



DOCTORS
ACADEMY
BETTER EDUCATION. BETTER HEALTH.

**Clinical Anatomy and Operative
Procedures as Applied to Head,
Neck and Limbs**

Feedback - February 2016

Clinical Anatomy and Operative Procedures as Applied to Head, Neck and Limbs

Taught by surgeons, this highly interactive event featured focus-group workshops and individual demonstrations complemented by an overview of essential theoretical information on surgical anatomy. Delegates were taught the anatomy encountered in common procedures, the placement of incisions and the essential principles of surgery.

The sessions also included the anatomical basis in the assessment and management of patients that had been involved in a variety of major and minor trauma situations. Some examples of the topics covered include: Head and facial injuries, stab / gunshot wounds to the neck, central line insertion, emergency cricothyroidotomy, burns, nerve injuries (including brachial plexus), tendon injuries, fractures of long bones and compartment syndrome.

The workshops used imaginative artwork in order to identify important surface anatomy landmarks and the underlying structures on live human models.

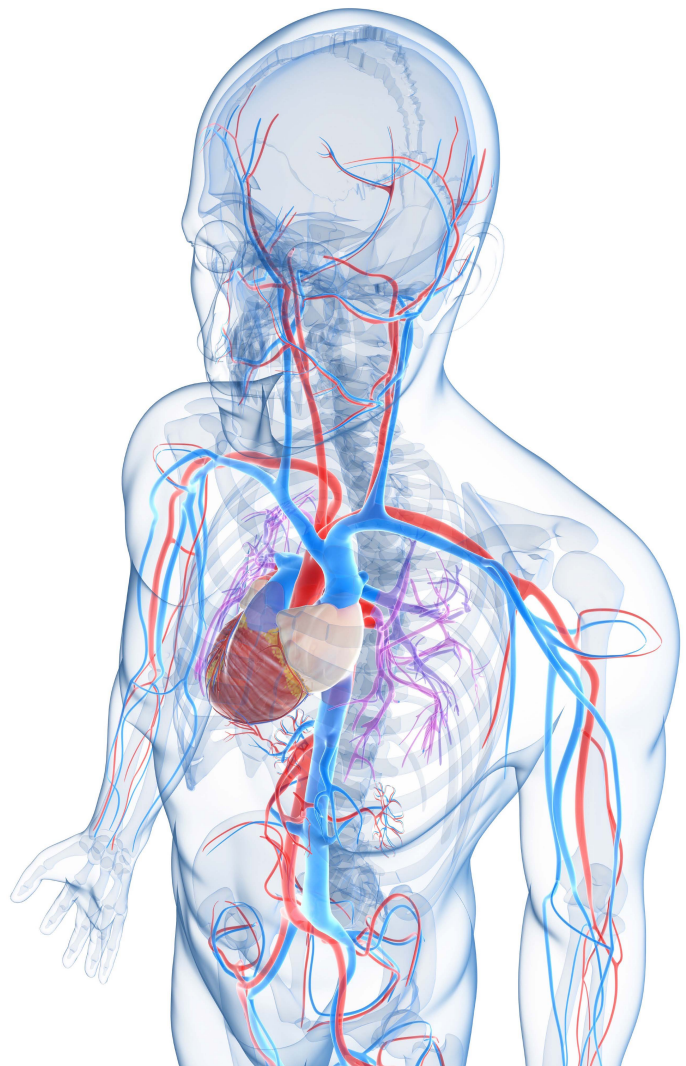
Operative anatomy pertinent to the following specialties was covered:

- Ear, Nose and Throat Surgery
- Head and Neck Surgery
- Maxillofacial Surgery
- Trauma and Orthopaedics
- Plastic Surgery
- Hand Surgery



Course Information

Course date:	13th February 2016
Venue:	West Wing, John Radcliffe Hospital, Oxford University Hospital, Oxford
Attendance:	21 Delegates
Aimed at:	Medical Students Foundation Year Doctors
Faculty:	Surgeons
Course fee:	Student £8.50 Doctors £13.50

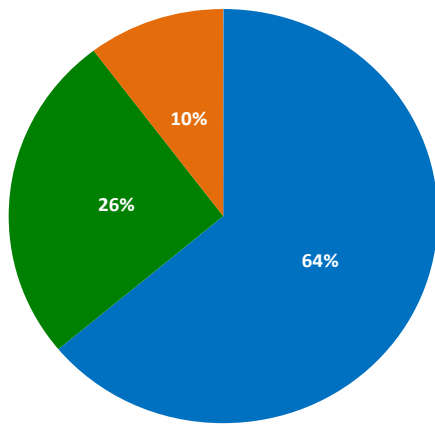


Course Programme

1345 - 1400	Registration
1400 - 1415	Welcome and Introduction
1415 - 1500	Session 1: <i>Orthopaedic Surgery</i> <ul style="list-style-type: none">• Lower Limb• Upper Limb• Spine
1500 - 1530	Session 2: <i>Trauma</i> <ul style="list-style-type: none">• Lower Limb including Fracture Neck of Femur• Upper Limb• Pelvis• Head Injuries
1530 - 1545	Break for refreshments
1545 - 1645	Session 3: <i>Plastic Surgery</i> <i>Hand Surgery</i> <i>Burns</i>
1645 - 1730	Session 4: <i>Ear, Nose and Throat Surgery</i> <i>Head and Neck Surgery</i> <i>Maxillofacial Surgery</i>
1730 - 1745	Summary, Feedback and End of Course

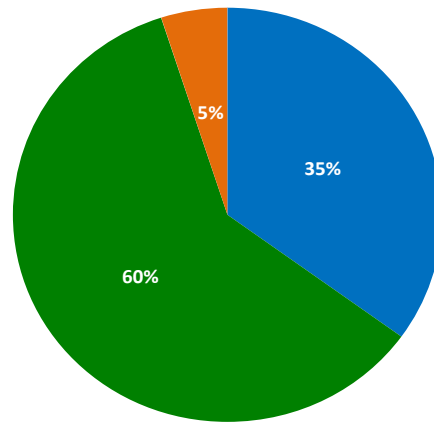
Overall Teaching Feedback

How useful were the small group demonstrations and discussions?



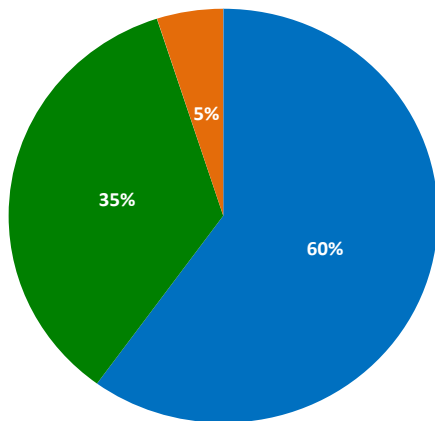
Very useful Useful Neutral Limited Usefulness Useless

How would you rate the general academic standard of the tutors?



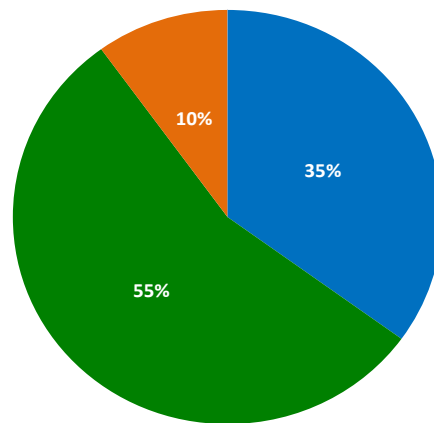
Excellent Good Neutral Fair Poor

How would you rate the general friendliness of the faculty?



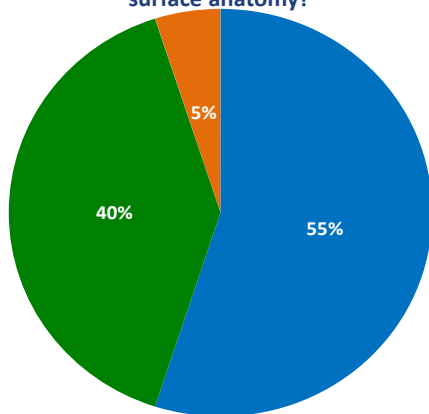
Very friendly Friendly Neutral Indifferent Unfriendly

Did the event achieve your objectives?



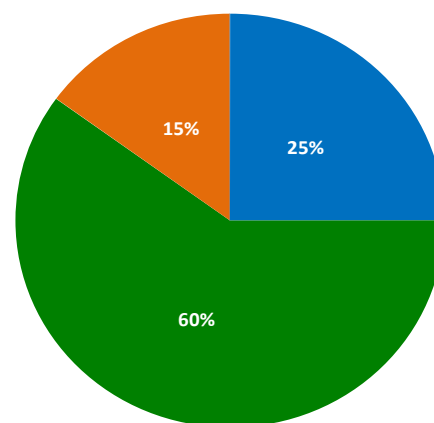
Most certainly Certainly Neutral Probably not Certainly Not

Did you gain more surgical anatomy knowledge and become more confident in surface anatomy?



Most certainly Probably not Certainly Certainly Not Neutral

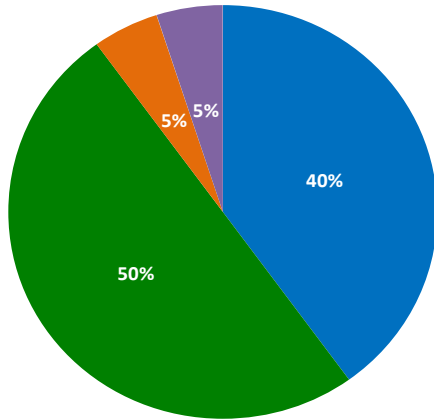
Brachial Plexus



Excellent Good Neutral Fair Poor

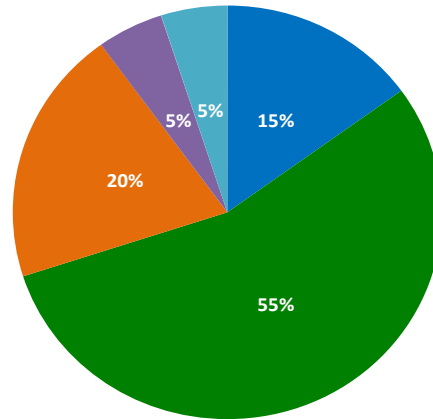
Overall Teaching Feedback

Upper Limb Nerve Injuries



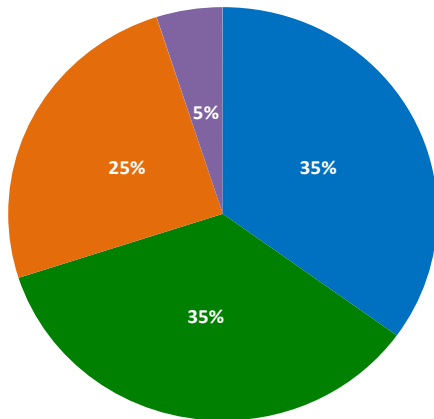
■ Excellent ■ Good ■ Neutral ■ Fair ■ Poor

Lumbar Plexus



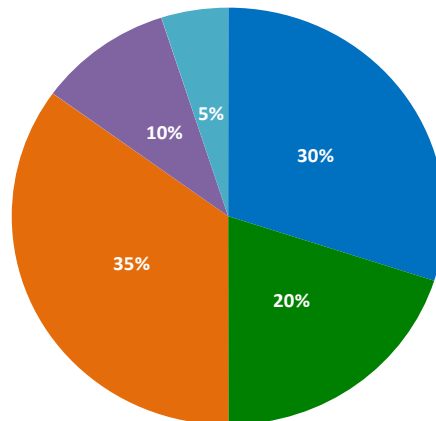
■ Excellent ■ Good ■ Neutral ■ Fair ■ Poor

Lower Limb Nerve Injuries



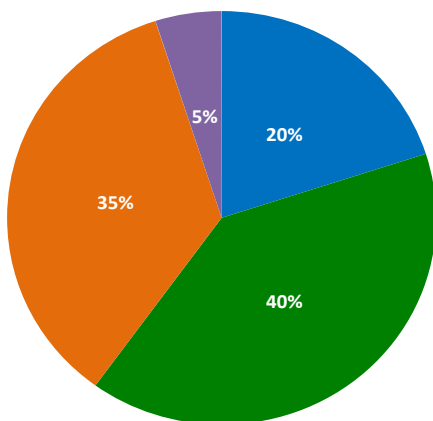
■ Excellent ■ Good ■ Neutral ■ Fair ■ Poor

Facial Fractures



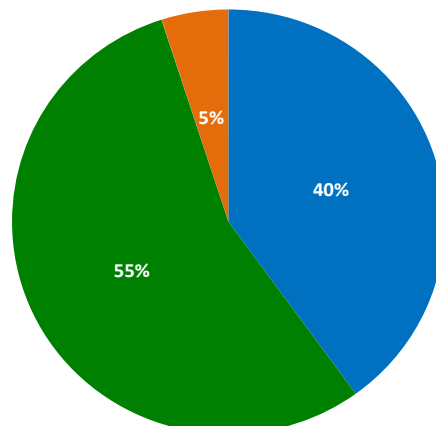
■ Excellent ■ Good ■ Neutral ■ Fair ■ Poor

Head Injuries



■ Excellent ■ Good ■ Neutral ■ Fair ■ Poor

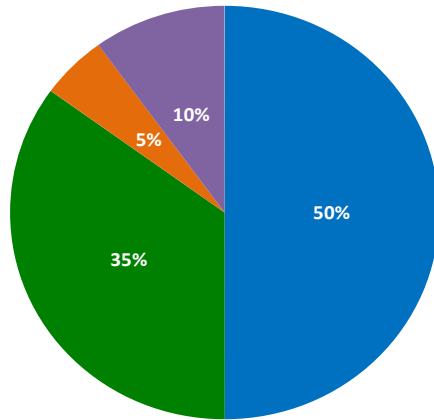
Would you recommend this course to a friend?



■ Most certainly ■ Certainly ■ Probably
 ■ Maybe ■ Will not recommend

Overall Teaching Feedback

Do you think that this course provided good value for money?



■ Most certainly ■ Certainly ■ Probably ■ Maybe ■ Not worth

Individual Comments

Excellent, the main faculty were excellent. Good quality presentations. Relevant for exam preparation.

JK
Queen's Hospital, Romford, UK

I think this course was well worth my time. Naturally, there is much to cover in limited time but I thought the delivery was overall highly satisfactory.

AM
University of Oxford, UK

Informal and good revision course. May need to practical stations.

TP
Royal Shrewsbury Hospital, UK

Very good.

JO
Royal United Hospital, Bath, UK

This was an excellent course. And an ideal preparation for the Clinical Anatomy Trainer Level 1 the following day. By focusing on anatomy we were able to cover a lot of ground in a short amount of time, and relate the anatomy we had learned in medical school more directly to clinical practice. This was relevant for examining a patient or when trying to learn how to operate safely and effectively.

PK
Royal Berkshire Hospital, Reading, UK

Good value for money. Left with a greater understanding of how surface anatomy is used in clinical practice.

FL
University of Oxford, UK

Excellent day, enthusiastic and knowledgeable faculty, lots to cover in one day but very useful, condensed session.

KE
Victoria Barracks, Windsor, UK

The teaching had excellent quality. The sessions ran at the right pace and was of the right level. It also fulfils my learning objectives at this stage of my training (F1).

TA
John Radcliffe Hospital, Oxford, UK

Individual Comments

On the whole really good.

AH
University of Birmingham, UK

Very good, pleased to have attended. Complemented day 2 well. lots of overlap in materials but this aided recall.

LC
John Radcliffe Hospital, Oxford, UK

Great day. Excellent faculty and venue. Surface anatomy sessions useful, although perhaps less permanent ink next time!

TG
University of Liverpool, UK

Excellent course, very useful sessions that really helped my understanding of surface anatomy!

MW
Royal Berkshire Hospital, Reading, UK

I thought this course was very well organised and laid out.

ET
University of Oxford, UK

Overall the course structure is excellent and the format of the sessions is good at an unbelievably reasonable price. I am preparing for MRCS Part A however I will definitely re-attend when it comes to preparing for Part B.

TR
Wycombe Hospital, High Wycombe, UK

The anatomy sessions were really good.

JP
University of Oxford, UK



DOCTORS ACADEMY

BETTER EDUCATION. BETTER HEALTH.

Doctors Academy is a UK-based International Non-Profit Organisation comprising of doctors, dentists and scientists that undertakes a diverse range of educational activities globally. The aim of the Academy is to disseminate information and exchange medical knowledge between professionals from diverse backgrounds working in a variety of healthcare settings. This is achieved by the provision of a number of attendance courses, publishing house, online resources and international events/ competitions.

Courses (a selection):

Undergraduate:

- Final Year Medicine and Surgical Revision Courses
- Training the Clinical Anatomy Trainer
- Clinical Anatomy as Applied to Trauma and Emergency Medicine
- Surgical Anatomy of Important Operative Procedures
- Future Surgeons: Key Skills (RCSEd delivered)
- Structured Introduction to Surgical Skills

Postgraduate:

- MRCS Part A
- MRCEM Part A
- MRCS Part B OSCE
- DOHNS: Intensive Revision & OSCE
- Intercollegiate Basic Surgical Skills (RCSEd delivered)
- MRCP PACES Part 2
- FRCS (General Surgery) Exit Exam
- Cadaveric Ultrasound-Guided Musculoskeletal Intervention Course
- Ultrasound-Assisted Botulinum Toxin Injection for Neuromuscular Disorders
- Live Advanced Laparoscopic Colorectal Course



Forthcoming key events:

- **International Medical Summer School**
Manchester, 31st July to 4th August 2017
- **International Academic and Research Conference**
Manchester, 5th August 2017
- **World University Anatomy Challenge**
Manchester, 4th August 2017

Publications



publications.doctorsacademy.org

World Journal of Medical Education & Research



Peer-reviewed academic journal with ISSN.

- No fee to view, read and download articles
- No subscription charges
- No submission fees
- No manuscript processing fee
- No publishing fee
- No cost to read, write or publish!

wjmer.co.uk

Online Revision Resources

DoctorExams consists of 1000s of questions with detailed explanations in MCQ, EMQ, SBA and SAQ formats. Questions are written by the Doctors Academy group of experienced clinicians and clinical academics, with mock exams and feedback on performance included to aid a candidate's focused revision of topics. Based on past exams, these questions are carefully crafted to suit the requirements of undergraduate students & postgraduate trainees undertaking relevant speciality exams.

Resources for:

- Medical Students
- Dental Students
- International Entrance Exams
- MRCS Exams
- General Surgery Exams
- Plastic Surgery Exams
- DOHNS Exams

www.doctorexams.co.uk

www.doctorsacademy.org