



**DOCTORS**  
**ACADEMY**  
BETTER EDUCATION. BETTER HEALTH.

**Clinical Anatomy and Operative  
Procedures as Applied to Head,  
Neck and Limbs**

**Feedback - December 2016**

## Clinical Anatomy and Operative Procedures as Applied to Head, Neck and Limbs

Taught by surgeons, this highly interactive event featured focus-group workshops and individual demonstrations complemented by an overview of essential theoretical information on surgical anatomy. Delegates were taught the anatomy encountered in common procedures, the placement of incisions and the essential principles of surgery.

The sessions also included the anatomical basis in the assessment and management of patients that had been involved in a variety of major and minor trauma situations. Some examples of the topics covered include: Head and facial injuries, stab / gunshot wounds to the neck, central line insertion, emergency cricothyroidotomy, burns, nerve injuries (including brachial plexus), tendon injuries, fractures of long bones and compartment syndrome.

The workshops used imaginative artwork in identifying important surface anatomy landmarks and the underlying structures on live human models

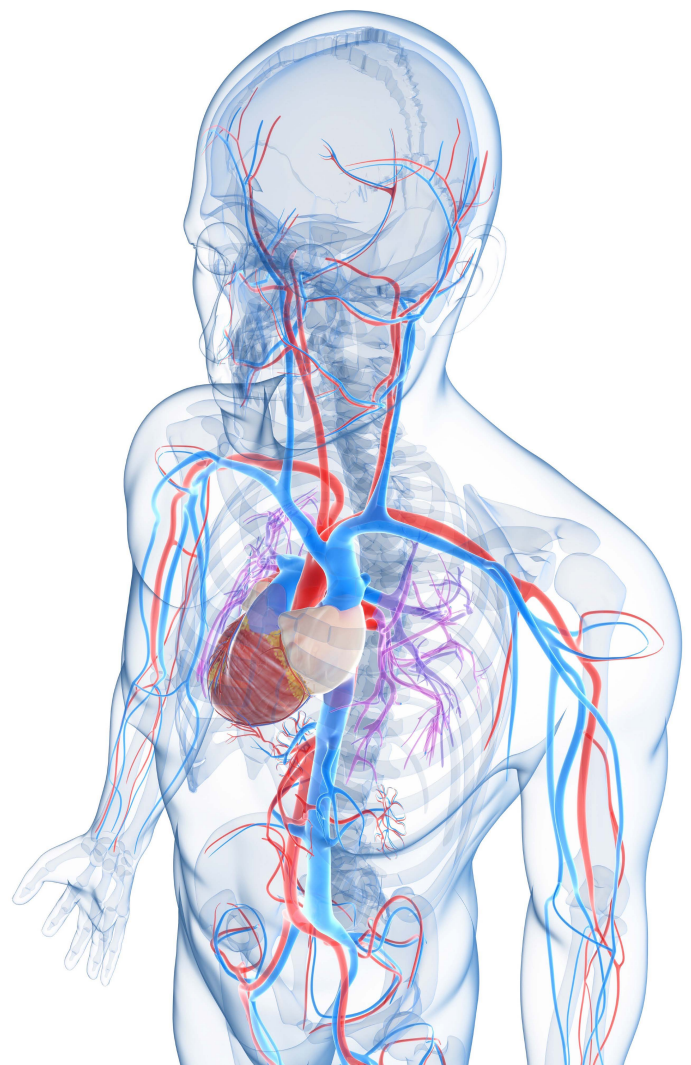
### Operative anatomy pertinent to the following specialties were covered: :

- Ear, Nose and Throat Surgery
- Head and Neck Surgery
- Maxillofacial Surgery
- Trauma and Orthopaedics
- Plastic Surgery
- Hand Surgery



### Course Information

<b>Course date:</b>	<b>10<sup>th</sup> December 2016</b>
<b>Venue:</b>	<b>Chancellor's Building University of Edinburgh Scotland</b>
<b>Attendance:</b>	<b>41 Delegates</b>
<b>Aimed at:</b>	<b>Medical Students Foundation Year Doctors</b>
<b>Faculty:</b>	<b>Surgeons</b>
<b>Course fee:</b>	<b>Student £8.50 Doctors £13.50</b>

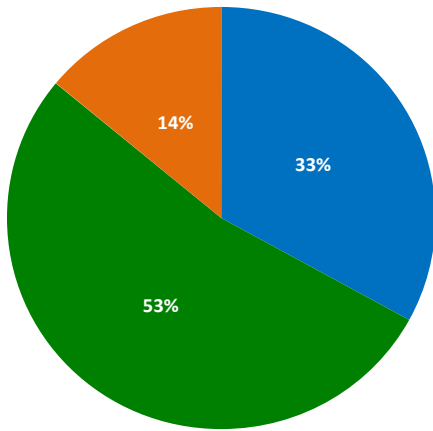


## Course Programme

1345 - 1400	Registration
1400 - 1415	Welcome and Introduction
1415 - 1500	Session 1: <b><i>Orthopaedic Surgery</i></b> <ul style="list-style-type: none"><li>• Lower Limb</li><li>• Upper Limb</li><li>• Spine</li></ul>
1500 - 1530	Session 2: <b><i>Trauma</i></b> <ul style="list-style-type: none"><li>• Lower Limb including Fracture Neck of Femur</li><li>• Upper Limb</li><li>• Pelvis</li><li>• Head Injuries</li></ul>
1530 - 1545	Break for refreshments
1545 - 1645	Session 3: <b><i>Plastic Surgery</i></b> <b><i>Hand Surgery</i></b> <b><i>Burns</i></b>
1645 - 1730	Session 4: <b><i>Ear, Nose and Throat Surgery</i></b> <b><i>Head and Neck Surgery</i></b> <b><i>Maxillofacial Surgery</i></b>
1730 - 1745	Summary, Feedback and End of Course

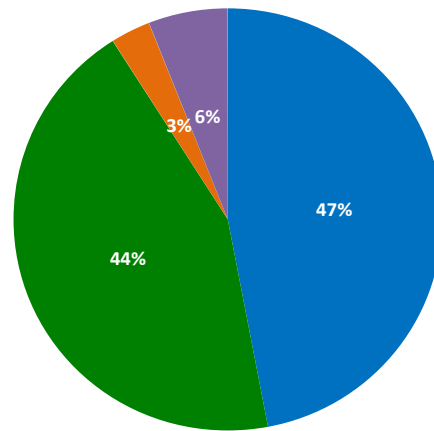
# Overall Teaching Feedback

How useful were the small group demonstrations and discussions?



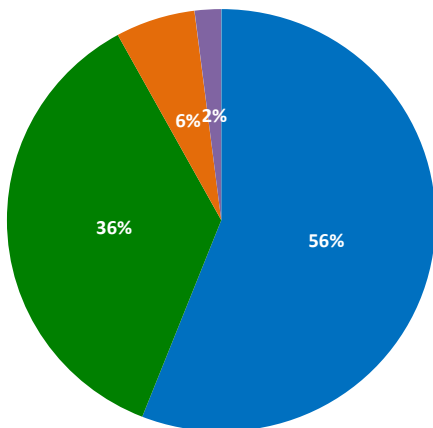
■ Very useful ■ Useful ■ Neutral ■ Limited Usefulness ■ Useless

How would you rate the general academic standard of the tutors?



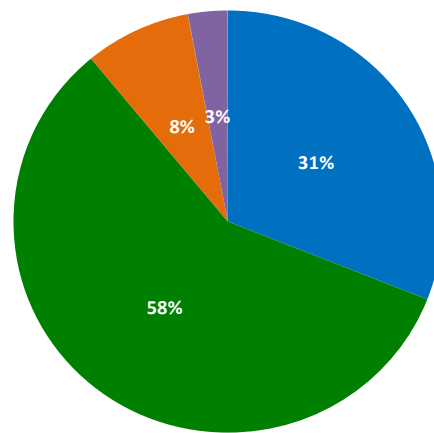
■ Excellent ■ Good ■ Neutral ■ Fair ■ Poor

How would you rate the general friendliness of the faculty?



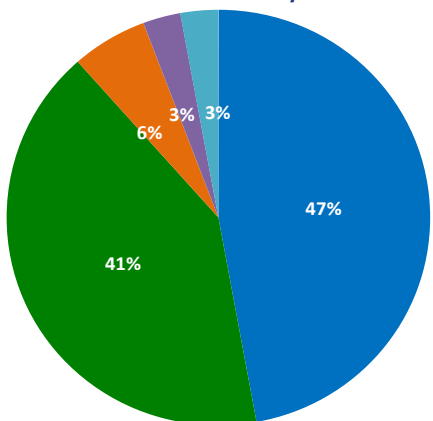
■ Very friendly ■ Friendly ■ Neutral ■ Indifferent ■ Unfriendly

Did the event achieve your objectives?



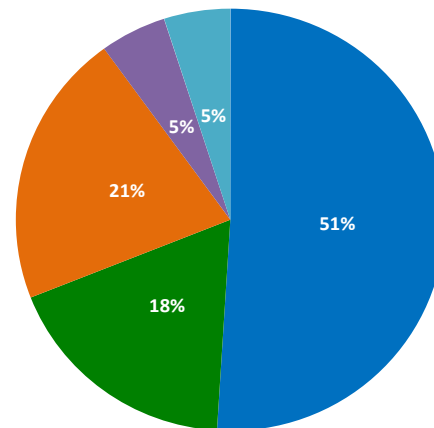
■ Most certainly ■ Certainly ■ Neutral ■ Probably not ■ Certainly Not

Did you gain more surgical anatomy knowledge and became more confident in surface anatomy?



■ Most certainly ■ Certainly ■ Neutral ■ Probably not ■ Certainly Not

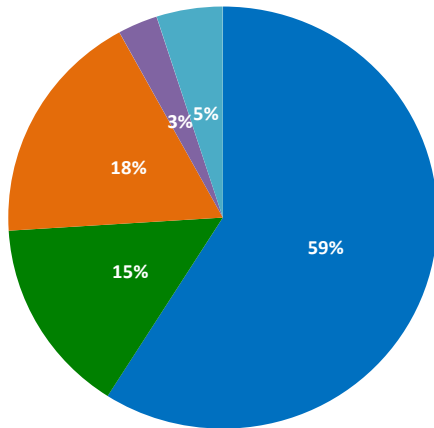
Brachial Plexus



■ Excellent ■ Good ■ Neutral ■ Fair ■ Poor

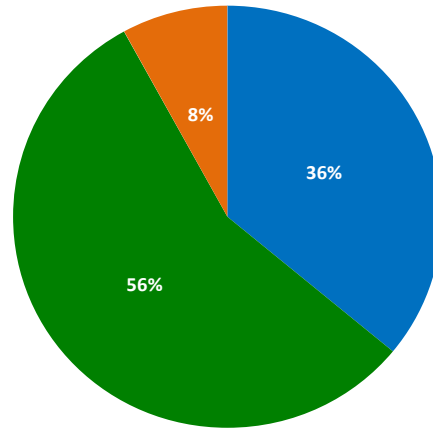
# Overall Teaching Feedback

Upper Limb Nerve Injuries



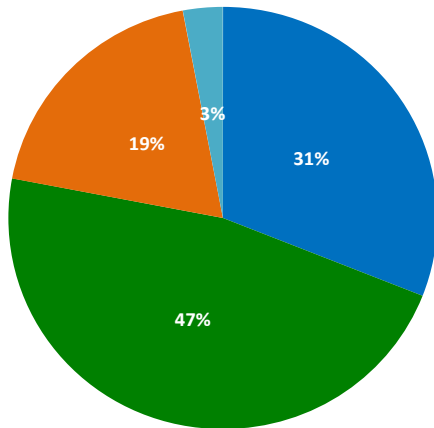
■ Excellent ■ Good ■ Neutral ■ Fair ■ Poor

Plastic Surgery and Burns



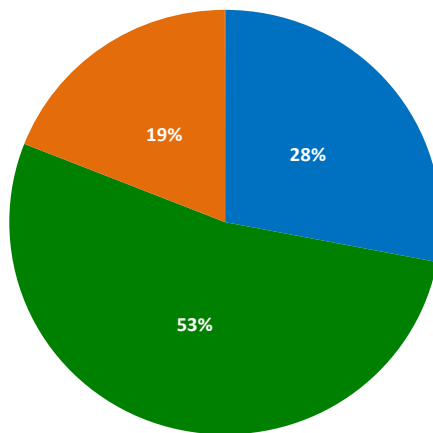
■ Excellent ■ Good ■ Neutral ■ Fair ■ Poor

Lower Limb Anatomy



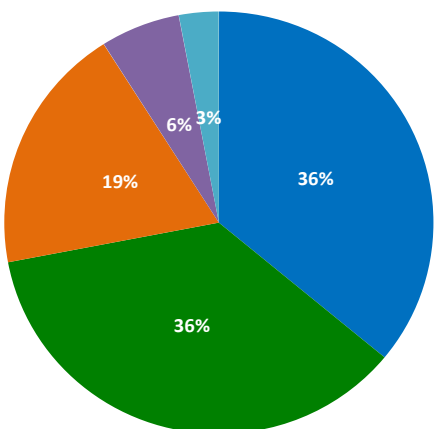
■ Excellent ■ Good ■ Neutral ■ Fair ■ Poor

Head and Neck Anatomy



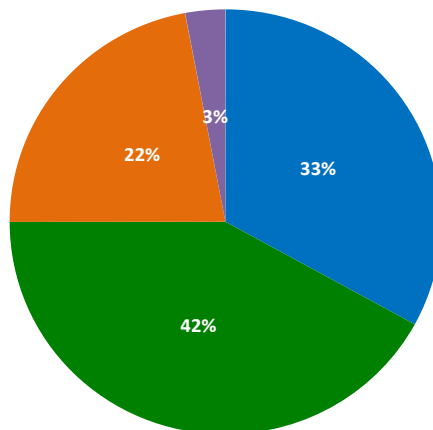
■ Excellent ■ Good ■ Neutral ■ Fair ■ Poor

Head and Facial injuries



■ Excellent ■ Good ■ Neutral ■ Fair ■ Poor

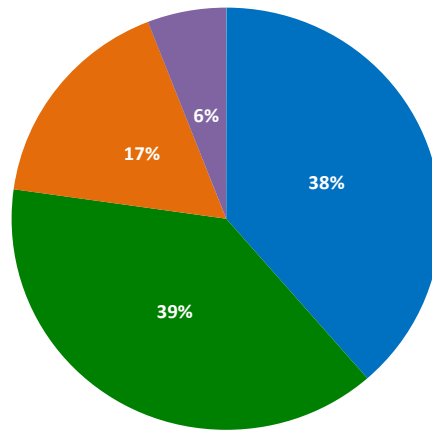
Would you recommend this course to a friend?



■ Most certainly ■ Certainly ■ Probably  
■ Maybe ■ Will not recommend

## Overall Teaching Feedback

Do you think that this course provided good value for money?



■ Most certainly ■ Certainly ■ Probably ■ Maybe ■ Not worth

## Individual Comments

A very well organised course with relevant material for final year medical student. The tutors were very helpful. Student to tutor ratio was excellent. Some key topics might have needed more time to explain in more detail but I fully understand that this might not be possible given the time constrictions. Overall, the course was a very positive experience. Thank you very much for to all the organisers!

**RS**  
*University of Glasgow*

The session was run very smoothly and had an adequate number of teaching staff to ensure small group work was possible. It was a useful refresher in this topic area.

**RD**  
*University of Glasgow*

A useful course.

**SB**  
*University of Edinburgh*

Very helpful for finals and cv for career progression.

**JD**  
*University of Edinburgh*

I really enjoyed this course. The surgical trainee, who led our small group was really enthusiastic and knowledgeable, she was a very good teacher. I enjoyed the practical style of learning and found that it was very logical and helped me to better understand the anatomy I'd previously been taught. This was a great course and I'd really recommend it.

**SS**  
*University of Edinburgh*

The event is pleasantly organised. The course is highly relevant nonetheless and is worth spending money and time on.

**KY**  
*University of Dundee*

Organisation was good and was an interesting way to learn the concept of surface anatomy with clinical application. Our tutor was particularly good and energetic.

**CM**  
*University of Edinburgh*

Course was well worth time. Knowledge of tutors and content was excellent. Surgical anatomy teaching covered relevant topics and will be very useful for my upcoming surgery placements.

**MT**  
*University of Glasgow*

## Individual Comments

I felt the teaching of the course was really good and relevant..

**LW**  
***University of Glasgow***

Good course.

**AM**  
***Hairmyres Hospital, Glasgow***

Very good teaching. Was very quick but this is understandable given the breadth that was covered.

**KL**  
***University of Glasgow***

The tutors are very knowledgeable and approachable. The contents were well-delivered and engaging.

**PY**  
***University of Glasgow***

Excellent course. Very helpful to draw on each other, with expert guidance.

**CG**  
***University of Edinburgh***

Very well organized, and content was well thought out. The talks correlating anatomy to injury or surgery were fantastic and I hope for more of such content in the future!

**RQ**  
***University of Edinburgh***

Well organised. Good for a quick recap.

**RC**  
***Royal Infirmary of Edinburgh, Edinburgh***

It is a good course, very informative.

**JY**  
***University of Dundee***

Worthwhile course, very packed curriculum.

**JL**  
***University of Glasgow***



## Individual Comments

Good value for money. Good revision.

**EP**  
*Ayr Hospital, Ayr*

This course emphasizes surface anatomy and its significance in medical practice and surgery. It has motivated me to study anatomy in a clinical manner and it is more interesting than reading from books.

**EY**  
*University of Glasgow*

Great way of learning relevant clinical anatomy. Clinical tutors were very good.

**BT**  
*University of Glasgow*

Excellent organisation and enthusiasm from all tutors. Greatly enjoyed the session, especially considering all the material covered in such short time.

**NT**  
*University of Edinburgh*

Good overview.

**ZJ**  
*University of Edinburgh*

The course was worth the money, and was a helpful aid in revising clinical anatomy.

**AM**  
*University of Glasgow*

Everything is perfect well organized great lecture.

**PC**  
*First faculty of Medicine, Charles University, Czech Republic*

Overall very enjoyable and very helpful in visualization of the surface anatomy of the relevant systems. The small group sessions were generally useful.

**AK**  
*University of Dundee*

Very good course content. The small group teaching with the surgical trainees was a great conduit to learning and to really appreciating the clinical applications of anatomy.

**LL**  
*University of Aberdeen*

## Individual Comments

Great course, tutors were excellent.

**MA**  
*University of Glasgow*

The course was certainly worth investing time in. In our university, surface anatomy is not emphasised enough and understandably this lack of knowledge will become increasingly apparent in a clinical context.

**MH**  
*Charles University, First Faculty of Medicine*



# DOCTORS ACADEMY

BETTER EDUCATION. BETTER HEALTH.

Doctors Academy is a UK-based International Non-Profit Organisation comprising of doctors, dentists and scientists that undertakes a diverse range of educational activities globally. The aim of the Academy is to disseminate information and exchange medical knowledge between professionals from diverse backgrounds working in a variety of healthcare settings. This is achieved by the provision of a number of attendance courses, publishing house, online resources and international events/ competitions.

## Courses (a selection):

### Undergraduate:

- Final Year Medicine and Surgical Revision Courses
- Training the Clinical Anatomy Trainer
- Clinical Anatomy as Applied to Trauma and Emergency Medicine
- Surgical Anatomy of Important Operative Procedures
- Future Surgeons: Key Skills (RCSEd delivered)
- Structured Introduction to Surgical Skills

### Postgraduate:

- MRCS Part A
- MRCEM Part A
- MRCS Part B OSCE
- DOHNS: Intensive Revision & OSCE
- Intercollegiate Basic Surgical Skills (RCSEd delivered)
- MRCP PACES Part 2
- FRCS (General Surgery) Exit Exam
- Cadaveric Ultrasound-Guided Musculoskeletal Intervention Course
- Ultrasound-Assisted Botulinum Toxin Injection for Neuromuscular Disorders
- Live Advanced Laparoscopic Colorectal Course



## Forthcoming key events:

- **International Medical Summer School**  
*Manchester, 31<sup>st</sup> July to 4<sup>th</sup> August 2017*
- **International Academic and Research Conference**  
*Manchester, 5<sup>th</sup> August 2017*
- **World University Anatomy Challenge**  
*Manchester, 4<sup>th</sup> August 2017*

## Publications



[publications.doctorsacademy.org](http://publications.doctorsacademy.org)

## World Journal of Medical Education & Research



Peer-reviewed academic journal  
with ISSN.

- No fee to view, read and download articles
- No subscription charges
- No submission fees
- No manuscript processing fee
- No publishing fee
- No cost to read, write or publish!

[wjmer.co.uk](http://wjmer.co.uk)

## Online Revision Resources

DoctorExams consists of 1000s of questions with detailed explanations in MCQ, EMQ, SBA and SAQ formats. Questions are written by the Doctors Academy group of experienced clinicians and clinical academics, with mock exams and feedback on performance included to aid a candidate's focused revision of topics. Based on past exams, these questions are carefully crafted to suit the requirements of undergraduate students & postgraduate trainees undertaking relevant speciality exams.

### Resources for:

- Medical Students
- Dental Students
- International Entrance Exams
- MRCS Exams
- General Surgery Exams
- Plastic Surgery Exams
- DOHNS Exams

[www.doctorexams.co.uk](http://www.doctorexams.co.uk)

# [www.doctorsacademy.org](http://www.doctorsacademy.org)