

**Clinical Anatomy and Operative
Procedures as Applied to Head,
Neck and Limbs**

Feedback - June 2016

Clinical Anatomy and Operative Procedures as Applied to Head, Neck and Limbs

This highly interactive event, which was taught by surgeons, featured focus-group workshops and individual demonstrations complemented by an overview of essential theoretical information regarding surgical anatomy. Delegates were taught the anatomy encountered in common procedures, the placement of incisions, and the essential principles of surgery.

The sessions also highlighted the anatomical basis required in order to successfully assess and manage patients who have been involved in a variety of major and minor trauma situations. Examples of the topics covered include: head and facial injuries; stab and gunshot wounds to the neck; central line insertion; emergency cricothyroidotomy; burns; nerve injuries (including brachial plexus); tendon injuries; fractures of long bones; and compartment syndrome.

The workshops used imaginative artwork in order to identify important surface anatomy landmarks and the underlying structures on live human models.

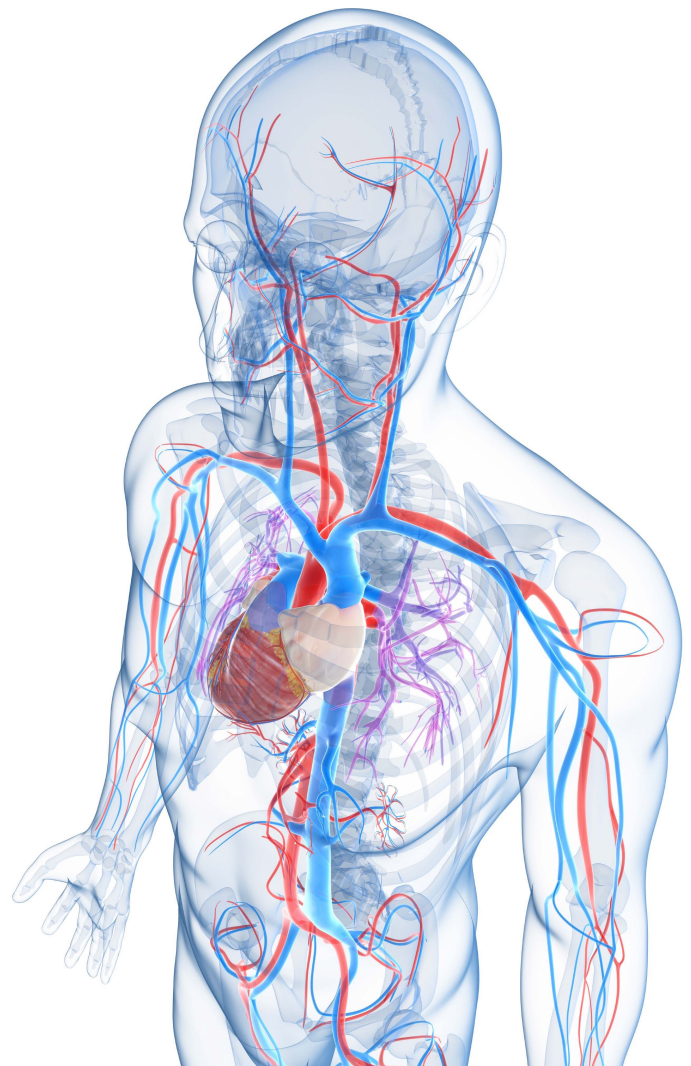
Operative anatomy pertinent to the following specialties was covered:

- o Ear, Nose and Throat Surgery
- o Head and Neck Surgery
- o Maxillofacial Surgery
- o Trauma and Orthopaedics
- o Plastic Surgery
- o Hand Surgery



Course Information

Course date:	11th June 2016
Venue:	Sir Martin Evans Building School of Biosciences Cardiff University
Attendance:	30 Delegates
Aimed at:	Medical Students Foundation Year Doctors
Faculty:	Surgeons
Course fee:	Student £8.50 Doctors £13.50

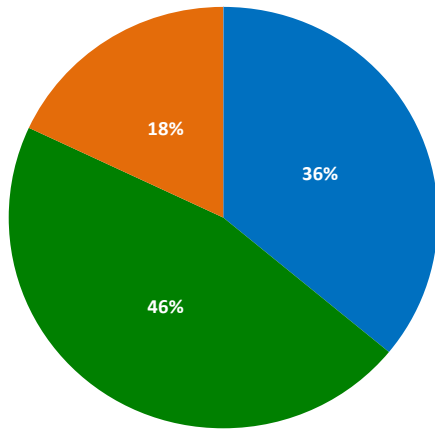


Course Programme

1345 - 1400	Registration
1400 - 1415	Welcome and Introduction
1415 - 1500	Session 1: <i>Orthopaedic Surgery</i> <ul style="list-style-type: none">• Lower Limb• Upper Limb• Spine
1500 - 1530	Session 2: <i>Trauma</i> <ul style="list-style-type: none">• Lower Limb including Fracture Neck of Femur• Upper Limb• Pelvis• Head Injuries
1530 - 1545	Break for Refreshments
1545 - 1645	Session 3: <i>Plastic Surgery</i> <i>Hand Surgery</i> <i>Burns</i>
1645 - 1730	Session 4: <i>Ear, Nose and Throat Surgery</i> <i>Head and Neck Surgery</i> <i>Maxillofacial Surgery</i>
1730 - 1745	Summary, Feedback and End of Course

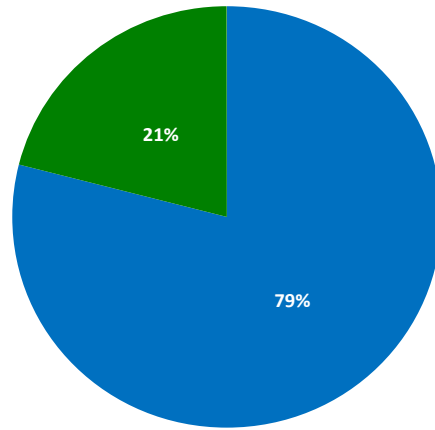
Overall Teaching Feedback

How useful were the small group demonstrations and discussions?



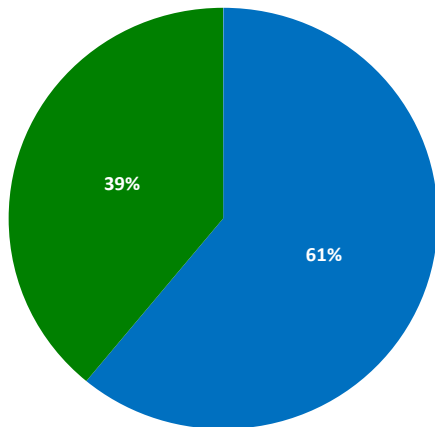
■ Very useful ■ Useful ■ Neutral ■ Limited Usefulness ■ Useless

How would you rate the general academic standard of the tutors?



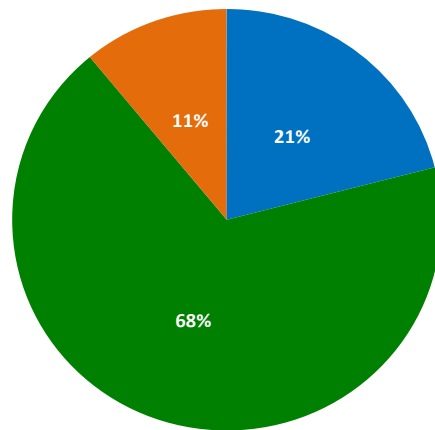
■ Excellent ■ Good ■ Neutral ■ Fair ■ Poor

How would you rate the general friendliness of the faculty?



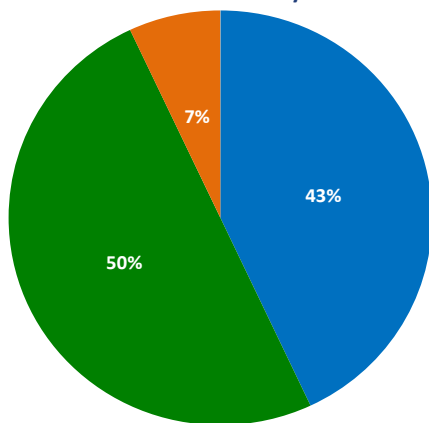
■ Very friendly ■ Friendly ■ Neutral ■ Indifferent ■ Unfriendly

Did the event achieve your objectives?



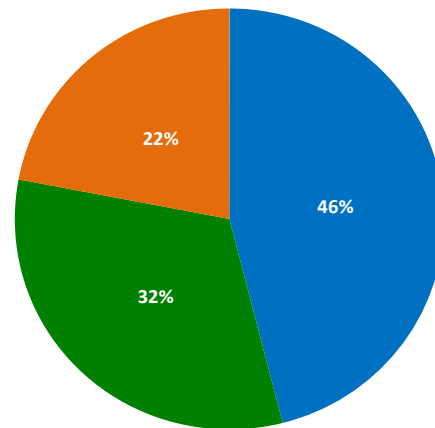
■ Most certainly ■ Certainly ■ Neutral ■ Probably not ■ Certainly Not

Did you gain more surgical anatomy knowledge and become more confident in surface anatomy?



■ Most certainly ■ Certainly ■ Neutral ■ Probably not ■ Certainly Not

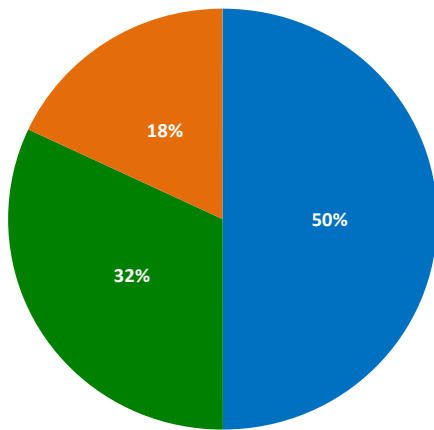
Brachial Plexus



■ Excellent ■ Good ■ Neutral ■ Fair ■ Poor

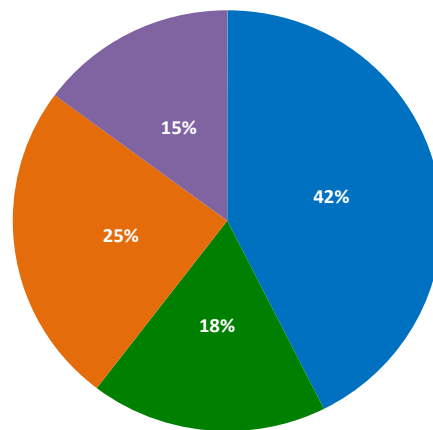
Overall Teaching Feedback

Upper Limb Nerve Injuries



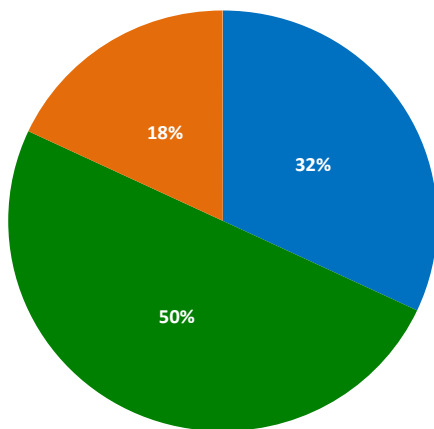
■ Excellent ■ Good ■ Neutral ■ Fair ■ Poor

Lumbar Plexus



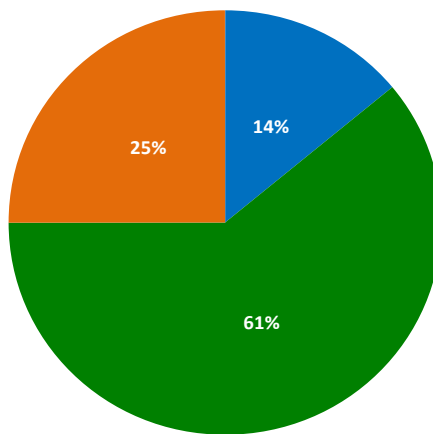
■ Excellent ■ Good ■ Neutral ■ Fair ■ Poor

Lower Limb Nerve Injuries



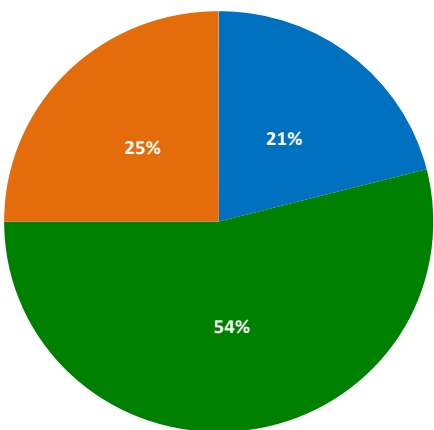
■ Excellent ■ Good ■ Neutral ■ Fair ■ Poor

Facial Fractures



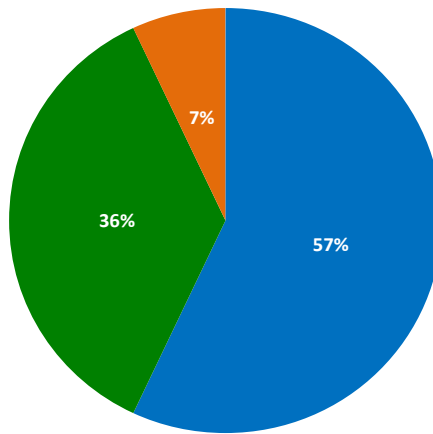
■ Excellent ■ Good ■ Neutral ■ Fair ■ Poor

Head Injuries



■ Excellent ■ Good ■ Neutral ■ Fair ■ Poor

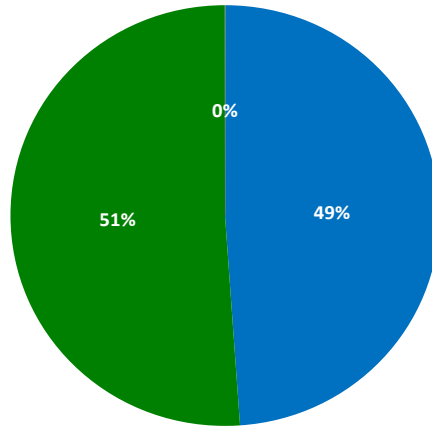
Would you recommend this course to a friend?



■ Most certainly ■ Certainly ■ Probably ■ Maybe ■ Will not recommend

Overall Teaching Feedback

Do you think that this course provided good value for money?



■ Most certainly ■ Certainly ■ Probably ■ Maybe ■ Not worth

Individual Comments

A really well organised course with excellent teachers.

VV
Cardiff University

Academic teachers were very friendly and knowledgeable.

TG
Cardiff University

The tutors were very knowledgeable.

KF
Cardiff University

Very good session, pertinent to all medical students and fresh graduates to refresh their anatomy knowledge.

NA
Royal Berkshire Hospital, Reading

Very good, learnt a lot.

LM
Cardiff University

Very well-organised and lots of information covered. Quite an intense day overall, but I did feel more confident about my knowledge of anatomy at the end of the day.

MF
Cardiff University

Great course and revision teaching session for clinical anatomy. Tutors were very knowledgeable and the small group surface anatomy drawing sessions were good for helping to consolidate the lectures which could be a little intense at times!.

KY
Cardiff University



DOCTORS ACADEMY

BETTER EDUCATION. BETTER HEALTH.

Doctors Academy is an UK-based International Non-Profit Organisation comprising of doctors, dentists and scientists that undertakes a diverse range of educational activities globally. The aim of the Academy is to disseminate information and exchange medical knowledge between professionals from diverse backgrounds working in a variety of healthcare settings. This is achieved by the provision of a number of attendance courses, publishing house, online resources and international events/ competitions.

Courses (a selection):

Undergraduate:

- Final Year Medicine and Surgical Revision Courses
- Training the Clinical Anatomy Trainer
- Clinical Anatomy as Applied to Trauma and Emergency Medicine
- Surgical Anatomy of Important Operative Procedures
- Future Surgeons: Key Skills (RCSEd delivered)
- Structured Introduction to Surgical Skills

Postgraduate:

- MRCS Part A
- MRCEM Part A
- MRCS Part B OSCE
- DOHNS: Intensive Revision & OSCE
- Intercollegiate Basic Surgical Skills (RCSEd delivered)
- MRCP PACES Part 2
- FRCS (General Surgery) Exit Exam
- Cadaveric Ultrasound-Guided Musculoskeletal Intervention Course
- Ultrasound-Assisted Botulinum Toxin Injection for Neuromuscular Disorders
- Live Advanced Laparoscopic Colorectal Course



Forthcoming key events:

- **International Medical Summer School**
Manchester, 1st - 5th August 2016
- **International Academic and Research Conference**
Manchester, 6th August 2016
- **World University Anatomy Challenge**
Manchester, 5th August 2016

Publications



publications.doctorsacademy.org

World Journal of Medical Education & Research



Peer-reviewed academic journal with ISSN.

- No fee to view, read and download articles
- No subscription charges
- No submission fees
- No manuscript processing fee
- No publishing fee
- No cost to read, write or publish!

wjmer.co.uk

Online Revision Resources

DoctorExams consists of 1000s of questions with detailed explanations in MCQ, EMQ, SBA and SAQ formats. Questions are written by the Doctors Academy group of experienced clinicians and clinical academics, with mock exams and feedback on performance included to aid a candidate's focused revision of topics. Based on past exams, these questions are carefully crafted to suit the requirements of undergraduate students & postgraduate trainees undertaking relevant speciality exams.

Resources for:

- Medical Students
- Dental Students
- International Entrance Exams
- MRCS Exams
- General Surgery Exams
- Plastic Surgery Exams
- DOHNS Exams

www.doctorexams.co.uk

www.doctorsacademy.org