

**Clinical Anatomy and Operative
Procedures as Applied to the
Thorax & Abdomen**

Feedback - November 2016

Clinical Anatomy and Operative Procedures as Applied to the Thorax & Abdomen

This highly interactive event, which was taught by surgeons, featured focus-group workshops and individual demonstrations complemented by an overview of essential theoretical information regarding surgical anatomy. Delegates were taught the anatomy encountered in common procedures, the placement of incisions, and the essential principles of surgery.

The sessions also highlighted the anatomical basis required in order to successfully assess and manage patients who have been involved in trauma and emergencies. Examples of the topics covered include: stab and gunshot wounds to the thorax and abdomen; chest drain insertion; oesophageal and bowel perforation; liver, kidney and spleen lacerations; abdominal aortic aneurysms; and acute abdomen.

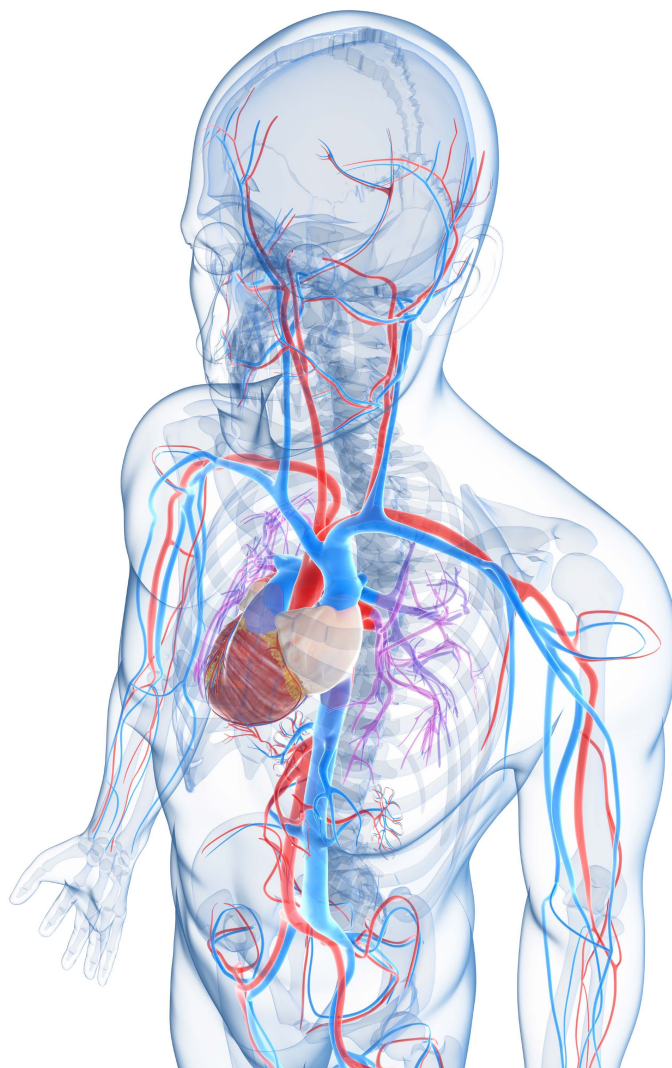
The workshops used imaginative artwork to identify important surface anatomy landmarks and the underlying structures on live human models.

Operative anatomy pertinent to the following specialities was covered:

- o Cardiothoracic Surgery
- o Vascular Surgery
- o General Surgery
- o Breast Surgery
- o HepatoPancreato Biliary Surgery
- o Upper Gastrointestinal Surgery
- o Colorectal Surgery
- o Transplant Surgery
- o Urology

Course Information

Course date:	19th November 2016
Venue:	Manor Learning and Conference Centre, Walsall Healthcare NHS Birmingham
Attendance:	40 Delegates
Aimed at:	Medical Students Foundation Year Doctors
Faculty:	Surgeons
Course fee:	Student £8.50 Doctors £13.50



Course Programme

0900 - 0915 Registration

0915 - 0930 Welcome and Introduction

0930 - 1030 **Session 1:**
General
Colorectal
Transplant
Urology
(including emergencies)

1030 - 1100 **Session 2:**
HepatoPancreato Biliary Surgery
Upper GI Surgery
(including emergencies)

1100 - 1120 **Break for Refreshments**

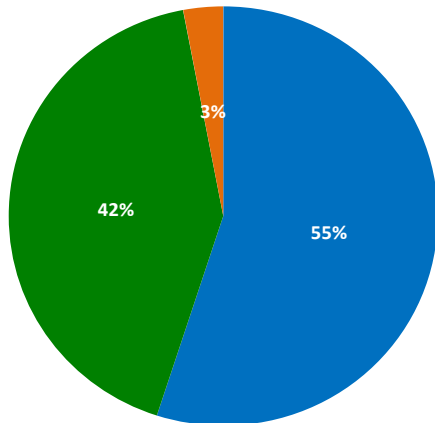
1120 - 1150 **Session 3:**
Cardiac Surgery
Thoracic Surgery
Breast Surgery

1150 - 1245 **Session 4:**
Vascular Surgery in:
Abdomen
Lower Limb
Neck and Upper Limb
(including emergencies)

1245 - 1300 Summary, Feedback and End of Course

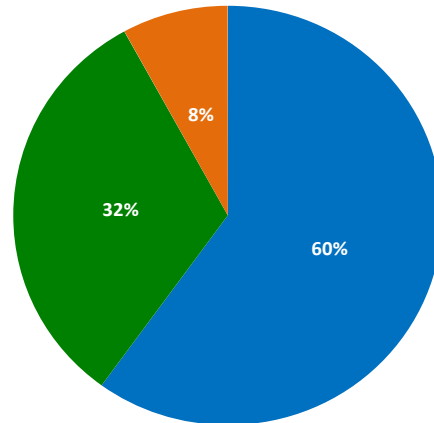
Overall Teaching Feedback

How useful were the small group demonstrations and discussions?



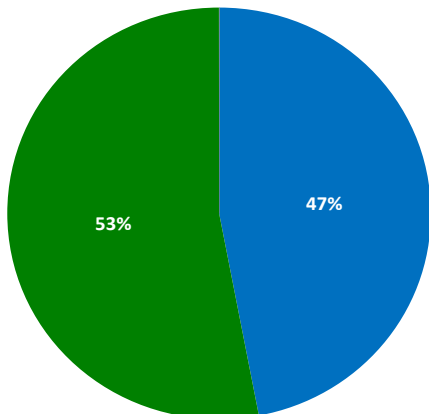
■ Excellent ■ Good ■ Neutral ■ Fair ■ Poor

How would you rate the general academic standard of the tutors?



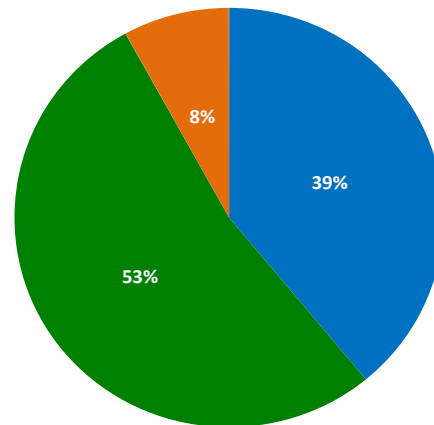
■ Excellent ■ Good ■ Neutral ■ Fair ■ Poor

Did you gain more surgical anatomy knowledge and became more confident in surface anatomy?



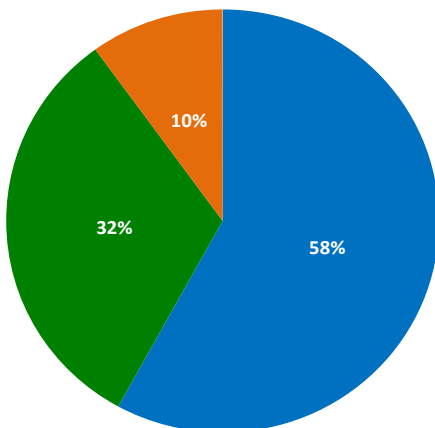
■ Most certainly ■ Certainly ■ Neutral
■ Probably not ■ Certainly Not

Heart and Lung



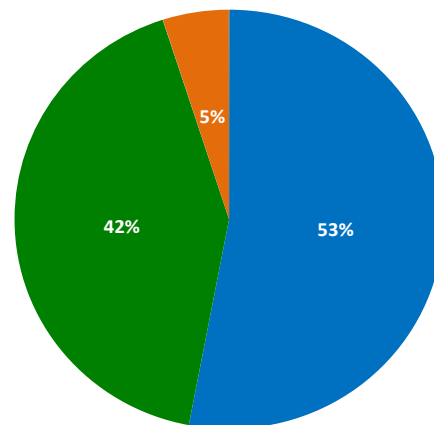
■ Excellent ■ Good ■ Neutral ■ Fair ■ Poor

Would you recommend this course to a friend?



■ Most certainly ■ Certainly ■ Probably
■ Maybe ■ Will not recommend

Do you think that this course provided good value for money?



■ Most certainly ■ Certainly ■ Probably ■ Maybe ■ Not worth

Individual Comments

Teaching was very good, and interactive - surface markings for hearts, lungs and transpyloric plane.

DS

University of Birmingham, United Kingdom

Very impressed.

NC

University of Birmingham, United Kingdom

Good course and enjoyed practical aspects which made things easier to learn and remember.

BH

Pilgrim Hospital, Boston

The more practical presentation about operative procedures are the most interesting.

SD

University of Ghent, Belgium

I learned a lot. Course content was very good, and delivered excellently. The speakers were enthusiastic and friendly.

AS

University of Birmingham, United Kingdom

The day was very well organised, and I think the timings of each individual lectures was good. Having the extra models made it easier to practise what we had just seen by drawing it on to someone else! I particularly liked how varied the talks were, however as a second year student, I did find some of it was too clinical and therefore irrelevant to me at this level. But I wouldn't say that was a bad thing, as I understand the course was pitched to people of all levels! Overall a brilliant day, thank you.

ZG

University of Birmingham, United Kingdom

Excellent course for medical students and junior doctors revising anatomy with clinical reference. The teaching faculty had a really good knowledge of the subject covered and were helpful during the group sessions. The course was great value for money.

KM

Royal Liverpool University Hospital, Liverpool

Individual Comments

The course was very well organised and certainly was worth my time. The small group sessions were very useful.

BB

University of Birmingham, United Kingdom

Excellent teaching of upper and lower limbs.

AI

University of Birmingham, United Kingdom

This course is a great way for clinical medical students to brush up on their anatomy and impress while on placement.

AT

University of Birmingham, United Kingdom

Outstanding.

AK

Whiston Hospital, Prescot

An excellent course that was well delivered throughout. Learnt a lot throughout the day.

LW

University of Birmingham, United Kingdom

Excellent, enjoyed all.

PG

University of Birmingham, United Kingdom

Useful day, anatomy learnt in a different way to that done at Medical School (was more interactive).

SB

University of Birmingham, United Kingdom

A great session. Staff/teachers were kind, approachable and most importantly knowledgeable.

MA

University of Birmingham, United Kingdom

Very useful. Thank you.

FA

Pilgrim Hospital, Boston

Individual Comments

The course was well organised with a clear programme and felt very structured. it was definitely good value for money and time spent.

DQ

University of Birmingham, United Kingdom

I came to the course to recap my anatomy to prepare me for 4th year surgical block. The course achieved this goal.

LW

University of Birmingham, United Kingdom

Great course!

EW

University of Birmingham, United Kingdom

Very well organised and good facilities and catering. Structure of day was great, if a little long.

LT

University of Birmingham, United Kingdom

It was a very well organised day that covered a lot of important concepts. The tutors on the whole had outstanding knowledge and were extremely approachable. They all came round to our small groups and assisted us which was great. Overall I am very happy with how things went and would definitely recommend this to a friend.

NK

University of Birmingham, United Kingdom

The notepads and pens were a good idea and the refreshments were good. Overall a good day.

ER

University of Birmingham, United Kingdom

Was really good revision.

FR

University of Leicester

The course was well organised and the presentation was at the right level.

SV

University of Birmingham, United Kingdom

Very good.

MP

University of Birmingham, United Kingdom



DOCTORS ACADEMY

BETTER EDUCATION. BETTER HEALTH.

Doctors Academy is a UK-based International Non-Profit Organisation comprising of doctors, dentists and scientists that undertakes a diverse range of educational activities globally. The aim of the Academy is to disseminate information and exchange medical knowledge between professionals from diverse backgrounds working in a variety of healthcare settings. This is achieved by the provision of a number of attendance courses, publishing house, online resources and international events/ competitions.

Courses (a selection):

Undergraduate:

- Final Year Medicine and Surgical Revision Courses
- Training the Clinical Anatomy Trainer
- Clinical Anatomy as Applied to Trauma and Emergency Medicine
- Surgical Anatomy of Important Operative Procedures
- Future Surgeons: Key Skills (RCSEd delivered)
- Structured Introduction to Surgical Skills

Postgraduate:

- MRCS Part A
- MRCEM Part A
- MRCS Part B OSCE
- DOHNS: Intensive Revision & OSCE
- Intercollegiate Basic Surgical Skills (RCSEd delivered)
- MRCP PACES Part 2
- FRCS (General Surgery) Exit Exam
- Cadaveric Ultrasound-Guided Musculoskeletal Intervention Course
- Ultrasound-Assisted Botulinum Toxin Injection for Neuromuscular Disorders
- Live Advanced Laparoscopic Colorectal Course



Forthcoming key events:

- **International Medical Summer School**
Manchester, 31st July to 4th August 2017
- **International Academic and Research Conference**
Manchester, 5th August 2017
- **World University Anatomy Challenge**
Manchester, 4th August 2017

Publications



publications.doctorsacademy.org

World Journal of Medical Education & Research



Peer-reviewed academic journal
with ISSN.

- No fee to view, read and download articles
- No subscription charges
- No submission fees
- No manuscript processing fee
- No publishing fee
- No cost to read, write or publish!

wjmer.co.uk

Online Revision Resources

DoctorExams consists of 1000s of questions with detailed explanations in MCQ, EMQ, SBA and SAQ formats. Questions are written by the Doctors Academy group of experienced clinicians and clinical academics, with mock exams and feedback on performance included to aid a candidate's focused revision of topics. Based on past exams, these questions are carefully crafted to suit the requirements of undergraduate students & postgraduate trainees undertaking relevant speciality exams.

Resources for:

- Medical Students
- Dental Students
- International Entrance Exams
- MRCS Exams
- General Surgery Exams
- Plastic Surgery Exams
- DOHNS Exams

www.doctorexams.co.uk

www.doctorsacademy.org