



**8th Intensive Surgical Anatomy
Revision for MRCS Part B OSCE**

Feedback - April 2014

Intensive Surgical Anatomy Revision for MRCS Part B OSCE

This intensive one-day revision course provided an intense and pertinent revision of all subject areas tested in the MRCS exam to aid in the consolidation of a delegate's core and applied knowledge in anatomy. It also aided the delegate's aptitude to prepare for viva-voce and OSCE stations, with an emphasis on helping delegates deal with viva/OSCE in a systematic manner.

Demonstrations were made using anatomical prosections and cross-sections. Along with small groups tutorials in osteology, topographic and surface anatomy, with the use of radiographs and other relevant imaging to aid understanding.

Course Information

| | |
|---------------------|---|
| Course date: | 11th April 2014 |
| Venue: | Anatomy Department, Manchester Surgical Skills and Simulation Centre, University of Manchester, Manchester, UK |
| Attendance: | 12 Delegates |
| Aimed at: | Delegates looking to take their membership to the Royal College of Surgeons Part B exam. |
| Course fee: | £175.00 |



Course Programme

| | | |
|---|------------------------|------------------------|
| <ul style="list-style-type: none"> • Skull base • Bony face and soft tissues | 0830 - 0930 Group A | 0930 - 1030 Group B |
| <ul style="list-style-type: none"> • Brachial plexus • Upper limb (shoulder, arm, forearm and hand) | Group B | Group A |

1030 – 1045

Break for refreshments

| | | |
|---|-----------------------------------|-----------------------------------|
| <ul style="list-style-type: none"> • The Neck • Bony pelvis, hip, femur and thigh | 1045 - 1115 Group A Group B | 1115 - 1145 Group B Group A |
| <ul style="list-style-type: none"> • Spinal cord and vertebral column • Knee, leg, ankle and foot | 1145 - 1215 Group B Group A | 1215 - 1245 Group A Group B |

1245 – 1330

Lunch break

| | | |
|---|-----------------------------------|-----------------------------------|
| <ul style="list-style-type: none"> • Abdominal wall anterior & posterior • Inguinal ligament/External genitalia • Hollow organs of the abdomen | 1330 - 1415 Group A Group B | 1415 - 1500 Group B Group A |
| <ul style="list-style-type: none"> • Solid organs of the abdomen (kidney, liver, gall bladder, spleen, pancreas) • Pelvis and perineum | 1500 - 1545 Group A Group B | 1545 - 1630 Group B Group A |

1630 – 1645

Break for refreshments

| | | |
|--|-----------------------------------|-----------------------------------|
| <ul style="list-style-type: none"> • Mediastinum, pleura and lungs • Thoracic wall/thoracic inlet and outlet | 1645 - 1715 Group A Group B | 1715 - 1745 Group B Group A |
|--|-----------------------------------|-----------------------------------|

Faculty List

Professor Niggy Gouldsborough, PhD

Professor of Anatomy
Manchester Surgical Skills and Simulation Centre,
University of Manchester

Mr Pradip K Datta MBE, MS, FRCS (Ed), FRCS (Eng), FRCS (Irel), FRCS (Glasg)

Honorary Consultant General Surgeon
Caithness General Hospital, Wick, Scotland
Formerly, Examiner for FRCS and MRCS; Member of Council (2000-2012) and Honorary Secretary (2003-2007), Royal College of Surgeons of Edinburgh.

Professor Stuart Enoch, MB BS, PhD, PGCert (Med Sci), MRCSEd, MRCS (Eng)

Director of Education & Research
Doctors Academy Group

Mr Chelliah Selvasekar, MD, FRCS (Ed), FRCS (Gen), PG Cert (Med Ed), P.G.Dip (Health Executive)

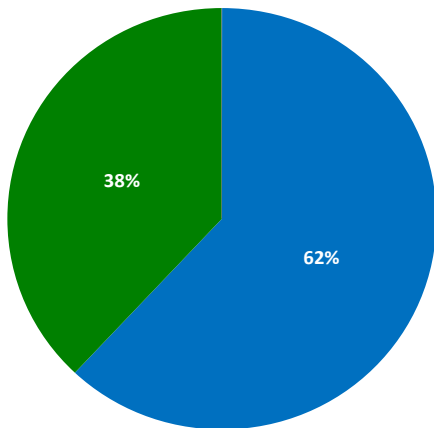
Consultant Colorectal and Laparoscopic Surgeon
The Christie NHS Foundation Trust, Manchester
Honorary Senior Lecturer, University of Manchester

Mr Tim Bullen, FRCS (Gen Surg)

Senior Registrar in Surgery
The Christie NHS Foundation Trust, Manchester

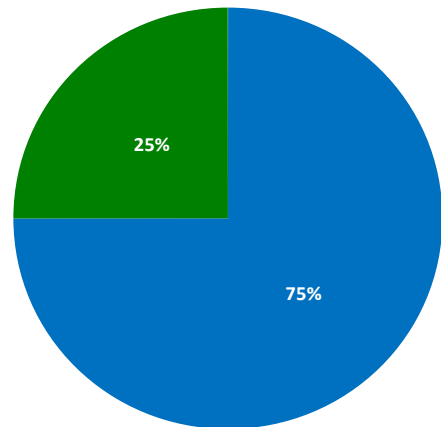
Overall Teaching Feedback

How was the teaching using prosections and anatomical material?



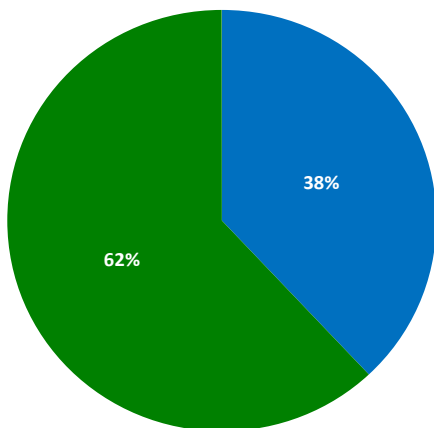
■ Excellent ■ Very good ■ Neutral ■ Fair ■ Poor

How was the clarity of the demonstrations?



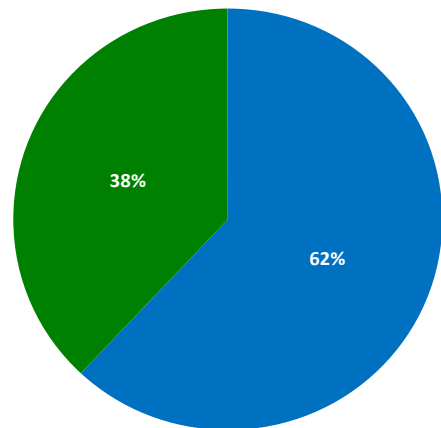
■ Excellent ■ Very good ■ Neutral ■ Fair ■ Poor

How would you rate the general academic standard of the demonstrators?



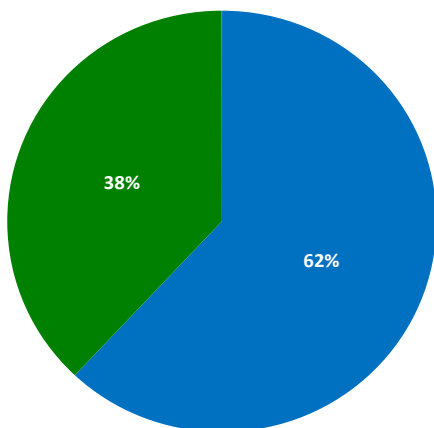
■ Excellent ■ Very good ■ Neutral ■ Fair ■ Poor

How do you rate the relevance of the course to your exam?



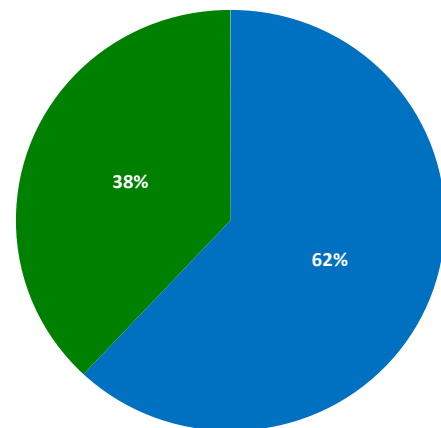
■ Excellent ■ Very good ■ Neutral ■ Fair ■ Poor

Do you feel that the course provided you with a self-assessment of your strengths & weaknesses, & areas you need to read/brush?



■ Excellent ■ Very good ■ Neutral ■ Fair ■ Poor

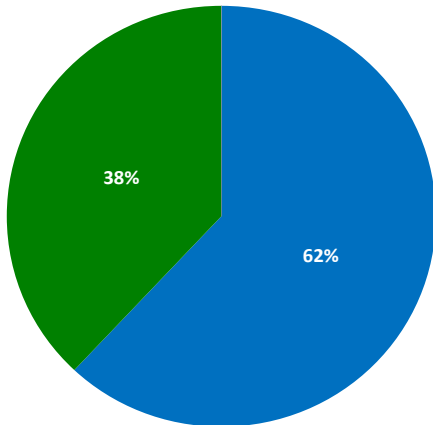
Base of Skull



■ Excellent ■ Very good ■ Neutral ■ Fair ■ Poor

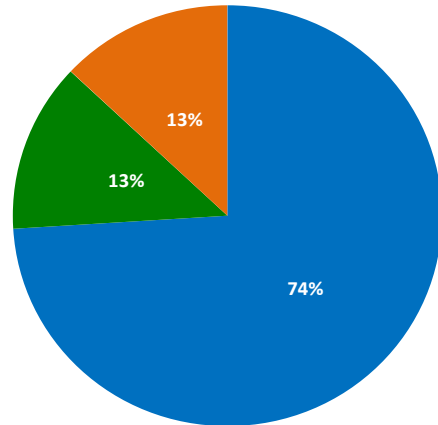
Overall Teaching Feedback

Bony Face & Soft Tissues



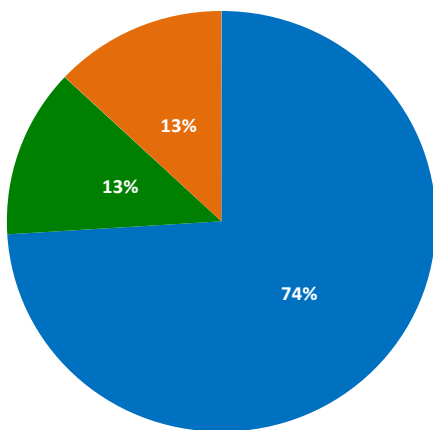
■ Excellent ■ Very good ■ Neutral ■ Fair ■ Poor

Brachial Plexus



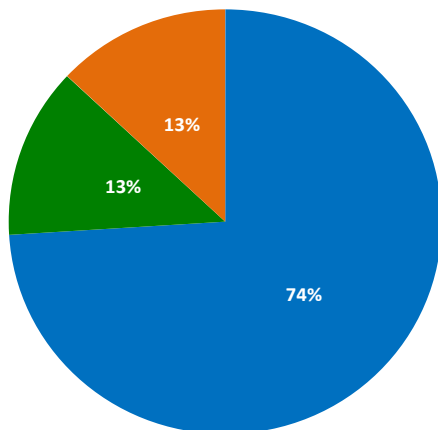
■ Excellent ■ Very good ■ Neutral ■ Fair ■ Poor

Shoulder, Arm



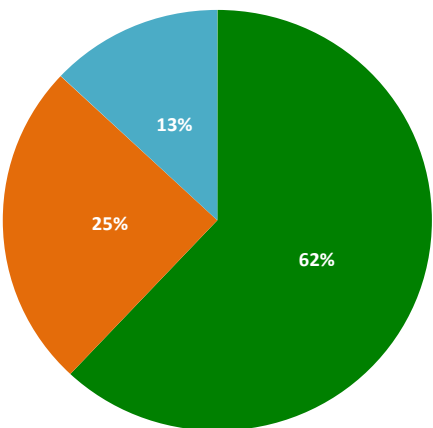
■ Excellent ■ Very good ■ Neutral ■ Fair ■ Poor

Forearm & Hand



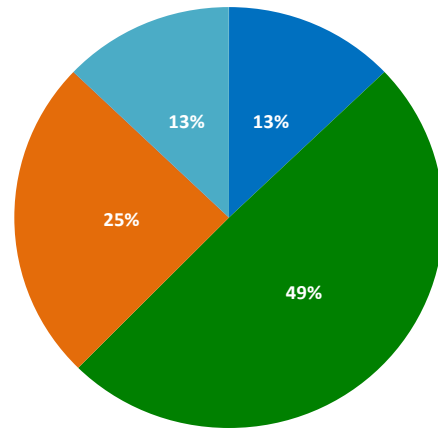
■ Excellent ■ Very good ■ Neutral ■ Fair ■ Poor

Abdominal Wall & Inguinal Ligament



■ Excellent ■ Very good ■ Neutral ■ Fair ■ Poor

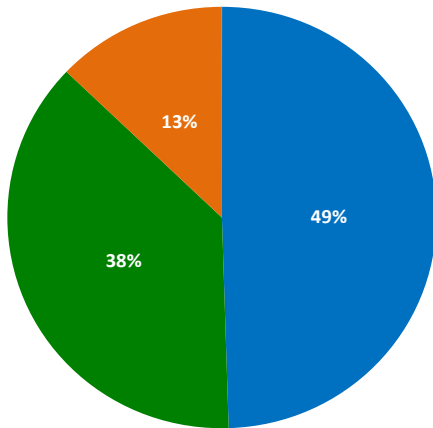
Abdomen & Colon



■ Excellent ■ Very good ■ Neutral ■ Fair ■ Poor

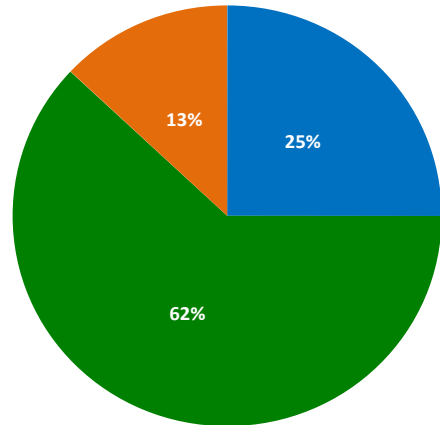
Overall Teaching Feedback

Neck



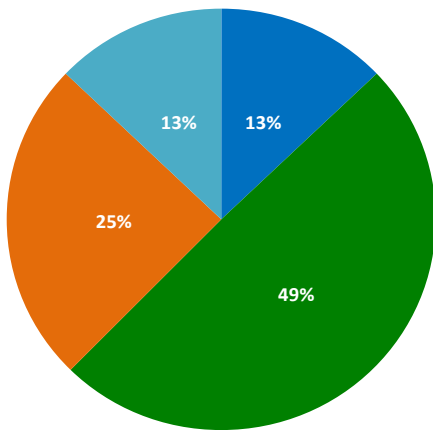
■ Excellent ■ Very good ■ Neutral ■ Fair ■ Poor

Thoracic Wall



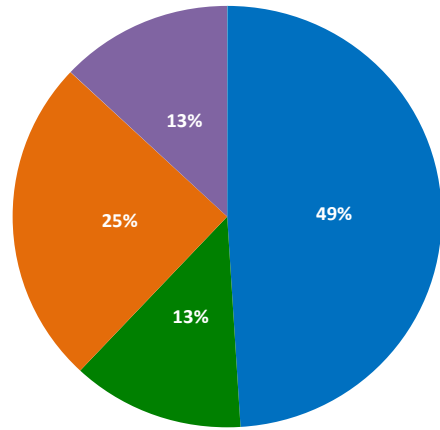
■ Excellent ■ Very good ■ Neutral ■ Fair ■ Poor

Heart & Lungs



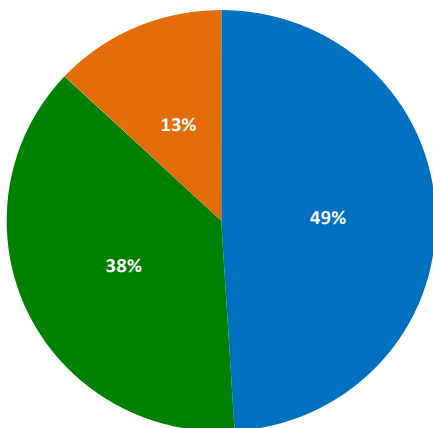
■ Excellent ■ Very good ■ Neutral ■ Fair ■ Poor

Spleen, Liver, Pancreas, Kidneys



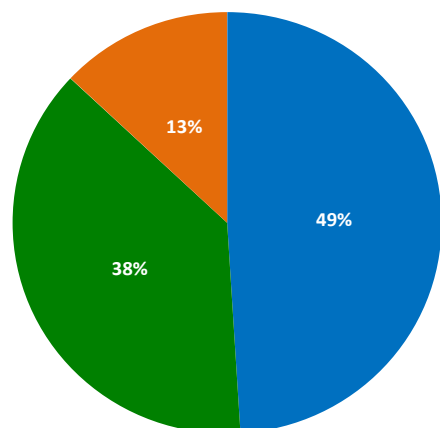
■ Excellent ■ Very good ■ Neutral ■ Fair ■ Poor

Genitalia



■ Excellent ■ Very good ■ Neutral ■ Fair ■ Poor

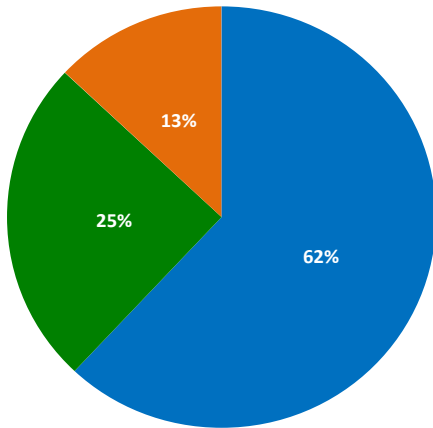
Vertebral Column



■ Excellent ■ Very good ■ Neutral ■ Fair ■ Poor

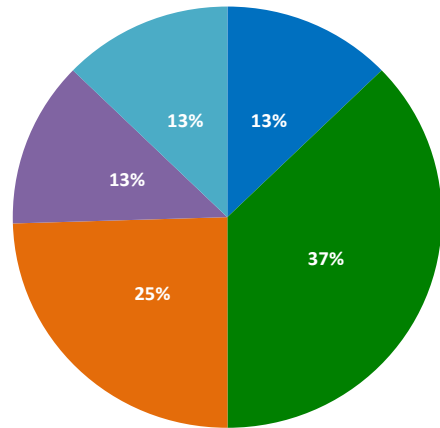
Overall Teaching Feedback

Hip & Thigh



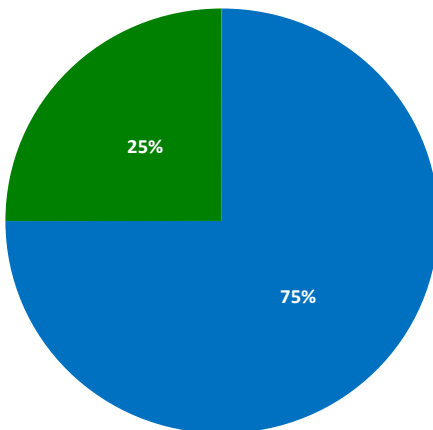
■ Excellent ■ Very good ■ Neutral ■ Fair ■ Poor

Leg, Ankle & Foot



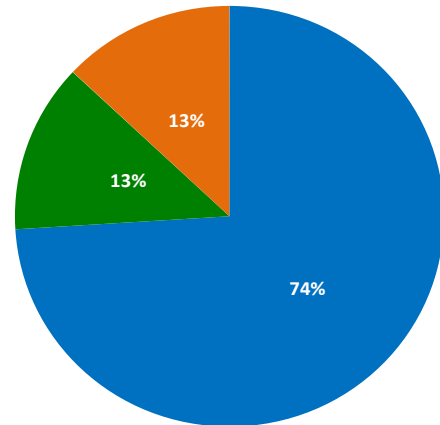
■ Excellent ■ Very good ■ Neutral ■ Fair ■ Poor

Would you recommend this course to a friend?



■ Most certainly ■ Certainly ■ Probably ■ Maybe ■ No way

Do you think that this course provided good value for money?



■ Most certainly ■ Certainly ■ Probably ■ Maybe ■ No way

Individual Comments

Great.

TC
Royal Bolton Hospital, Bolton, UK

Yes.

SA
National Hospital for Neurology & Neurosurgery, London, UK

Great Course, overall very good. The afternoon abdomen session could have been more structured.

AA
Frenchay Hospital, Bristol, UK

Very concise, well organized ,interactive course and a very friendly relaxed teaching environment.
Thanks to all.

AS
Iran hospital, Khorram abad, Iran

Good course.

ME
Warwick Hospital, Warwick, UK

Yes...excellent course.

TM
Cork University Hospital, Ireland

Definitely good.

AM
Our Lady of Lourdes hospital, Drogheda, Ireland

Course was good I came to know the pattern of OSCE.

DT
Royal Preston Hospital, Preston, UK



DOCTORS ACADEMY

BETTER EDUCATION. BETTER HEALTH.

Doctors Academy is an UK-based International Non-Profit Organisation comprising of doctors, dentists and scientists that undertakes a diverse range of educational activities globally. The aim of the Academy is to disseminate information and exchange medical knowledge between professionals from diverse backgrounds working in a variety of healthcare settings. This is achieved by the provision of a number of attendance courses, publishing house, online resources and international events/ competitions.

Courses (a selection):

Undergraduate:

- Final Year Medicine and Surgical Revision Courses
- Training the Clinical Anatomy Trainer
- Clinical Anatomy as Applied to Trauma and Emergency Medicine
- Surgical Anatomy of Important Operative Procedures
- Future Surgeons: Key Skills (RCSEd delivered)
- Structured Introduction to Surgical Skills

Postgraduate:

- MRCS Part A
- MRCEM Part A
- MRCS Part B OSCE
- DOHNS: Intensive Revision & OSCE
- Intercollegiate Basic Surgical Skills (RCSEd delivered)
- MRCP PACES Part 2
- FRCS (General Surgery) Exit Exam
- Cadaveric Ultrasound-Guided Musculoskeletal Intervention Course
- Ultrasound-Assisted Botulinum Toxin Injection for Neuromuscular Disorders
- Live Advanced Laparoscopic Colorectal Course



Forthcoming key events:

- **International Medical Summer School**
Manchester, 1st - 5th August 2016
- **International Academic and Research Conference**
Manchester, 6th August 2016
- **World University Anatomy Challenge**
Manchester, 5th August 2016

Publications



publications.doctorsacademy.org

World Journal of Medical Education & Research



Peer-reviewed academic journal
with ISSN.

- No fee to view, read and download articles
- No subscription charges
- No submission fees
- No manuscript processing fee
- No publishing fee
- No cost to read, write or publish!

wjmer.co.uk

Online Revision Resources

DoctorExams consists of 1000s of questions with detailed explanations in MCQ, EMQ, SBA and SAQ formats. Questions are written by the Doctors Academy group of experienced clinicians and clinical academics, with mock exams and feedback on performance included to aid a candidate's focused revision of topics. Based on past exams, these questions are carefully crafted to suit the requirements of undergraduate students & postgraduate trainees undertaking relevant speciality exams.

Resources for:

- Medical Students
- Dental Students
- International Entrance Exams
- MRCS Exams
- General Surgery Exams
- Plastic Surgery Exams
- DOHNS Exams

www.doctorexams.co.uk

www.doctorsacademy.org