



**Intensive Revision Course  
for MRCS Part A Exam**

**Feedback - March 2014**

## Intensive Revision Course for MRCS Part A Exam

Delivered by faculty from the highly acclaimed and reputed Cardiff MRCS OSCE courses, this course was suitable for candidates appearing for the Intercollegiate MRCS Part A exam with one of the Royal College of Surgeons of Great Britain and Ireland.

In the MRCS Part A exam, candidates are expected to demonstrate sufficient knowledge and sound understanding of the application of key basic sciences in surgery. This intensive one-day revision course provided the delegates with an overview of essential applied clinical anatomy, basic physiological principles, principles of surgery, and the rationale behind requesting investigations and instituting management for common surgical conditions and emergencies. In addition to interactive lectures and small group teaching, demonstrations of topographic anatomy were made to emphasise functional and clinical anatomy as tested in the exam. The course taking into consideration the recent changes to the curriculum.

### Course Information

<b>Course date:</b>	<b>29<sup>th</sup> March 2014</b>
<b>Venue:</b>	<b>Education Centre, Christie Hospital, Manchester</b>
<b>Attendance:</b>	<b>10 Delegates</b>
<b>Aimed at:</b>	<b>FY1 FY2 CT1 CT2</b>
<b>Course fee:</b>	<b>£145</b>

Delegates that attended this course also received **FREE** online access to MRCS Part A practice exam questions for a six month period at:

[www.doctorexams.co.uk](http://www.doctorexams.co.uk)

Online access provided immediately upon confirmation of a place.



## Course Programme

0830 - 0840	Registration
0840 – 0850	Introduction
0850 – 0920	Pre-course assessment
0920 - 0950	Brachial plexus, arm, shoulder, scapula, back, rotator cuff and cubital fossa
0950 - 1020	Cubital fossa, forearm, flexor retinaculum and hand
1020 - 1040	Management of burns
1040 - 1100	Fundamentals of wound healing

### **1100 - 1120** Break for refreshments

1120 - 1135	Neck
1135 - 1150	Scalp and face
1150 - 1210	Mediastinum, Heart, Lungs and Diaphragm
1210 - 1230	Thoracic wall; Vascular anatomy of thorax, head and neck and thorax
1230 - 1300	Post-operative management

### **1300 - 1345** Lunch

1345 - 1400	Local anaesthetics
1400 - 1430	Tumours of colon and prostate
1430 - 1500	Tumour of thyroid and breast
1500 - 1520	Skin Cancers
1520 - 1545	Ulcers and Vascular Pathology

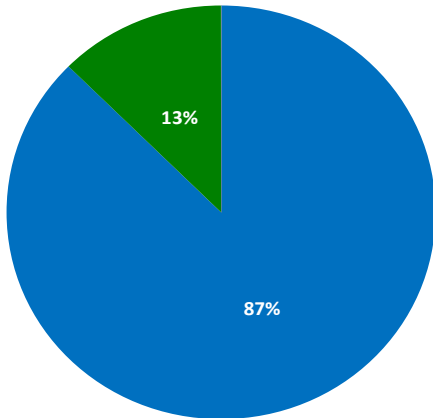
### **1545 - 1600** Break for refreshments

## Course Programme

1600 - 1620	Transpyloric plane, anterior abdominal wall and inguinal region
1620 - 1645	Abdominal and pelvic anatomy
1645 - 1700	Lumbar and lumbosacral plexus
1700 - 1730	Femoral triangle, thigh, popliteal fossa; Lower leg, ankle and foot
1730 - 1815	Trauma and head injury
1815 - 1900	Critical care physiology
<b>1900</b>	<b>End of Course</b>

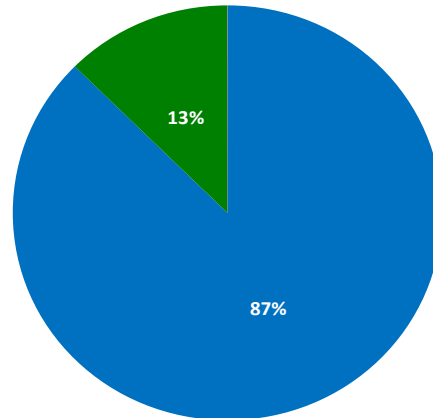
# Overall Teaching Feedback

How was the content of the course?



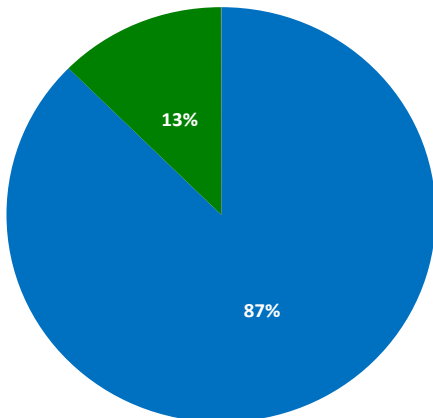
■ Excellent ■ Very good ■ Neutral ■ Fair ■ Poor

How was the clarity of presentations?



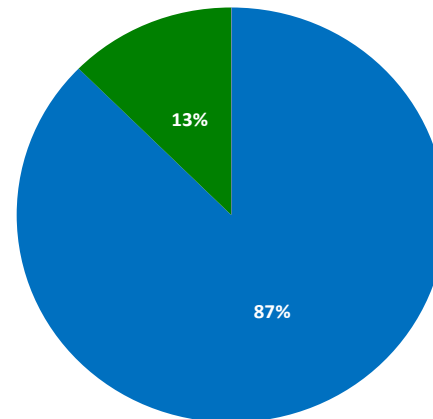
■ Excellent ■ Good ■ Neutral ■ Fair ■ Poor

How do you rate the relevance of the course to your exam?



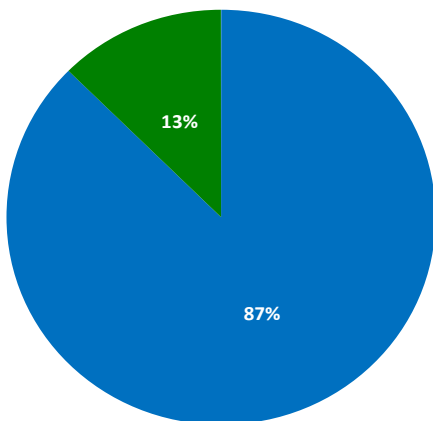
■ Excellent ■ Good ■ Neutral ■ Fair ■ Poor

How would you rate the general academic standard of the lectures?



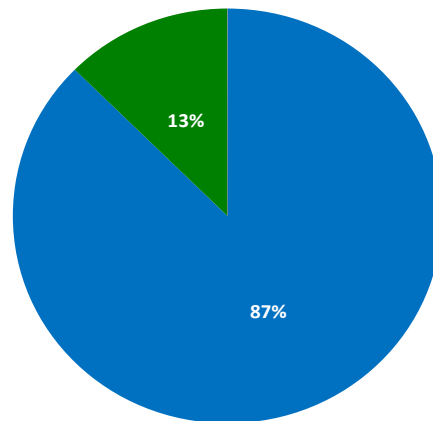
■ Excellent ■ Good ■ Neutral ■ Fair ■ Poor

Brachial plexus, Arm, Shoulder, Scapula and Back



■ Excellent ■ Good ■ Neutral ■ Fair ■ Poor

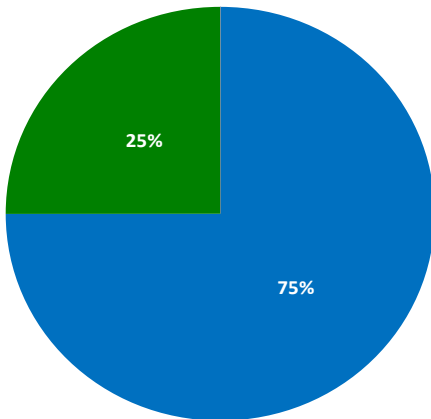
Cubital Fossa, Forearm and Hand



■ Excellent ■ Good ■ Neutral ■ Fair ■ Poor

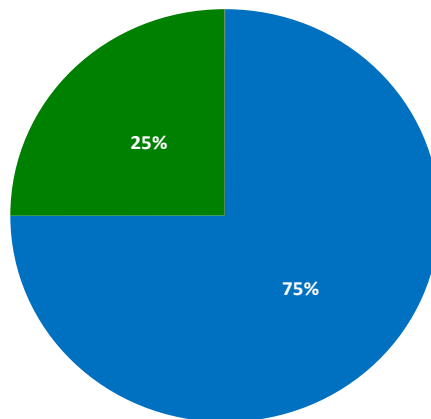
# Overall Teaching Feedback

Management of Burns



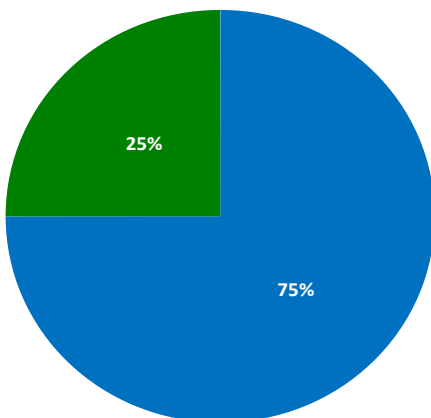
■ Excellent ■ Good ■ Neutral ■ Fair ■ Poor

Fundamentals of Wound Healing



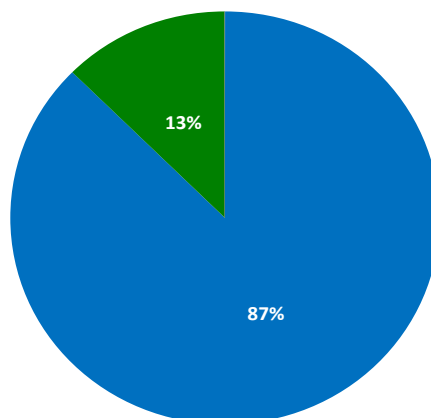
■ Excellent ■ Good ■ Neutral ■ Fair ■ Poor

Neck



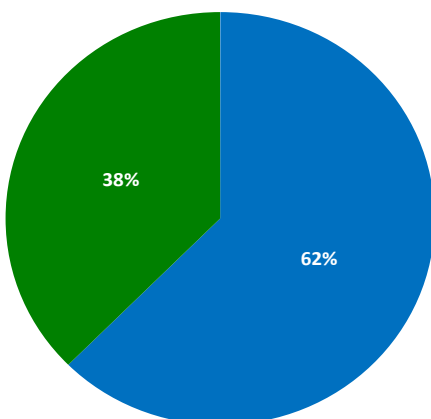
■ Excellent ■ Good ■ Neutral ■ Fair ■ Poor

Scalp and Face



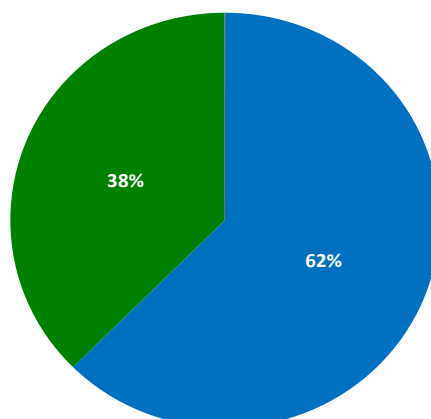
■ Excellent ■ Good ■ Neutral ■ Fair ■ Poor

Mediastinum, Heart, Lungs and Diaphragm



■ Excellent ■ Good ■ Neutral ■ Fair ■ Poor

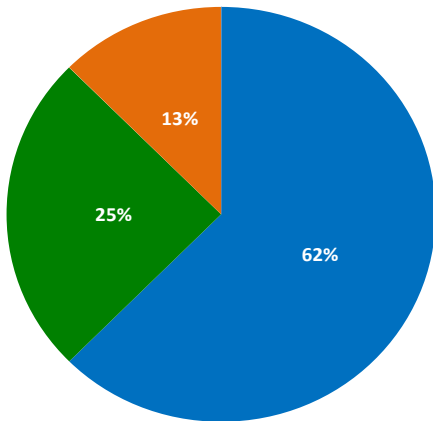
Thoracic Wall



■ Excellent ■ Good ■ Neutral ■ Fair ■ Poor

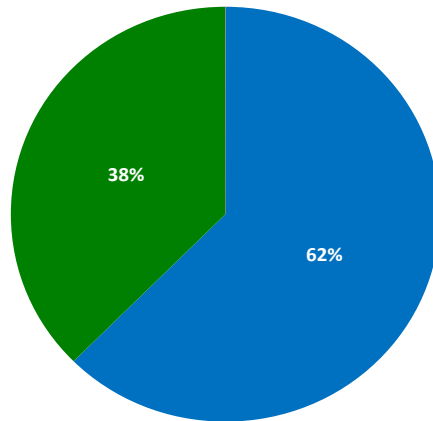
# Overall Teaching Feedback

Vascular Anatomy



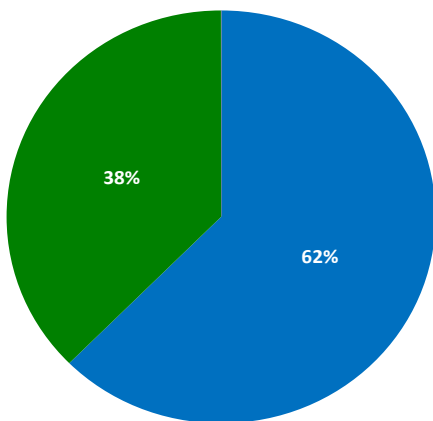
■ Excellent ■ Good ■ Neutral ■ Fair ■ Poor

Basics of Skin Grafting and Flaps



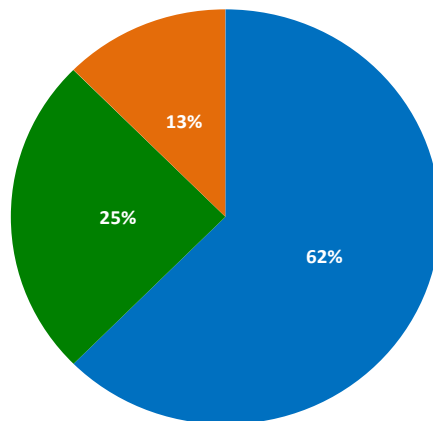
■ Excellent ■ Good ■ Neutral ■ Fair ■ Poor

Local Anaesthetics



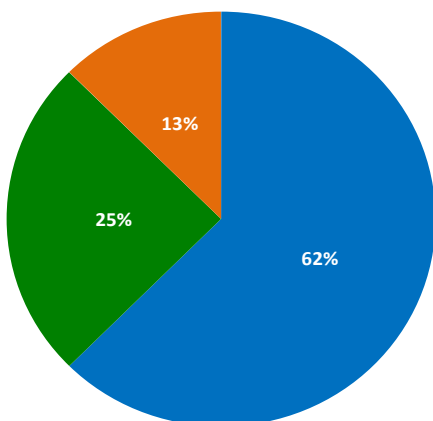
■ Excellent ■ Good ■ Neutral ■ Fair ■ Poor

Surgical Emergency



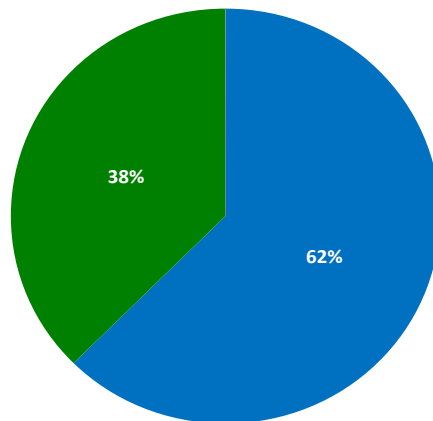
■ Excellent ■ Good ■ Neutral ■ Fair ■ Poor

Skin Cancers



■ Excellent ■ Good ■ Neutral ■ Fair ■ Poor

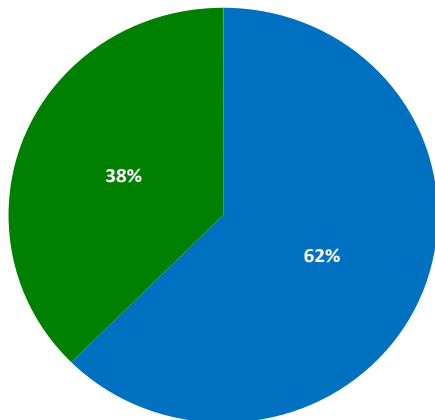
Ulcers and Vascular Pathology



■ Excellent ■ Good ■ Neutral ■ Fair ■ Poor

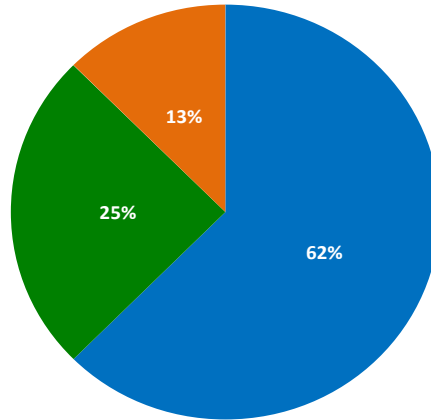
# Overall Teaching Feedback

Anterior Abdominal Wall/Inguinal Region



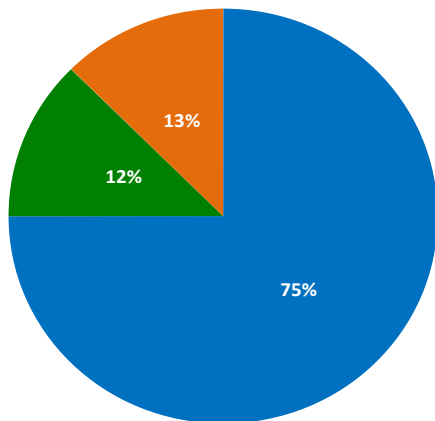
■ Excellent ■ Good ■ Neutral ■ Fair ■ Poor

Abdominal and Pelvic Anatomy



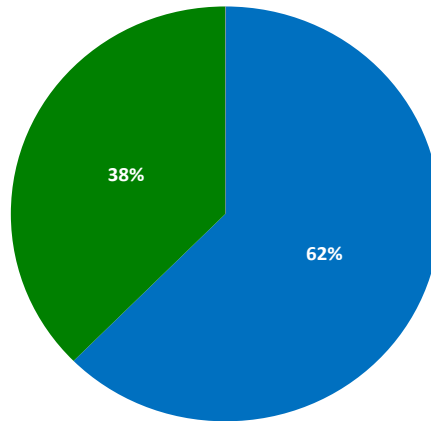
■ Excellent ■ Good ■ Neutral ■ Fair ■ Poor

Lumbar and Lumbosacral Plexus



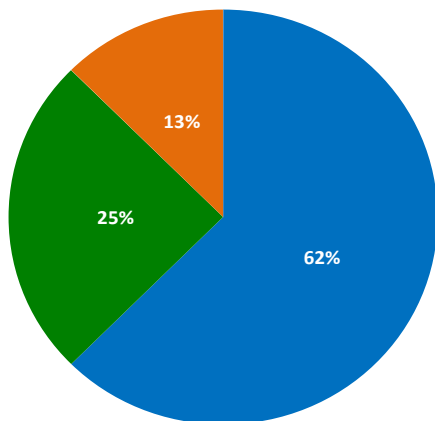
■ Excellent ■ Good ■ Neutral ■ Fair ■ Poor

Femoral Triangle, Thigh and Popliteal Fossa



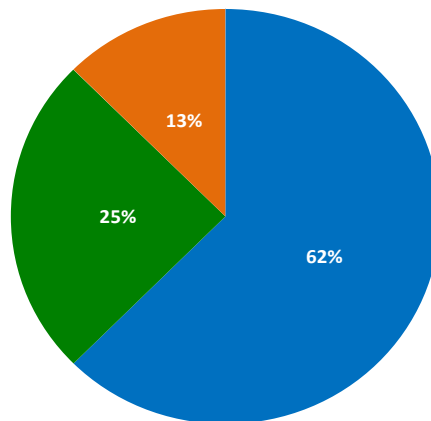
■ Excellent ■ Good ■ Neutral ■ Fair ■ Poor

Lower Leg, Ankle and Foot



■ Excellent ■ Good ■ Neutral ■ Fair ■ Poor

Trauma and Head Injury

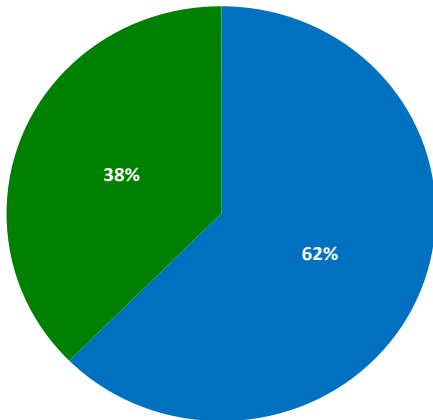


■ Excellent ■ Good ■ Neutral ■ Fair ■ Poor



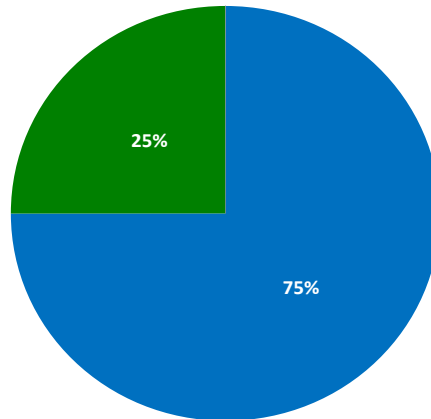
# Overall Teaching Feedback

SIRS/Shock



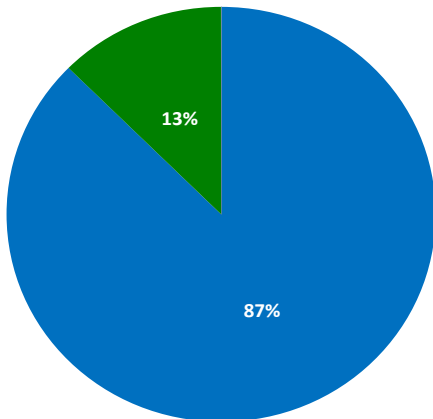
■ Excellent ■ Good ■ Neutral ■ Fair ■ Poor

How was the general friendliness of the faculty and organisers?



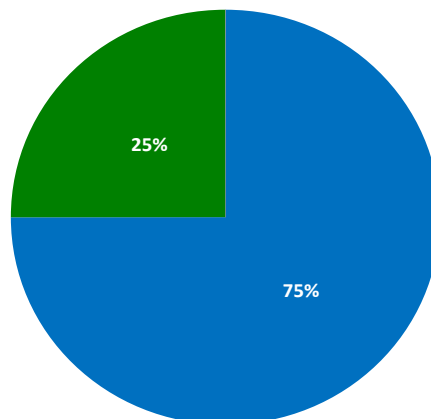
■ Very friendly ■ Friendly ■ Neutral  
■ Not very friendly ■ Can't comment

Would you recommend this course to a friend?



■ Most certainly ■ Certainly ■ Neutral ■ Probably ■ Not at all

Do you think that this course provided good value for money?



■ Most certainly ■ Certainly ■ Neutral ■ Probably ■ Not at all

## Individual Comments

Thoroughly enjoyable cramming day, taught very well and interactivity being key.

**Dr Zaid Ali**  
*Queen Alexandra Hospital, Portsmouth, UK*

Excellent would have liked another day.

**Dr Sarah-louise McAnelly**  
*Fairfield General Hospital, Bury, UK*

FANTASTIC COURSE!

**Dr Nisarg Mehta**  
*Arrowe Park Hospital, Wirral*

Generally very impressed with whole course, value for money, and accessibility to resources after the course.

**Dr Hannah Freeman**  
*Cumberland Infirmary, Carlisle, UK*

Excellent, particularly the lecturer. Expensive course however I think given we have access to the material afterwards its not too bad.

**Dr Kieran Montgomery**  
*Gartnavel General Hospital, Glasgow, UK*

The course was very relevant, keep up the good work!

**Dr Adrien Carle**  
*UCL Mont-Godinne, Belgium*

Excellent course.

**Aeione Carmel**



# DOCTORS ACADEMY

BETTER EDUCATION. BETTER HEALTH.

Doctors Academy is an UK-based International Non-Profit Organisation comprising of doctors, dentists and scientists that undertakes a diverse range of educational activities globally. The aim of the Academy is to disseminate information and exchange medical knowledge between professionals from diverse backgrounds working in a variety of healthcare settings. This is achieved by the provision of a number of attendance courses, publishing house, online resources and international events/ competitions.

## Courses (a selection):

### Undergraduate:

- Final Year Medicine and Surgical Revision Courses
- Training the Clinical Anatomy Trainer
- Clinical Anatomy as Applied to Trauma and Emergency Medicine
- Surgical Anatomy of Important Operative Procedures
- Future Surgeons: Key Skills (RCSEd delivered)
- Structured Introduction to Surgical Skills

### Postgraduate:

- MRCS Part A
- MRCEM Part A
- MRCS Part B OSCE
- DOHNS: Intensive Revision & OSCE
- Intercollegiate Basic Surgical Skills (RCSEd delivered)
- MRCP PACES Part 2
- FRCS (General Surgery) Exit Exam
- Cadaveric Ultrasound-Guided Musculoskeletal Intervention Course
- Ultrasound-Assisted Botulinum Toxin Injection for Neuromuscular Disorders
- Live Advanced Laparoscopic Colorectal Course



## Forthcoming key events:

- **International Medical Summer School**  
*Manchester, 1<sup>st</sup> - 5<sup>th</sup> August 2016*
- **International Academic and Research Conference**  
*Manchester, 6<sup>th</sup> August 2016*
- **World University Anatomy Challenge**  
*Manchester, 5<sup>th</sup> August 2016*

## Publications



[publications.doctorsacademy.org](http://publications.doctorsacademy.org)

## World Journal of Medical Education & Research

Peer-reviewed academic journal  
with ISSN.



- No fee to view, read and download articles
- No subscription charges
- No submission fees
- No manuscript processing fee
- No publishing fee
- No cost to read, write or publish!

[wjmer.co.uk](http://wjmer.co.uk)

## Online Revision Resources

DoctorExams consists of 1000s of questions with detailed explanations in MCQ, EMQ, SBA and SAQ formats. Questions are written by the Doctors Academy group of experienced clinicians and clinical academics, with mock exams and feedback on performance included to aid a candidate's focused revision of topics. Based on past exams, these questions are carefully crafted to suit the requirements of undergraduate students & postgraduate trainees undertaking relevant speciality exams.

### Resources for:

- Medical Students
- Dental Students
- International Entrance Exams
- MRCS Exams
- General Surgery Exams
- Plastic Surgery Exams
- DOHNS Exams

[www.doctorexams.co.uk](http://www.doctorexams.co.uk)

# [www.doctorsacademy.org](http://www.doctorsacademy.org)