



**Clinical & Procedural Skills
for MRCS OSCE Course**

Feedback - January 2017

Manchester Clinical & Procedural Skills for MRCS OSCE Course

This intensive, one-day revision course covered the clinical and procedural skills components of the MRCS Part B exam.

In the Intercollegiate MRCS OSCE Examination, the 'Clinical and Procedural Skills' component makes up approximately 15-20% of the total mark. This element of the exam tests the candidate's capability to apply basic science and clinical knowledge in a practical context. In addition, it examines the candidate's ability to perform practical tasks which are related to surgery and which require: manual dexterity; hand-eye coordination; and visual and spatial awareness. It also tests aspects including capacity, consent, theatre safety, the WHO checklist and general principles of safe surgery.

This intensive, practical skills course took candidates through every procedure that has been examined in recent years. The candidates were given the opportunity to practice in realistic exam conditions and were provided with structured feedback to further their development. Moreover, following the event the candidates were presented with their scores and were able to discuss specific practical aspects with both examiners and recent successful candidates.



Course Information

Course date:	18th January 2017
Venue:	School of Biosciences Sir Martin Evans Building University of Cardiff
Attendance:	18 Delegates
Aimed at:	Delegates looking to take their membership to the Royal College of Surgeons Part B exam.
Course fee:	£185.00



Surgical trainees can apply to be sponsored by ASiT to receive a bursary to attend this course.

Highlights:

- Practical course with a high tutor-to-participant ratio.
- Hands-on sessions with scenarios simulating the real exam, as well as individual feedback and scores.

Topics included:

- Surgical scrubbing.
- Safe use of local anaesthesia.
- Suturing techniques.
- Knot tying at depth.
- Surgical excision of a cutaneous lesion.
- Urinary catheterisation.
- Consent and capacity.
- Cannulation and venepuncture of high-risk patients.
- Epidural technique.
- Lumbar puncture.
- Organising a theatre list.
- Appropriate radiology requesting.
- Discharge letter.
- Transfer documentation.
- Performing an FNA.
- Insertion of a chest drain.

Course Programme

0830 - 0900	Registration
0900 - 0910	Exam Structure and Preparation Lecture
0915 - 1055	Rotation 1 (Skills lab 1 and Skills lab 2) <ol style="list-style-type: none">1. Chest Drain Insertion2. Male Urinary catheterisation3. Venepuncture of High risk patient4. Surgical excision of a naevus5. Fine Needle Aspiration Cytology

1055 - 1115 **Break**

1115 - 1310	Rotation 2 (Skills lab 1 and Skills lab 2) <ol style="list-style-type: none">1. Epidural anaesthesia, Lumbar Puncture2. Suture a wound & safe use of local anaesthetics3. Hand tying, advanced suturing4. Arterial Blood Sampling & Interpretation5. Debridement
--------------------	---

1310 - 1345 **Lunch**

1345 - 1730	Mock Exams and lectures
1345	Groups A&B: Mock Exam (Skills lab 1, Skills lab 2); Group C&D: Lectures
1530	Groups C&D: Lectures; Group A&B: Mock Exam (Skills lab 1, Skills lab 2)
1730	Feedback Session and Closure

Faculty

Mr Andrew Miller MB BCh, BSc, MRCS

Course Convenor

Speciality Trainee in Trauma and Orthopaedics

Royal Gwent Hospital, Newport

Mr Kevin Conway, MB BCh, MRCSEd, AFRCS (I), FRCS (Gen Surg), MD

Consultant General/Vascular Surgeon

Royal Glamorgan Hospital, Llantrisant

Mr Stuart Enoch, MBBS, MRCSEd, PGCert (Med Sci), MRCS (Eng), PhD

Visiting Professor – Biomedical Research, NI University, India

Programme Director – Doctors Academy Group

Mr Benjamin Stew, MB BCh, MRCS, DOHNS

Speciality Registrar in ENT Surgery

University Hospital of Wales, Cardiff

Ms Anastasia Iachkine, MBBS (Hons), MRCS (Ed)

Registrar in Plastic Surgery

Frenchay Hospital, Bristol

Ms Helen Staley, MBBS, BSc, MRCS

Clinical Research Fellow in General Surgery

Northumbria Healthcare NHS Trust

Ms Katarzyna Konieczny, MD, MRCS, DOHNS

Speciality Trainee in ENT

East Surrey Hospital

Mr David Wordsworth, MB BCh, MRCS

Speciality Registrar in Orthopaedics

East Anglia and Cambridge Training Programme

Ms Naomi Wright MBChB (Hons) BSc (Hons) MRCS

Speciality Trainee in Surgery

University College Hospital London

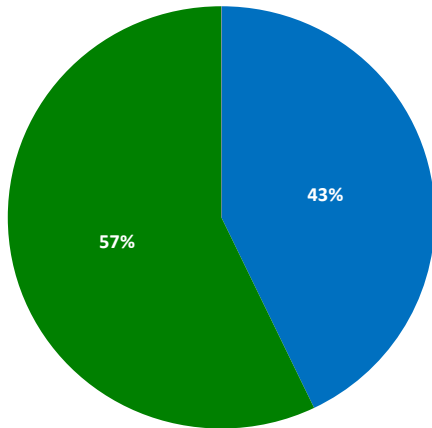
Mr David Chan, MB BCh (Hons), MRCS (Eng)

Clinical Research Fellow in Upper GI Surgery

University Hospital of Wales, Cardiff

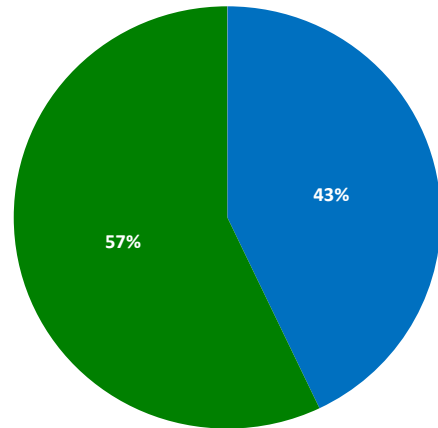
Overall Teaching Feedback

How was the content of the course?



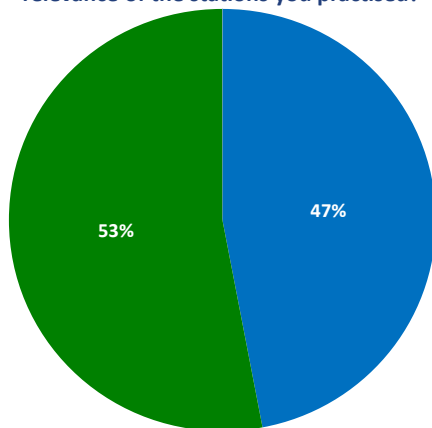
■ Excellent ■ Very good ■ Neutral ■ Fair ■ Poor

How useful was the small group teaching?



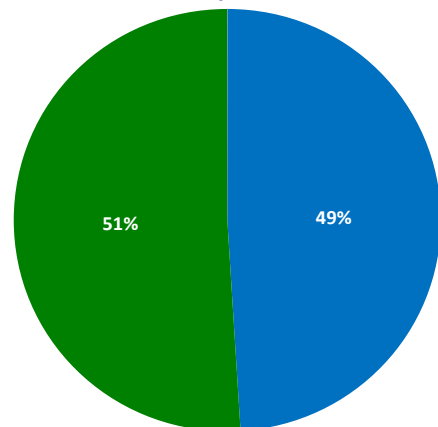
■ Excellent ■ Very good ■ Neutral ■ Fair ■ Poor

How do you rate the relevance of the course to your exam? How would you rate the relevance of the stations you practised?



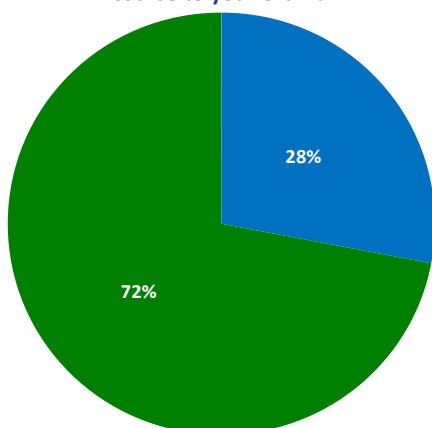
■ Excellent ■ Very good ■ Neutral ■ Fair ■ Poor

How would you rate the usefulness of the course to your exam?



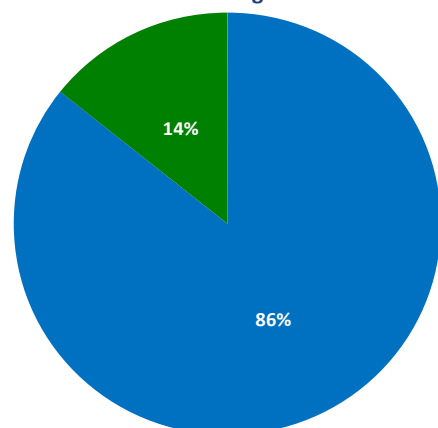
■ Excellent ■ Very good ■ Neutral ■ Fair ■ Poor

How would you rate the usefulness of the course to your exam?



■ Excellent ■ Very good ■ Neutral ■ Fair ■ Poor

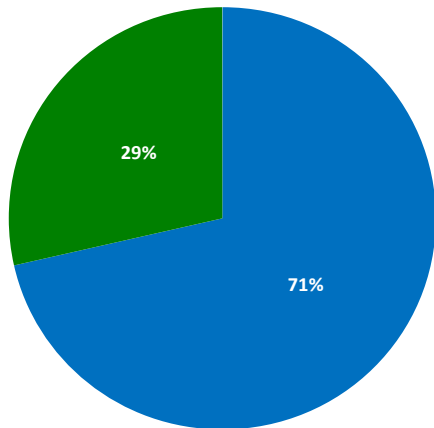
Theatre Safety Principles, Gowning and Gloving



■ Excellent ■ Very good ■ Neutral ■ Fair ■ Poor

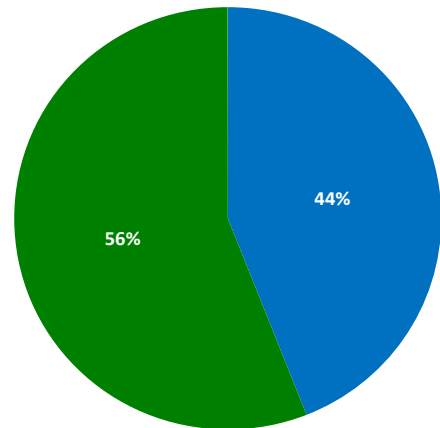
Overall Teaching Feedback

Handling Instruments, Suturing Techniques (simple and advanced) and Haemostatic Stitch



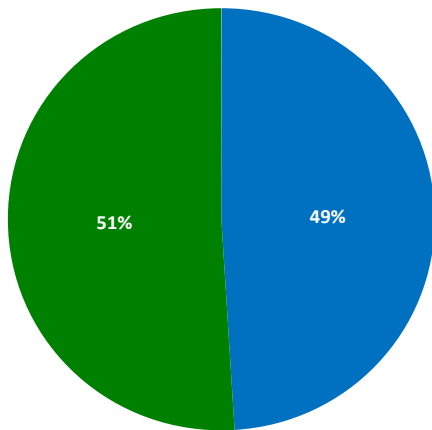
■ Excellent ■ Very good ■ Neutral ■ Fair ■ Poor

Surgical Excision of a Naevus



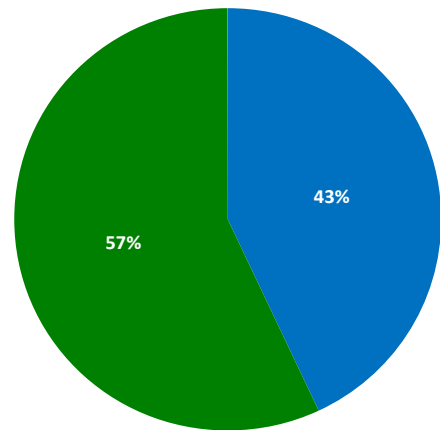
■ Excellent ■ Very good ■ Neutral ■ Fair ■ Poor

Fine Needle Aspiration Cytology



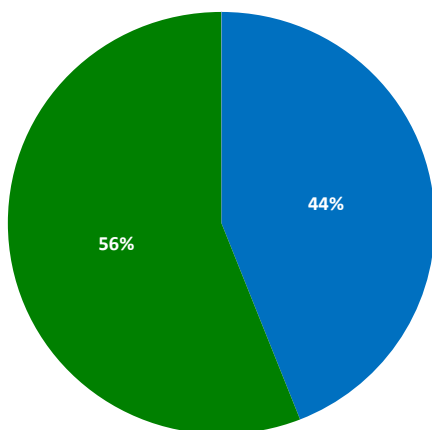
■ Excellent ■ Very good ■ Neutral ■ Fair ■ Poor

Interpretation of ABG results



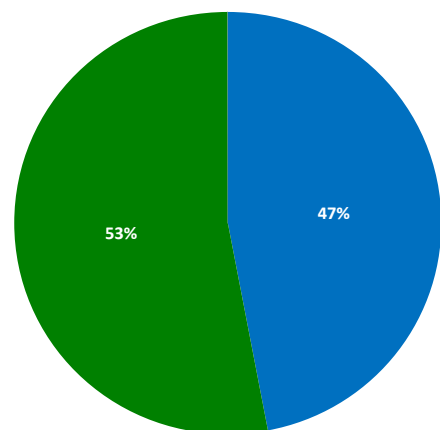
■ Excellent ■ Very good ■ Neutral ■ Fair ■ Poor

Wound Debridement



■ Excellent ■ Very good ■ Neutral ■ Fair ■ Poor

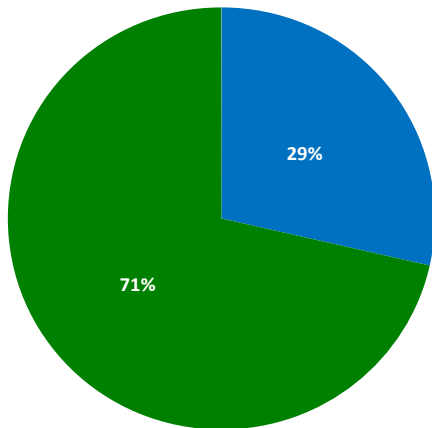
Chest Drain Insertion



■ Excellent ■ Very good ■ Neutral ■ Fair ■ Poor

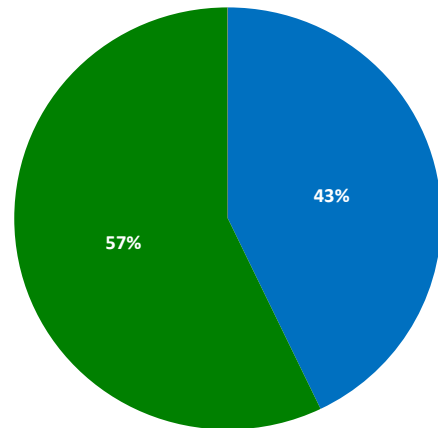
Overall Teaching Feedback

Male Urinary catheterisation



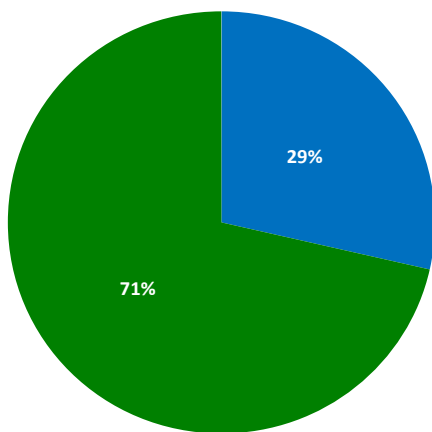
■ Excellent ■ Very good ■ Neutral ■ Fair ■ Poor

Venepuncture of High risk patient



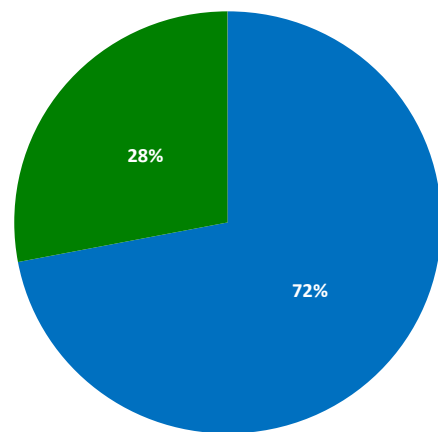
■ Excellent ■ Very good ■ Neutral ■ Fair ■ Poor

Lumbar Puncture



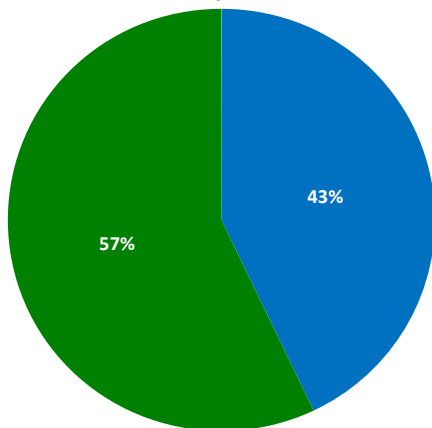
■ Excellent ■ Very good ■ Neutral ■ Fair ■ Poor

Knot Tying



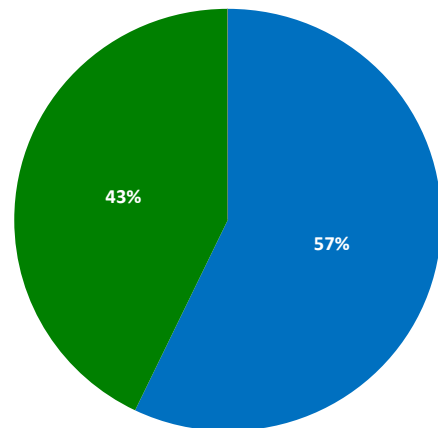
■ Excellent ■ Very good ■ Neutral ■ Fair ■ Poor

Lectures - Sutures, wound healing, tourniquet, LA



■ Excellent ■ Very good ■ Neutral ■ Fair ■ Poor

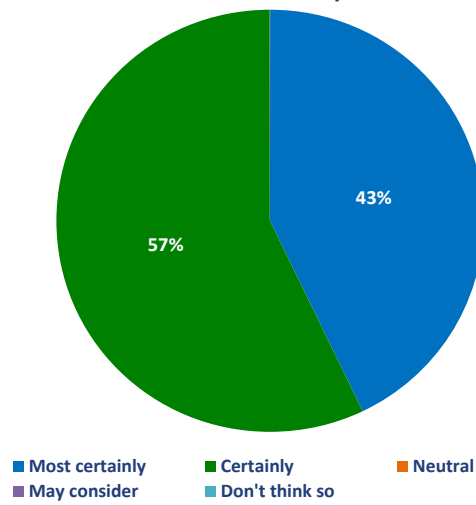
Would you recommend this course to a friend?



■ Most certainly ■ Certainly ■ Neutral ■ May consider ■ Don't think so

Overall Teaching Feedback

Do you think that this course provided good value for money?



Individual Comments

Very good.

AA
Queen Elizabeth Medical Centre, Birmingham

Excellent.

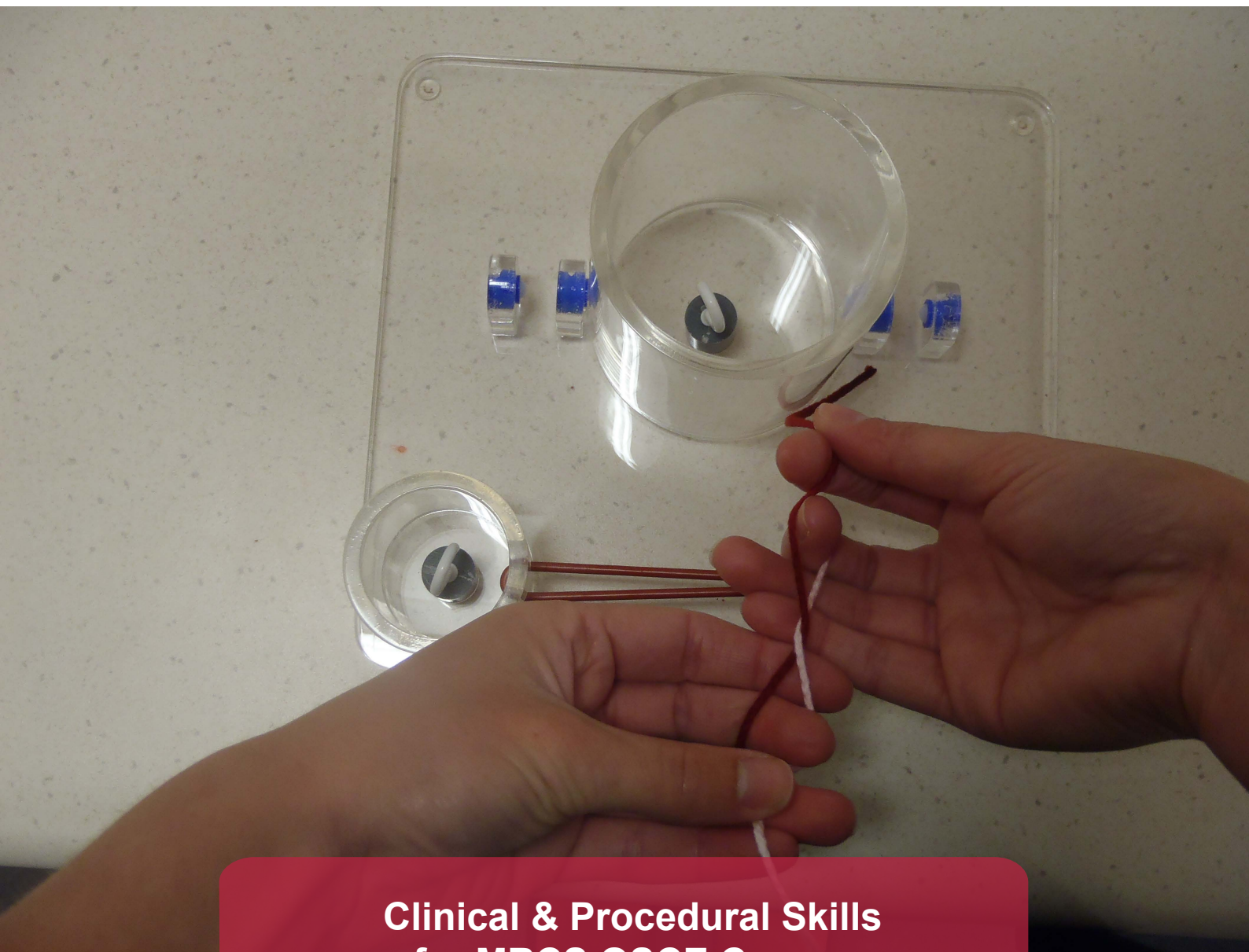
MU
Royal Sussex County Hospital, Brighton

Impressed.

OF
Royal Brompton Hospital, London

Good.

MH
Newham General Hospital, London



**Clinical & Procedural Skills
for MRCS OSCE Course**

Feedback - January 2017