



**Manchester Clinical & Procedural Skills  
for MRCS OSCE Course**

**Feedback - September 2016**

## Manchester Clinical & Procedural Skills for MRCS OSCE Course

This intensive, one-day revision course covered the clinical and procedural skills components of the MRCS Part B exam.

In the Intercollegiate MRCS OSCE Examination, the 'Clinical and Procedural Skills' component makes up approximately 15-20% of the total mark. This element of the exam tests the candidate's capability to apply basic science and clinical knowledge in a practical context. In addition, it examines the candidate's ability to perform practical tasks which are related to surgery and which require: manual dexterity; hand-eye coordination; and visual and spatial awareness. It also tests aspects including capacity, consent, theatre safety, the WHO checklist and general principles of safe surgery.

This intensive, practical skills course took candidates through every procedure that has been examined in recent years. The candidates were given the opportunity to practice in realistic exam conditions and were provided with structured feedback to further their development. Moreover, following the event the candidates were presented with their scores and were able to discuss specific practical aspects with both examiners and recent successful candidates.



### Course Information

<b>Course date:</b>	<b>15<sup>th</sup> September 2016</b>
<b>Venue:</b>	<b>Christie Hospital, Manchester</b>
<b>Attendance:</b>	<b>22 Delegates</b>
<b>Aimed at:</b>	<b>Delegates looking to take their membership to the Royal College of Surgeons Part B exam.</b>
<b>Course fee:</b>	<b>£185.00</b>



Surgical trainees can apply to be sponsored by ASiT to receive a bursary to attend this course.

### Highlights:

- Practical course with a high tutor-to-participant ratio.
- Hands-on sessions with scenarios simulating the real exam, as well as individual feedback and scores.

### Topics included:

- Surgical scrubbing.
- Safe use of local anaesthesia.
- Suturing techniques.
- Knot tying at depth.
- Surgical excision of a cutaneous lesion.
- Urinary catheterisation.
- Consent and capacity.
- Cannulation and venepuncture of high-risk patients.
- Epidural technique.
- Lumbar puncture.
- Organising a theatre list.
- Appropriate radiology requesting.
- Discharge letter.
- Transfer documentation.
- Performing an FNA.
- Insertion of a chest drain.

## Course Programme

<b>0830 - 0900</b>	<b>Registration</b>
<b>0900 - 0910</b>	<b>Exam Structure and Preparation Lecture</b>
<b>0915 - 1055</b>	<b>Rotation 1 (Skills lab 1 and Skills lab 2)</b> <ol style="list-style-type: none"><li>1. Chest Drain Insertion</li><li>2. Male Urinary catheterisation</li><li>3. Venepuncture of High risk patient</li><li>4. Surgical excision of a naevus</li><li>5. Fine Needle Aspiration Cytology</li></ol>

**1055 - 1115** **Break**

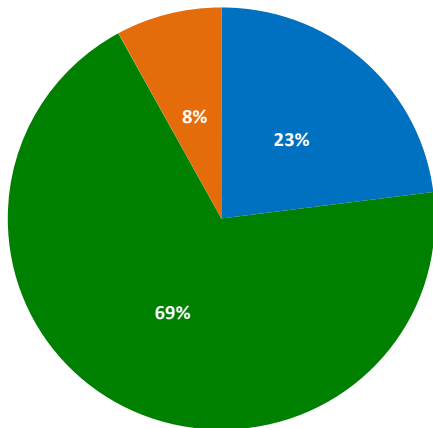
<b>1115 - 1310</b>	<b>Rotation 2 (Skills lab 1 and Skills lab 2)</b> <ol style="list-style-type: none"><li>1. Epidural anaesthesia, Lumbar Puncture</li><li>2. Suture a wound &amp; safe use of local anaesthetics</li><li>3. Hand tying, advanced suturing</li><li>4. Arterial Blood Sampling &amp; Interpretation</li><li>5. Debridement</li></ol>
--------------------	---

**1310 - 1345** **Lunch**

<b>1345 - 1730</b>	<b>Mock Exams and lectures</b>
<b>1345</b>	<b>Groups A&amp;B:</b> <b>Mock Exam (Skills lab 1, Skills lab 2); Group C&amp;D: Lectures</b>
<b>1530</b>	<b>Groups C&amp;D:</b> <b>Lectures; Group A&amp;B: Mock Exam (Skills lab 1, Skills lab 2)</b>
<b>1730</b>	<b>Feedback Session and Closure</b>

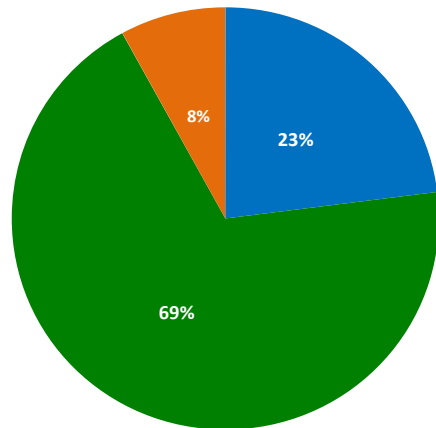
# Overall Teaching Feedback

How was the clarity of the demonstrations?



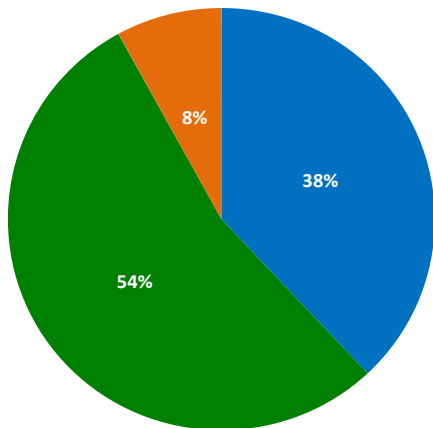
■ Excellent ■ Very good ■ Neutral ■ Fair ■ Poor

How would you rate the general academic standard of the demonstrators?



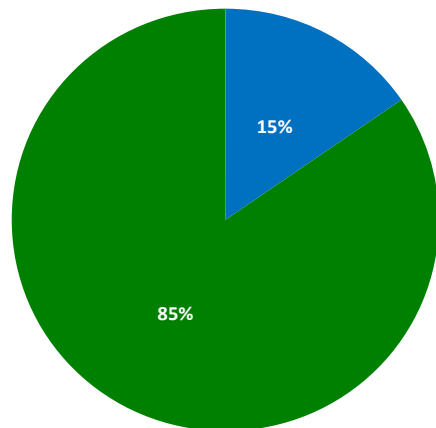
■ Excellent ■ Very good ■ Neutral ■ Fair ■ Poor

How do you rate the relevance of the course to your exam?



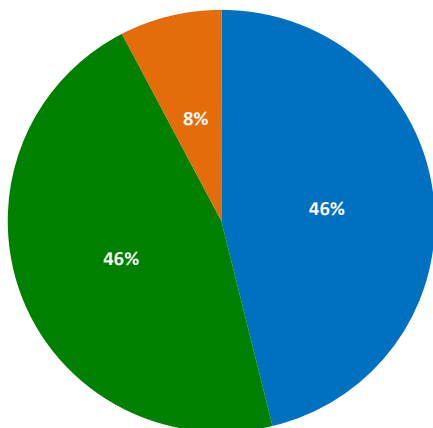
■ Excellent ■ Very good ■ Neutral ■ Fair ■ Poor

Did you get sufficient chance to practice the stations?



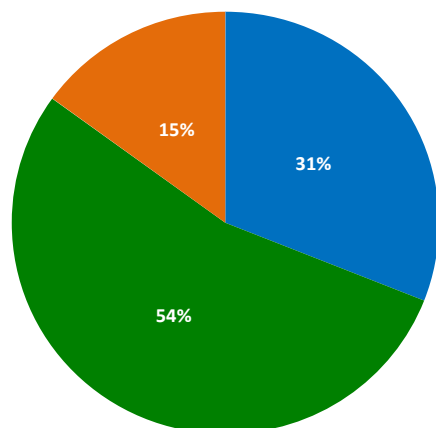
■ Yes, always ■ Yes, mostly ■ Neutral ■ Not much ■ Not at all

How useful was the mock OSCE?



■ Very useful ■ Useful ■ Neutral ■ Limited Use ■ Useless

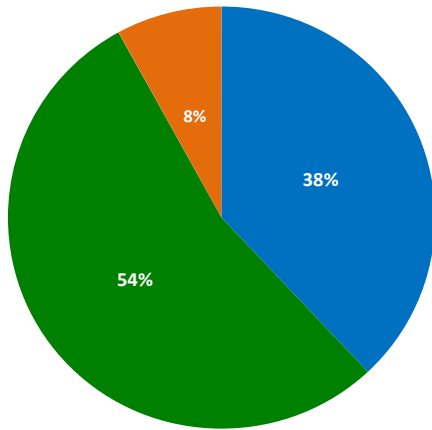
Knot Tying



■ Excellent ■ Very good ■ Neutral ■ Fair ■ Poor

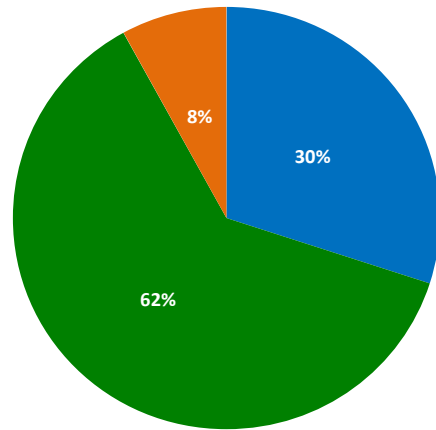
# Overall Teaching Feedback

### Suturing



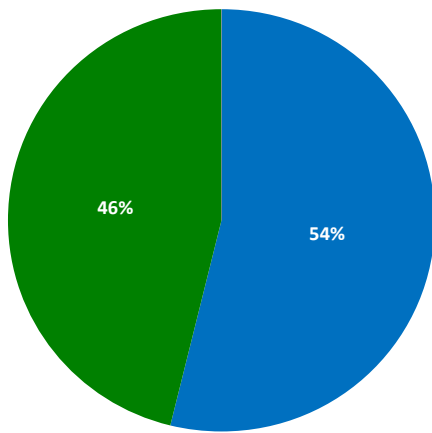
■ Excellent ■ Very good ■ Neutral ■ Fair ■ Poor

### Male Urinary Catheterisation



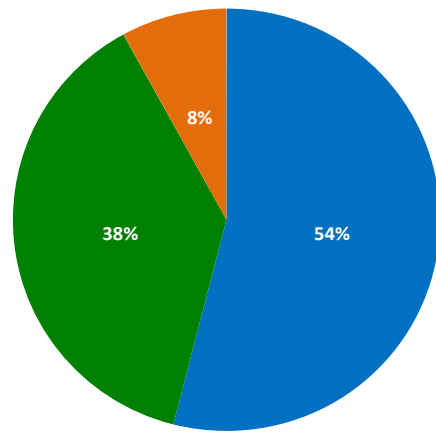
■ Excellent ■ Very good ■ Neutral ■ Fair ■ Poor

### Surgical Excision of a Naevus



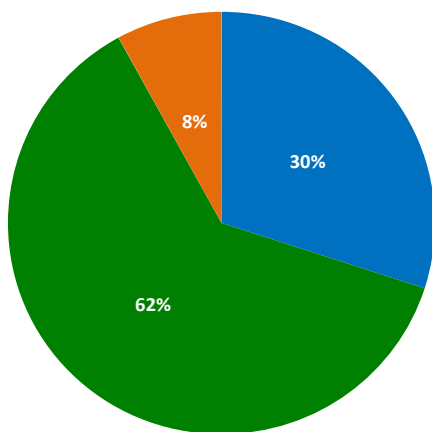
■ Excellent ■ Very good ■ Neutral ■ Fair ■ Poor

### Venepuncture/Cannulation



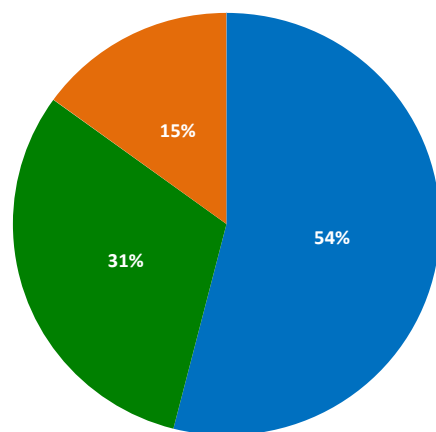
■ Excellent ■ Very good ■ Neutral ■ Fair ■ Poor

### Fine Needle Aspiration Cytology



■ Excellent ■ Very good ■ Neutral ■ Fair ■ Poor

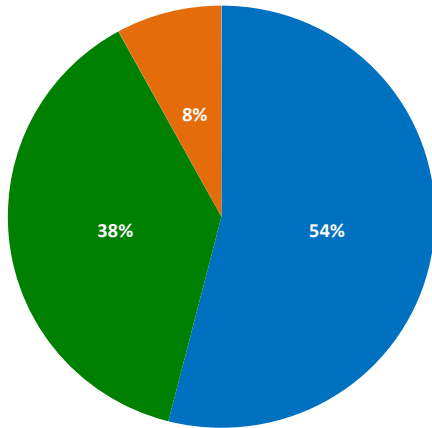
### Lumbar Puncture



■ Excellent ■ Very good ■ Neutral ■ Fair ■ Poor

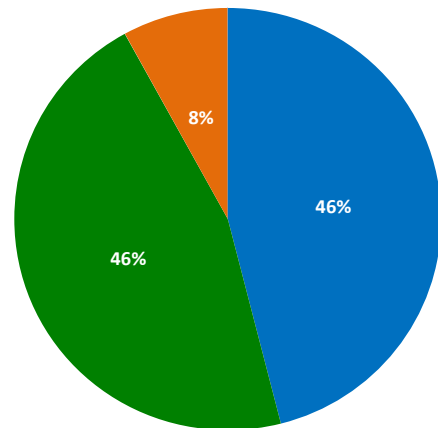
# Overall Teaching Feedback

Arterial Blood Sampling & ABG Interpretation



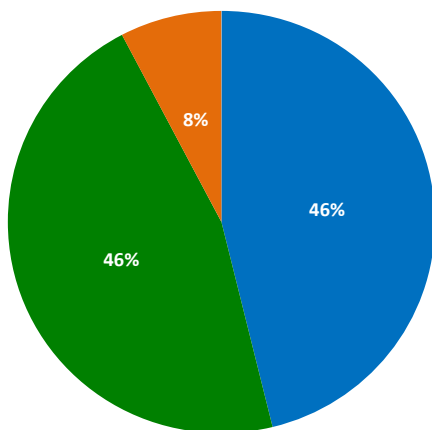
■ Excellent ■ Very good ■ Neutral ■ Fair ■ Poor

Debridement of Wound



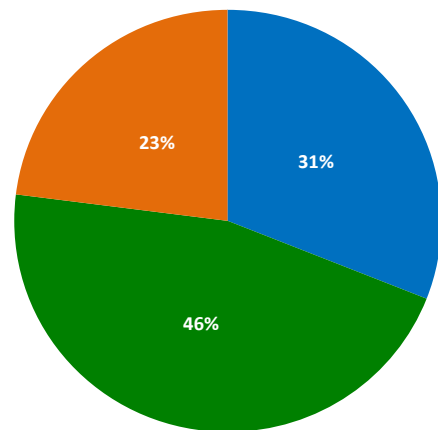
■ Excellent ■ Very good ■ Neutral ■ Fair ■ Poor

Insertion of Chest Drain



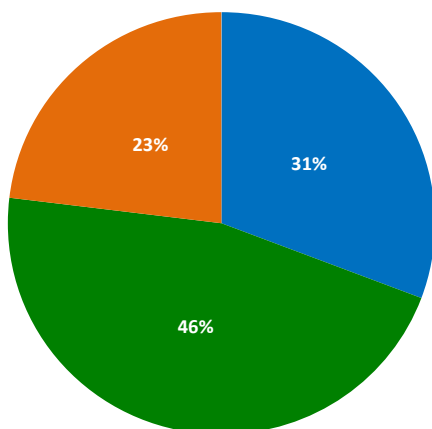
■ Excellent ■ Very good ■ Neutral ■ Fair ■ Poor

Scrubbing



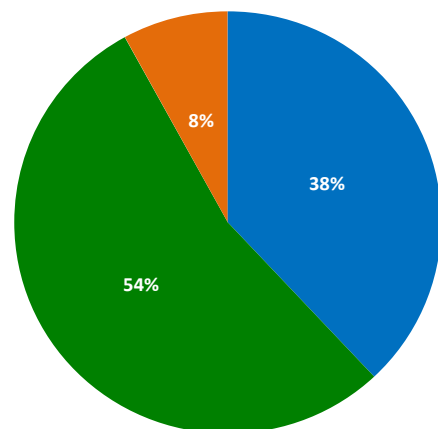
■ Excellent ■ Very good ■ Neutral ■ Fair ■ Poor

Gowning and Gloving



■ Excellent ■ Very good ■ Neutral ■ Fair ■ Poor

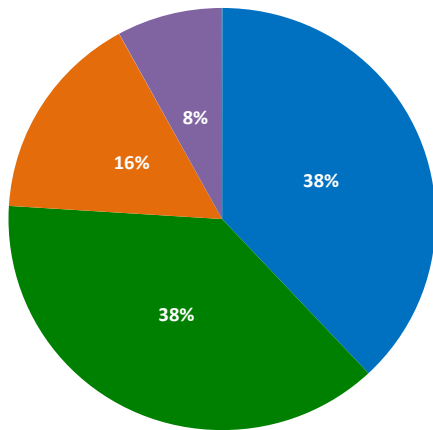
Diathermy



■ Excellent ■ Very good ■ Neutral ■ Fair ■ Poor

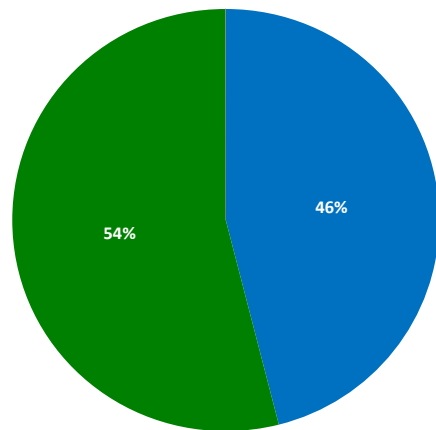
# Overall Teaching Feedback

Wound Healing and Reconstruction



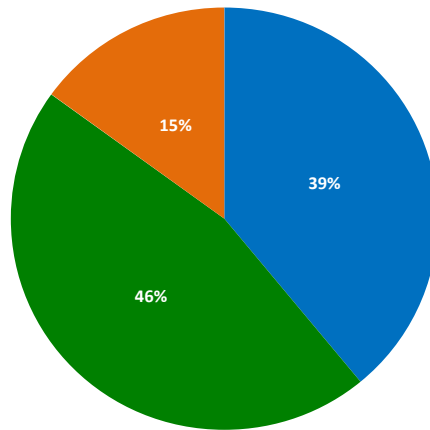
■ Excellent ■ Very good ■ Neutral ■ Fair ■ Poor

Would you recommend this course to a friend?



■ Most certainly ■ Certainly ■ Neutral ■ Probably ■ Not at all

Do you think that this course provided good value for money?



■ Most certainly ■ Certainly ■ Neutral ■ Probably ■ Not at all

## Individual Comments

It was appropriate and helpful.

**SG**  
*University college hospital Galway, Galway, Ireland*

Well Organized.

**MH**  
*HUMS, SABAH*

I enjoyed the course.

**LS**  
*John Radcliffe Hospital, Oxford*

Very good.

**MO**  
*Aljala Hospital*

Excellent course, keep up the good work.

**MA**  
*Queen Elizabeth Medical Centre, Birmingham*

Wonderful Course.

**MA**  
*Stepping Hill Hospital, Stockport*

Very good.

**AA**  
*Southend Hospital, Westcliff-on-Sea*

Course was very informative according to exam. Every demonstrator was very dedicated and course was well organized.

**SS**  
*Christie Hospital, Manchester*

Good course and well organized.

**RP**  
*University Hospital of North Tees, Stockton-on-Tees*



## Individual Comments

Good.

**MM**  
*Blackpool Victoria Hospital, Blackpool*

Overall good value for money and good practice.

**FK**  
*Alder Hey hospital*

Good.

**XW**  
*Glenfield Hospital, Leicester*



**Manchester Clinical & Procedural Skills  
for MRCS OSCE Course**

**Feedback - September 2016**