



**Cardiff MRCS OSCE Course:  
10<sup>th</sup> Clinical and Procedural Skills**

**Feedback - September 2015**

## Cardiff MRCS OSCE: Clinical & Procedural Skills

This intensive one-day revision course covered the clinical and procedural skills components of the MRCS Part B exam.

In the Intercollegiate MRCS OSCE Exam, the 'Clinical and Procedural Skills' component, makes up about 15-20% of the total marks. It will test the candidate's capacity to apply sound basic science/clinical knowledge in a practical context, as well as the candidate's ability to perform practical tasks related to surgery that require: manual dexterity, hand-eye coordination and visual/spatial awareness. In addition, it also tests aspects such as capacity, consent, theatre safety, the WHO checklist and general principles of safe surgery.

This intensive hands-on practical skills course took candidates through all the procedures that have been examined in recent years. With practice in realistic exam conditions and structured feedback provided to further their development. Candidates were all provided with their scores following the event and received the opportunity to discuss specific practical aspects with both examiners and recent successful candidates.



### Course Information

<b>Course date:</b>	<b>16<sup>th</sup> September 2015</b>
<b>Venue:</b>	<b>Multi Professional Education Centre, Princess of Wales Hospital, Bridgend, Wales</b>
<b>Attendance:</b>	<b>25 Delegates</b>
<b>Aimed at:</b>	<b>Delegates looking to take their membership to the Royal College of Surgeons Part B exam.</b>
<b>Course fee:</b>	<b>£185.00</b>



Surgical trainees can apply to be sponsored by ASiT to receive a bursary to attend this course.

### Highlights:

- Practical course with high tutor-to-participant ratio.
- Hands-on sessions with scenarios simulating the real exam, along with individual feedback and scores.

### Topics included:

- Surgical scrubbing.
- Safe use of local anaesthesia.
- Suturing techniques.
- Knot and tying at depth.
- Surgical excision of a cutaneous lesion.
- Urinary catheterisation.
- Consent and Capacity.
- Cannulation and venepuncture of high-risk patients.
- Epidural technique.
- Lumbar puncture.
- Organising a theatre list.
- Appropriate radiology requesting.
- Discharge letter.
- Transfer documentation.
- Performing an FNA.
- Insertion of a chest drain.

## Course Programme

**0830 - 0900**                    **Registration**

**0900 - 0910**                    **Exam Structure and Preparation lecture**

**0915 - 1055**                    **Rotation 1**

1. Chest Drain Insertion
2. Male Urinary catheterisation
3. Venepuncture of High risk patient
4. Surgical excision of a naevus
5. Fine Needle Aspiration Cytology

**1055 - 1115**

**Break**

**1115 - 1310**                    **Rotation 2 (Skills lab 1 and Skills lab 2)**

1. Epidural anaesthesia & Lumbar puncture
2. Suture a wound & safe use of local anaesthetics
3. Hand tying & Advanced suturing
4. Arterial Blood Sampling & Interpretation
5. Debridement

**1310 - 1345**

**Lunch**

**1345 - 1730**                    **Mock Exams and lectures**

**1345**                                **Groups A&B:**  
**Mock Exam (Skills lab 1, Skills lab 2); Group C&D: Lectures**

**1530**                                **Groups C&D:**  
**Lectures; Group A&B: Mock Exam (Skills lab 1, Skills lab 2)**

**1730**                                **Feedback session and closure**



## Faculty

**Mr Andrew Miller, MB BCh, BSc, MRCS**

Course Convenor

Speciality Trainee in Trauma and Orthopaedics

Royal Gwent Hospital, Newport

**Mr Kevin Conway, MB BCh, MRCSEd, AFRCS (I), FRCS (Gen Surg), MD**

Consultant General/Vascular Surgeon

Royal Glamorgan Hospital, Llantrisant

**Mr Stuart Enoch, MBBS, MRCSEd, PGCert (Med Sci), MRCS (Eng), PhD**

Visiting Professor – Biomedical Research, NI University, India

Programme Director – Doctors Academy Group

**Mr Benjamin Stew, MB BCh, MRCS, DOHNS**

Speciality Registrar in ENT Surgery

University Hospital of Wales, Cardiff

**Ms Anastasia Iachkine, MBBS (Hons), MRCS (Ed)**

Registrar in Plastic Surgery

Frenchay Hospital, Bristol

**Ms Helen Staley, MBBS, BSc, MRCS**

Clinical Research Fellow in General Surgery

Northumbria Healthcare NHS Trust

**Ms Katarzyna Konieczny, MD, MRCS, DOHNS**

Speciality Trainee in ENT

East Surrey Hospital

**Mr David Wordsworth, MB BCh, MRCS**

Speciality Registrar in Orthopaedics

East Anglia and Cambridge Training Programme

**Ms Naomi Wright, MB ChB (Hons), BSc (Hons), MRCS**

Speciality Trainee in Surgery

University College Hospital London

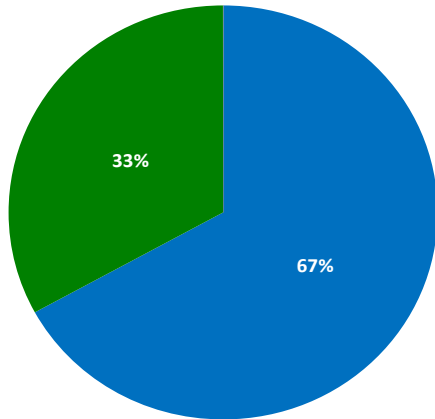
**Mr David Chan, MB BCh (Hons), MRCS (Eng)**

Clinical Research Fellow in Upper GI Surgery

University Hospital of Wales, Cardiff

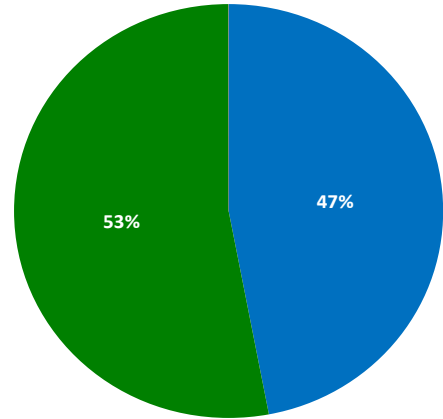
# Overall Teaching Feedback

How was the clarity of the demonstrations?



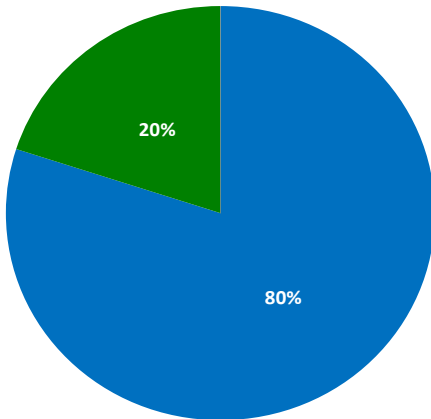
■ Excellent ■ Very good ■ Neutral ■ Fair ■ Poor

How would you rate the general academic standard of the demonstrators?



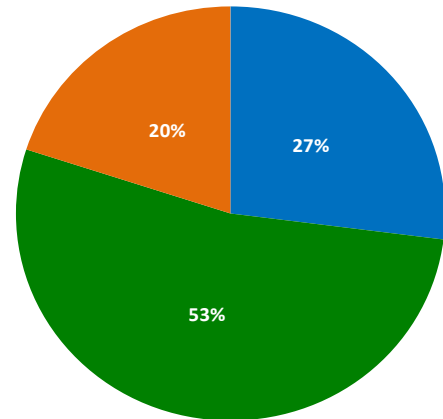
■ Excellent ■ Very good ■ Neutral ■ Fair ■ Poor

How do you rate the relevance of the course to your exam?



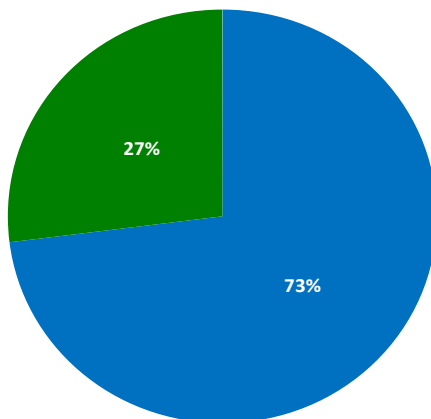
■ Excellent ■ Very good ■ Neutral ■ Fair ■ Poor

Did you get sufficient chance to practice the stations?



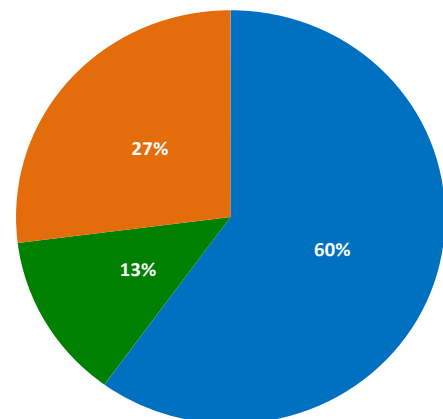
■ Yes, always ■ Yes, mostly ■ Neutral ■ Not much ■ Not at all

How useful was the mock OSCE?



■ Very useful ■ Useful ■ Neutral ■ Limited Use ■ Useless

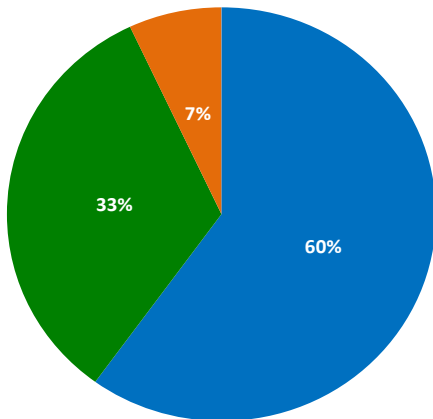
Knot Tying



■ Excellent ■ Very good ■ Neutral ■ Fair ■ Poor

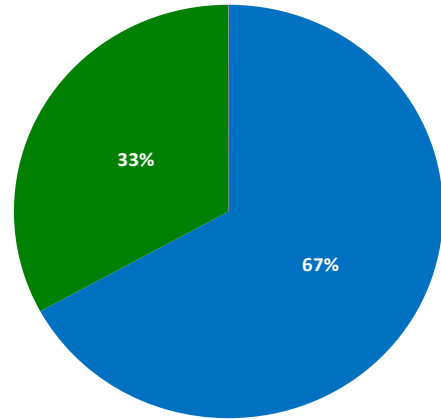
# Overall Teaching Feedback

### Suturing



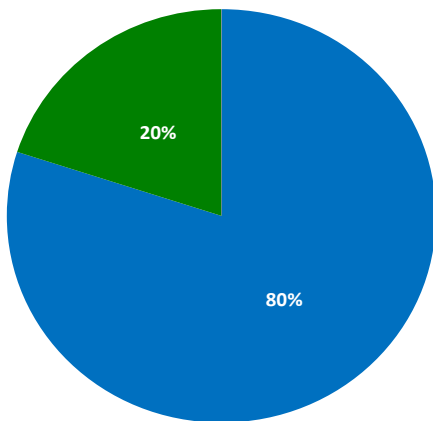
■ Excellent ■ Very good ■ Neutral ■ Fair ■ Poor

### Male Urinary Catheterisation



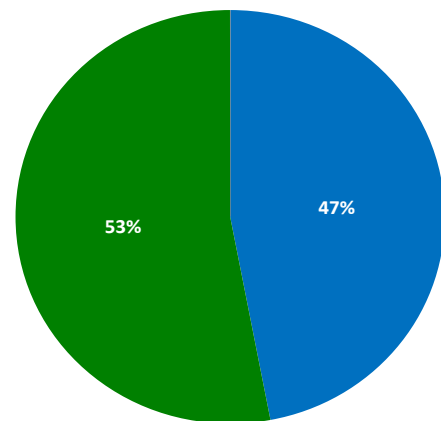
■ Excellent ■ Very good ■ Neutral ■ Fair ■ Poor

### Surgical Excision of a Naevus



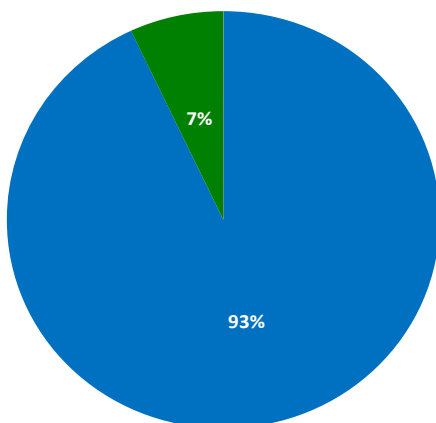
■ Excellent ■ Very good ■ Neutral ■ Fair ■ Poor

### Venepuncture/Cannulation



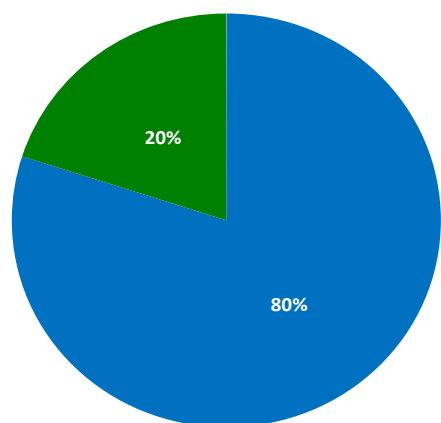
■ Excellent ■ Very good ■ Neutral ■ Fair ■ Poor

### Fine Needle Aspiration Cytology



■ Excellent ■ Very good ■ Neutral ■ Fair ■ Poor

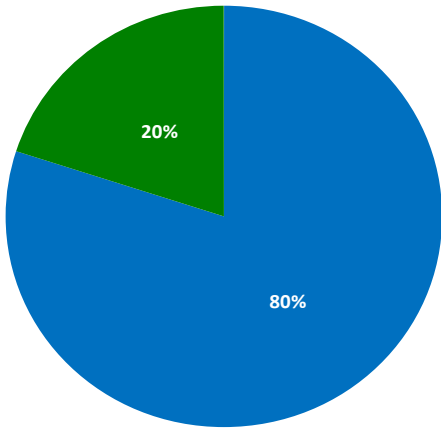
### Lumbar Puncture



■ Excellent ■ Very good ■ Neutral ■ Fair ■ Poor

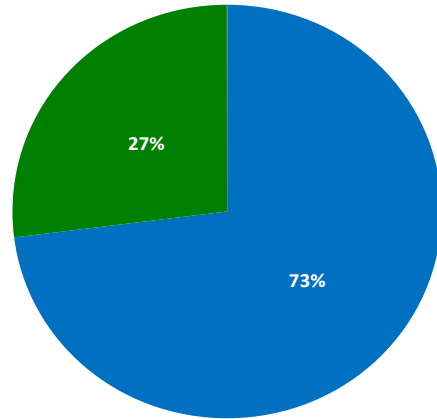
# Overall Teaching Feedback

Arterial Blood Sampling & ABG Interpretation



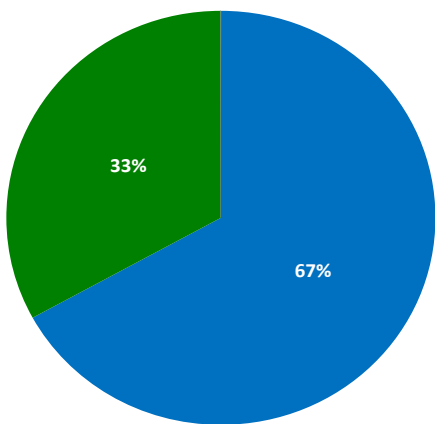
■ Excellent ■ Very good ■ Neutral ■ Fair ■ Poor

Debridement of Wound



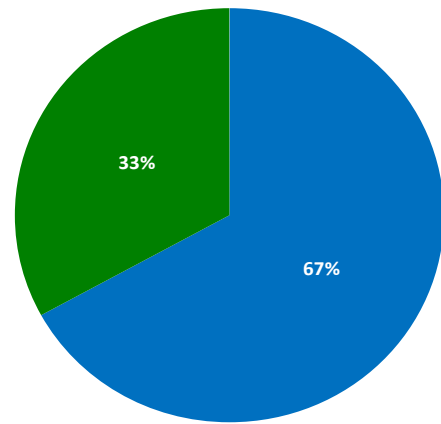
■ Excellent ■ Very good ■ Neutral ■ Fair ■ Poor

Insertion of Chest Drain



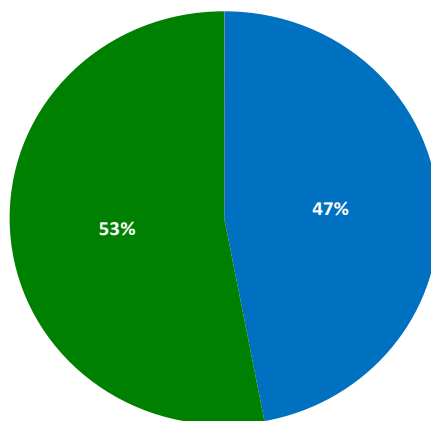
■ Excellent ■ Very good ■ Neutral ■ Fair ■ Poor

Would you recommend this course to a friend?



■ Most certainly ■ Certainly ■ Neutral ■ Probably ■ No way

Do you think that this course provided good value for money?



■ Most certainly ■ Certainly ■ Neutral ■ Probably ■ No way

## Individual Comments

Very useful for me as there were some procedures I have not done for a very long time.

**MP**  
*Derriford Hospital, Plymouth, UK*

It is very good course, very helpful & well organised.

**AE**  
*Emirates French Hospital, Abu Dhabi, UAE*

All excellent. I am so impressed with the demonstrators/lecturers.

**TC**  
*University Hospital Galway, Ireland*

I found the course useful and relevant to the exam preparation. Excellent course.

**DP**  
*Northampton General Hospital, Northampton, UK*

High standard of faculty. Relevant for exam preparation. Content of the course was good.

**OS**  
*Shrewsbury Hospital, Shrewsbury, UK*

Overall very good approach to MRCS preparation.

**HY**  
*King's College Hospital, London, UK*

Good course and faculty. High quality and relevant presentations. The topics covered were appropriate for exam preparation.

**MK**  
*University College Hospital, London, UK*

The course was good and provided excellent value for money. I will definitely recommend it to my friends.

**SH**  
*POF Hospital, Pakistan*

An excellent, friendly, professional, knowledgeable faculty. Well organised, good resources.

**KW**  
*Royal Albert Edward Infirmary, Wigan, UK*



## Individual Comments

I found this course very informative and the syllabus was relevant to the OSCE exam.

**YY**

*John Radcliffe Hospital, Oxford, UK*

Excellent course, had knot tying and suturing on one of the exam stations.

**VM**

*Hull Royal Infirmary, Hull, UK*

The contents of the course was good and relevant. The presentations were clear. Would be recommending it to others preparing for the exam.

**JB**

*University Hospital of Wales, Cardiff, UK*



# DOCTORS ACADEMY

BETTER EDUCATION. BETTER HEALTH.

Doctors Academy is an UK-based International Non-Profit Organisation comprising of doctors, dentists and scientists that undertakes a diverse range of educational activities globally. The aim of the Academy is to disseminate information and exchange medical knowledge between professionals from diverse backgrounds working in a variety of healthcare settings. This is achieved by the provision of a number of attendance courses, publishing house, online resources and international events/ competitions.

## Courses (a selection):

### Undergraduate:

- Final Year Medicine and Surgical Revision Courses
- Training the Clinical Anatomy Trainer
- Clinical Anatomy as Applied to Trauma and Emergency Medicine
- Surgical Anatomy of Important Operative Procedures
- Future Surgeons: Key Skills (RCSEd delivered)
- Structured Introduction to Surgical Skills

### Postgraduate:

- MRCS Part A
- MRCEM Part A
- MRCS Part B OSCE
- DOHNS: Intensive Revision & OSCE
- Intercollegiate Basic Surgical Skills (RCSEd delivered)
- MRCP PACES Part 2
- FRCS (General Surgery) Exit Exam
- Cadaveric Ultrasound-Guided Musculoskeletal Intervention Course
- Ultrasound-Assisted Botulinum Toxin Injection for Neuromuscular Disorders
- Live Advanced Laparoscopic Colorectal Course



## Forthcoming key events:

- **International Medical Summer School**  
*Manchester, 1<sup>st</sup> - 5<sup>th</sup> August 2016*
- **International Academic and Research Conference**  
*Manchester, 6<sup>th</sup> August 2016*
- **World University Anatomy Challenge**  
*Manchester, 5<sup>th</sup> August 2016*

## Publications



[publications.doctorsacademy.org](http://publications.doctorsacademy.org)

## World Journal of Medical Education & Research



Peer-reviewed academic journal  
with ISSN.

- No fee to view, read and download articles
- No subscription charges
- No submission fees
- No manuscript processing fee
- No publishing fee
- No cost to read, write or publish!

[wjmer.co.uk](http://wjmer.co.uk)

## Online Revision Resources

DoctorExams consists of 1000s of questions with detailed explanations in MCQ, EMQ, SBA and SAQ formats. Questions are written by the Doctors Academy group of experienced clinicians and clinical academics, with mock exams and feedback on performance included to aid a candidate's focused revision of topics. Based on past exams, these questions are carefully crafted to suit the requirements of undergraduate students & postgraduate trainees undertaking relevant speciality exams.

### Resources for:

- Medical Students
- Dental Students
- International Entrance Exams
- MRCS Exams
- General Surgery Exams
- Plastic Surgery Exams
- DOHNS Exams

[www.doctorexams.co.uk](http://www.doctorexams.co.uk)

# [www.doctorsacademy.org](http://www.doctorsacademy.org)