

**Cardiff MRCS OSCE Course:  
16<sup>th</sup> Clinical Examination &  
Communication Skills**

**Feedback - April 2016**

## Cardiff MRCS OSCE: Clinical Examination & Communication Skills

This intensive one-day revision course covered the clinical examination and communication components of the MRCS Part B exam, placing special emphasis on clinical consultation skills.

The course aimed to consolidate the delegates' understanding of the clinical consultation skills component of the exam. It also intended to aid the delegates' ability to perform clinical examinations efficiently by encouraging them to present their findings to the examiner in a systematic yet concise manner.

The morning session covered all of the important clinical examinations which are tested in the exam while the afternoon session was dedicated to communication skills workstations, structured interviews, and practical skills. Eight patient-centred clinical scenarios were used to reflect the situations experienced in everyday practice. These scenarios are in line with what is commonly tested in the MRCS exam. A total of 37 candidates attended the course and their feedback has been collated in this document.

### Course Information

<b>Course date:</b>	<b>17<sup>th</sup> April 2016</b>
<b>Venue:</b>	<b>Out-patient Department University Hospital of Wales Cardiff, UK</b>
<b>Attendance:</b>	<b>37 Delegates</b>
<b>Aimed at:</b>	<b>Delegates looking to take their membership to the Royal College of Surgeons Part B exam.</b>
<b>Course fee:</b>	<b>£190.00</b>



Surgical trainees can apply to be sponsored by ASiT to receive a bursary to attend this course.



## Course Programme

<b>0840 - 0850</b>	Registration
<b>0850 - 0905</b>	Introduction to course and grouping of candidates
<b>0910 - 1300</b>	(with refreshment break from 1100 – 1120)

### Clinical Examination Sessions

Candidates were divided into small groups and taken through the following clinical examinations on simulated patients:

- Examination of abdomen and abdominal organs
- Examination of hernia
- Examination of varicose veins
- Examination of arterial system
- Examination of cardiorespiratory system
- Examination of hip and knee
- Examination of shoulder and back

**1300 - 1345**

**Lunch Break**

<b>1350 - 1715</b>	(with refreshment break from 1530 - 1550)
--------------------	---

### Clinical Consultation Skills Sessions (Communication Skills)

These stations, amongst others, consisted of:

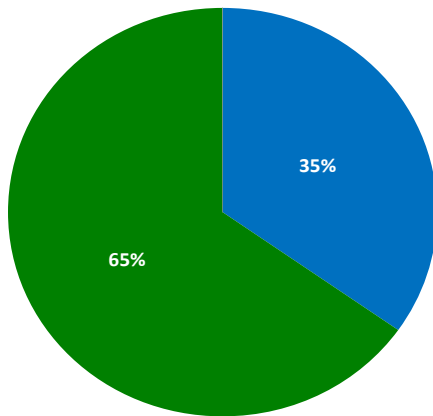
- Information giving and information gathering
- Challenging situation/patient
- Difficult consultation
- Breaking bad news
- Explaining a diagnosis or discussing management options
- Consent in surgery
- Telephone communication

<b>1715 - 1730</b>	Summary and Feedback
--------------------	----------------------

<b>1740</b>	End of Course
-------------	---------------

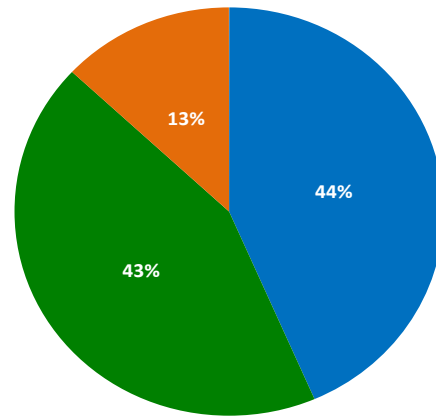
# Overall Teaching Feedback

How was the content of the course?



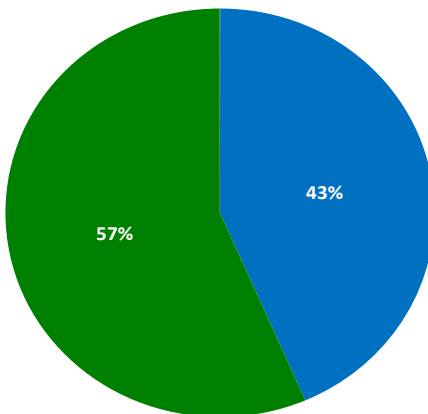
■ Excellent ■ Very good ■ Average ■ Fair ■ Poor

How was the clarity of demonstrations?



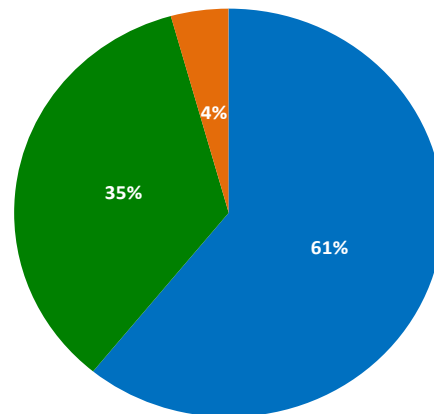
■ Excellent ■ Very good ■ Average ■ Fair ■ Poor

How would you rate the general academic standard of the faculty?



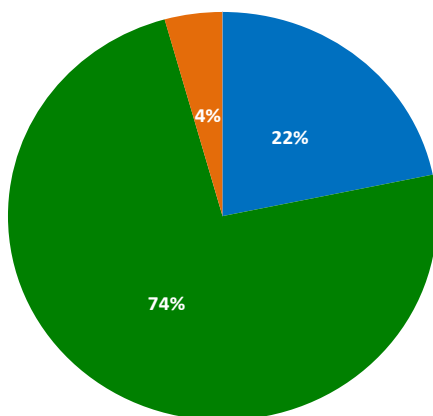
■ Excellent ■ Very good ■ Average ■ Fair ■ Poor

How would you rate the performance of the actors?



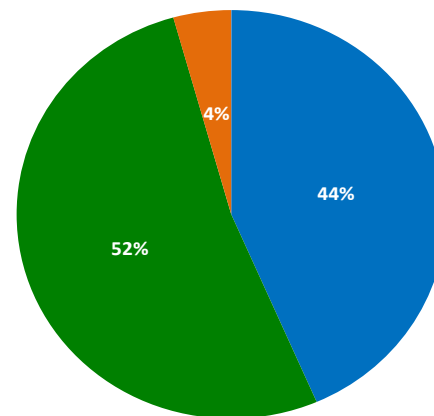
■ Excellent ■ Very good ■ Average ■ Fair ■ Poor

Did the course meet your objectives?



■ Most certainly ■ Certainly ■ Neutral ■ Maybe ■ No way

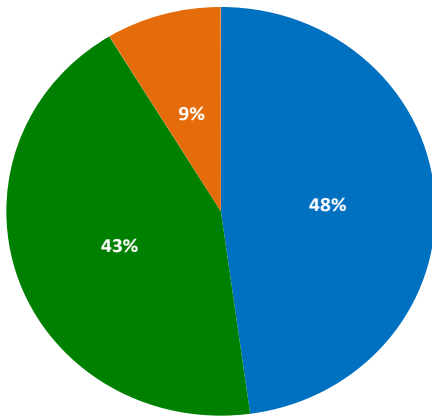
Vascular (Venous)



■ Excellent ■ Good ■ Neutral ■ Fair ■ Poor

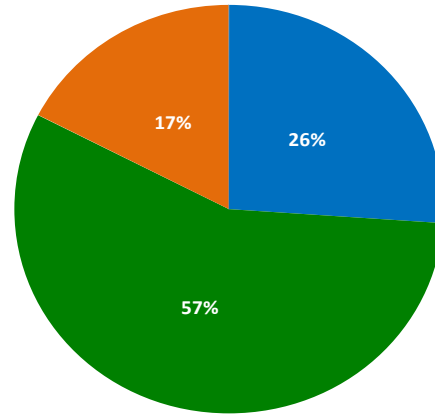
# Overall Teaching Feedback

Vascular (Arterial)



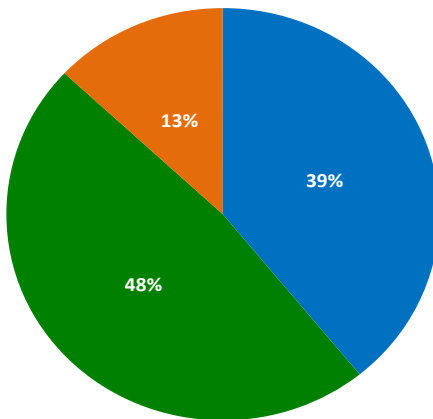
■ Excellent ■ Good ■ Neutral ■ Fair ■ Poor

Spine



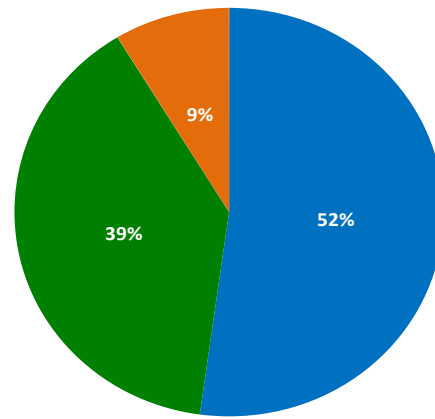
■ Excellent ■ Good ■ Neutral ■ Fair ■ Poor

CVS and RS



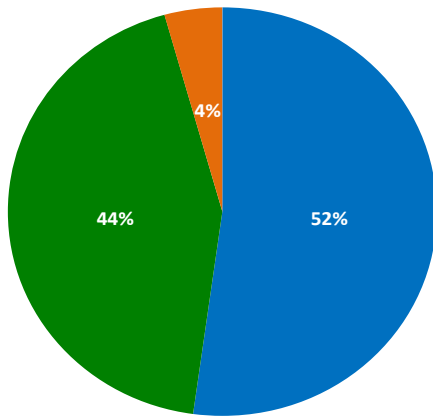
■ Excellent ■ Good ■ Neutral ■ Fair ■ Poor

Hip and Knee



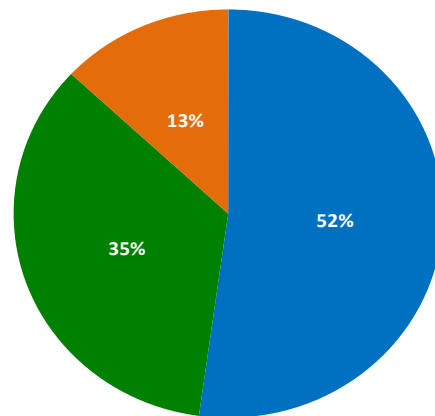
■ Excellent ■ Good ■ Neutral ■ Fair ■ Poor

Peripheral Vascular Disease



■ Excellent ■ Good ■ Neutral ■ Fair ■ Poor

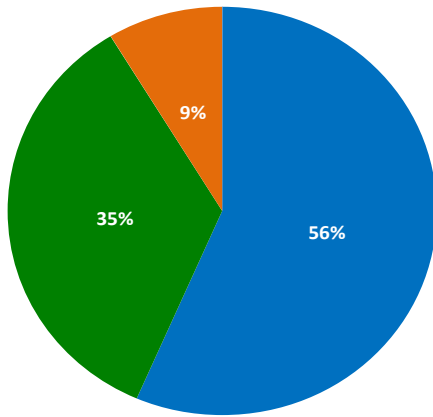
Consenting for Operations



■ Excellent ■ Good ■ Neutral ■ Fair ■ Poor

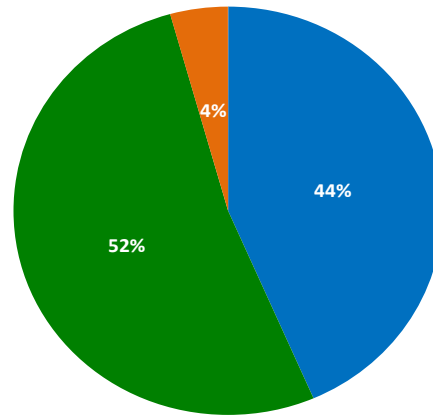
# Overall Teaching Feedback

Cancelled Operation (Thyroidectomy)



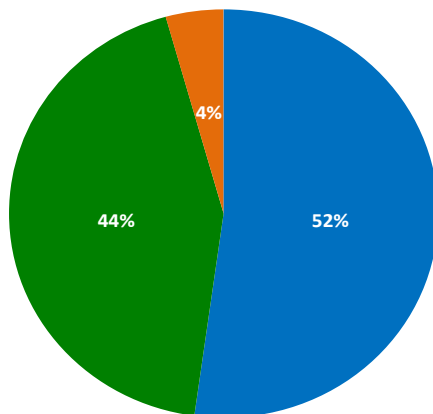
■ Excellent ■ Good ■ Neutral ■ Fair ■ Poor

Colorectal Cancer



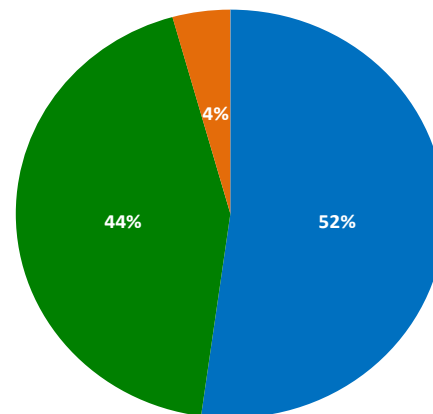
■ Excellent ■ Good ■ Neutral ■ Fair ■ Poor

Breast Cancer



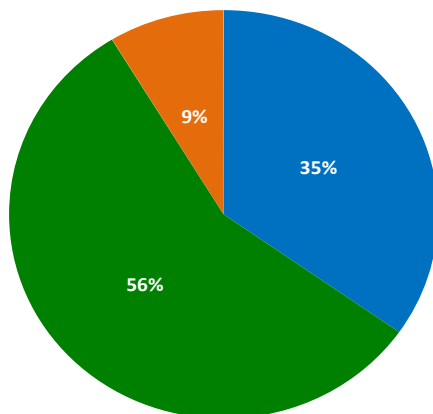
■ Excellent ■ Good ■ Neutral ■ Fair ■ Poor

Ethics Scenario



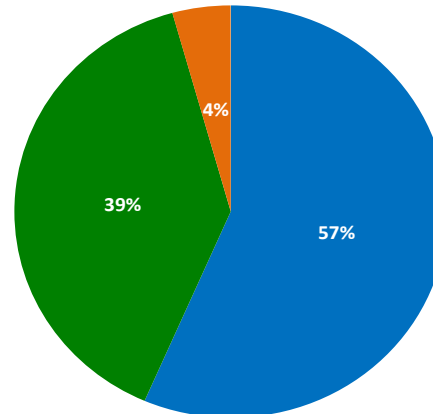
■ Excellent ■ Good ■ Neutral ■ Fair ■ Poor

Telephone Conversation (Trauma)



■ Excellent ■ Good ■ Neutral ■ Fair ■ Poor

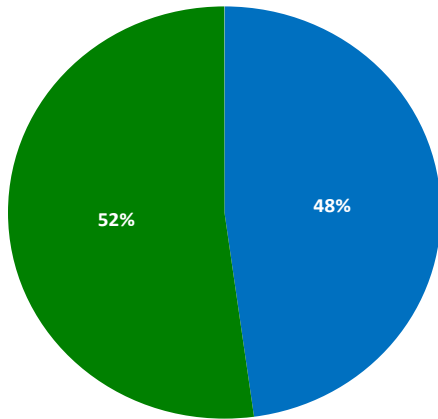
How was the general friendliness of the faculty and organisers?



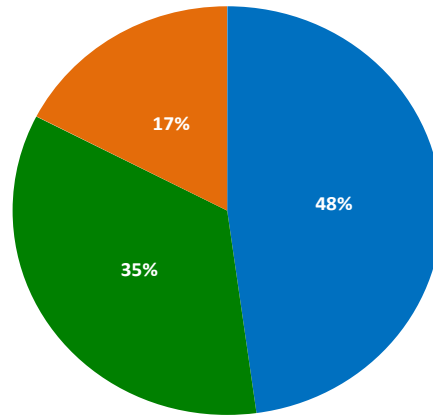
■ Very friendly ■ Friendly ■ Neutral  
■ Not very friendly ■ Can't comment

# Overall Teaching Feedback

Would you recommend this course to a friend?



Do you think that this course provided good value for money?



■ Most certainly ■ Certainly ■ Neutral ■ Maybe ■ Don't think so ■ Most certainly ■ Certainly ■ Probably ■ Unlikely ■ Not at all

## Individual Comments

Excellent course with very understanding faculty.

**RK**  
*Vydehi Hospital, Bangalore*

Good day.

**OR**  
*Leeds General Infirmary, Leeds*

Excellent learning opportunity.

**MZ**  
*Princess Alexandra Hospital, Harlow*

Well organized.

**SD**  
*North Manchester General Hospital, Manchester*

Overall very good.

**RM**  
*John Radcliffe Hospital, Oxford*

Good course.

**AS**  
*King's College Hospital, London*

Excellent.

**HG**  
*Royal Liverpool Children's Hospital, Liverpool*

The course was so valuable in all of its aspects.

**AJ**  
*Leicester General Hospital, Leicester*

An excellent course. The day was well organized with great clinical teaching.

**KE**  
*Victoria Barracks, Windsor*



## Individual Comments

Well organized.

**AJ**  
*University College Hospital, London*

Good faculty. Very friendly.

**KM**  
*West Middlesex University Hospital, Isleworth*

Very well organized course providing a valuable opportunity to practice the exam format. Also a great opportunity to learn from peers, seniors, and actors.

**CH**  
*King's College Hospital, London*

I would recommend this course.

**MF**  
*Russells Hall Hospital, Dudley*

Well organized and highly relevant.

**HB**  
*University Hospital of Wales, Cardiff*

Good.

**MU**  
*St. Luke's Hospital, Ireland*

Great.

**BT**  
*Dorset County Hospital, Dorchester*

Good organization of the course.

**JL**  
*Royal Bolton Hospital, Bolton*

Very good to run through scenarios, especially for the communication skills stations.

**RM**  
*Milton Keynes General Hospital, Milton Keynes*

## Individual Comments

Very, very good.

**WE**  
*St. James's Hospital*

A very good course.

**AT**  
*Addenbrooke's Hospital, Cambridge*

Very good.

**MP**  
*Aneurin Bevan University Health Board*

Very good.

**SH**  
*Royal London Hospital, London*

Overall, a good chance to practice.

**AH**  
*Royal Bolton Hospital, Bolton*



# DOCTORS ACADEMY

BETTER EDUCATION. BETTER HEALTH.

Doctors Academy is a UK-based International Non-Profit Organisation comprising of doctors, dentists and scientists that undertakes a diverse range of educational activities globally. The aim of the Academy is to disseminate information and exchange medical knowledge between professionals from diverse backgrounds working in a variety of healthcare settings. This is achieved by the provision of a number of attendance courses, publishing house, online resources and international events/ competitions.

## Courses (a selection):

### Undergraduate:

- Final Year Medicine and Surgical Revision Courses
- Training the Clinical Anatomy Trainer
- Clinical Anatomy as Applied to Trauma and Emergency Medicine
- Surgical Anatomy of Important Operative Procedures
- Future Surgeons: Key Skills (RCSEd delivered)
- Structured Introduction to Surgical Skills

### Postgraduate:

- MRCS Part A
- MRCEM Part A
- MRCS Part B OSCE
- DOHNS: Intensive Revision & OSCE
- Intercollegiate Basic Surgical Skills (RCSEd delivered)
- MRCP PACES Part 2
- FRCS (General Surgery) Exit Exam
- Cadaveric Ultrasound-Guided Musculoskeletal Intervention Course
- Ultrasound-Assisted Botulinum Toxin Injection for Neuromuscular Disorders
- Live Advanced Laparoscopic Colorectal Course



## Forthcoming key events:

- **International Medical Summer School**  
*Manchester, 31<sup>st</sup> July to 4<sup>th</sup> August 2017*
- **International Academic and Research Conference**  
*Manchester, 5<sup>th</sup> August 2017*
- **World University Anatomy Challenge**  
*Manchester, 4<sup>th</sup> August 2017*

## Publications



[publications.doctorsacademy.org](http://publications.doctorsacademy.org)

## World Journal of Medical Education & Research



Peer-reviewed academic journal  
with ISSN.

- No fee to view, read and download articles
- No subscription charges
- No submission fees
- No manuscript processing fee
- No publishing fee
- No cost to read, write or publish!

[wjmer.co.uk](http://wjmer.co.uk)

## Online Revision Resources

DoctorExams consists of 1000s of questions with detailed explanations in MCQ, EMQ, SBA and SAQ formats. Questions are written by the Doctors Academy group of experienced clinicians and clinical academics, with mock exams and feedback on performance included to aid a candidate's focused revision of topics. Based on past exams, these questions are carefully crafted to suit the requirements of undergraduate students & postgraduate trainees undertaking relevant speciality exams.

### Resources for:

- Medical Students
- Dental Students
- International Entrance Exams
- MRCS Exams
- General Surgery Exams
- Plastic Surgery Exams
- DOHNS Exams

[www.doctorexams.co.uk](http://www.doctorexams.co.uk)

# [www.doctorsacademy.org](http://www.doctorsacademy.org)