

**Cardiff MRCS OSCE Course:  
12<sup>th</sup> Clinical Examination &  
Communication Skills**

**Feedback - January 2015**

## Cardiff MRCS OSCE: Clinical Examination & Communication Skills

This intensive one-day revision course covered the clinical examination and communication components of the MRCS Part B exam with special emphasis on clinical consultation skills.

The course aimed to consolidate the trainee's understanding of the clinical consultation skills component of the exam, and aid the trainee's ability to perform clinical examinations efficiently by present the findings to the examiner in a systematic yet concise manner.

The forenoon session covered all important clinical examinations that are tested in the exam and the afternoon session was dedicated to communication skills workstations, structured interviews and practical skills. Eight patient-centred clinical scenarios were used to reflect the situations experienced in everyday practice; as these were scenarios in line with what is commonly tested in the MRCS exam. A total of 34 candidates attended the course with their feedback collated in this document.

### Course Information

<b>Course date:</b>	<b>18th January 2015</b>
<b>Venue:</b>	<b>Out-patient Department University Hospital of Wales Cardiff, UK</b>
<b>Attendance:</b>	<b>32 Delegates</b>
<b>Aimed at:</b>	<b>Delegates looking to take their membership to the Royal College of Surgeons Part B exam.</b>
<b>Course fee:</b>	<b>£190.00</b>



Surgical trainees can apply to be sponsored by ASiT to receive a bursary to attend this course.



## Course Programme

**0840 - 0850** Registration

**0850 - 0905** Introduction & Grouping of Delegates

**0905 - 1300** Delegates are divided into groups & rotated through eight clinical examinations of simulated patients, with a comfort break in-between:

- Examination of abdomen and abdominal organs
- Examination of inguinal hernia / scrotal swelling
- Examination of varicose veins
- Examination of arterial system (peripheral artery disease)

**1100 - 1120**

**Break for Refreshments**

- Examination of neck/thyroid
- Examination of cranial nerves
- Examination of cardiorespiratory system
- Examination of hip & knee
- Examination of shoulder and back

**1300 - 1340**

**Lunch**

**1345 -1715** Delegates are divided into groups & rotated through the seven Clinical Consultation Skills Sessions (Communication Skills):

- Information giving and information gathering
- Challenging situation/patient
- Difficult consultation
- Breaking bad news
- Explaining a diagnosis or discussing management options
- Consent in surgery
- Telephone communication

**1715 - 1730** Summary, Feedback & End of Course

## Faculty List

**Captain Simon Tallowin, MSc MRCSEd**

General Duties Medical Officer  
Royal Army Medical Corps

**Ms Tiffany Berrington MRCS**

Neurosurgery ST2  
Derriford Hospital

**Mr Vishal Kumar**

Trauma and Orthopaedics  
Glan Clwyd Hospital

**Roop Tandon**

**Mr Waheeb Al-Azzani MRCSEd**

CT1, University Hospital of Wales

**Mr Kevin Conway, MB BCH, MRCSEd, AFRCS (I), FRCS (Gen Surg), MD**

Consultant General/Vascular Surgeon  
Royal Glamorgan Hospital, Llantrisant

**Mr Tom Combellack MBBCh MEng**

Cardiothoracic Surgery ST2  
University Hospital of Wales

**Ms Ana Lopez-Marco**

SpR Cardiothoracic Surgery  
Wales Deanery

**Ms Lucy Satherley, BSc, MB Bch, MRCS**

SpR in General Surgery  
All Wales Higher Surgical Training Programme

**Mr Mike Rees, MB BCh, MRCS**

Speciality Trainee in Surgery  
Royal Gwent Hospital, Newport

**Ms Zaynab Jawad, MS (Cantab), MB BS, MRCS**

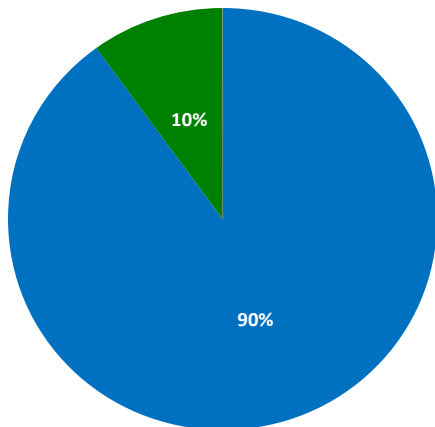
SpR in General Surgery  
All Wales Higher Surgical Training Programme

**Mr Jason Seewoodhary MRCP (London)**

Specialist Registrar Internal Medicine  
Wales Deanery

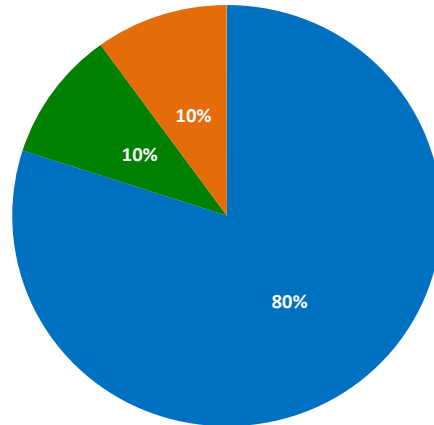
## Overall Course Feedback to the Questions:

How was the overall content of the course?



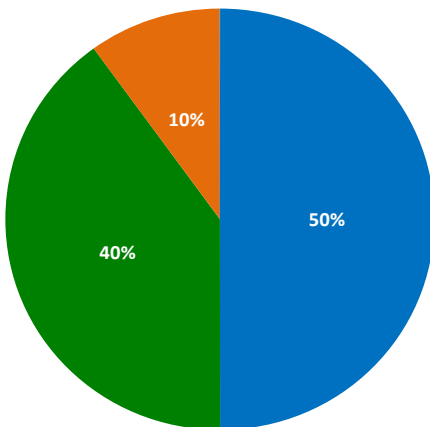
■ Excellent ■ Very good ■ Neutral ■ Fair ■ Poor

How was the clarity of presentations/demonstrations?



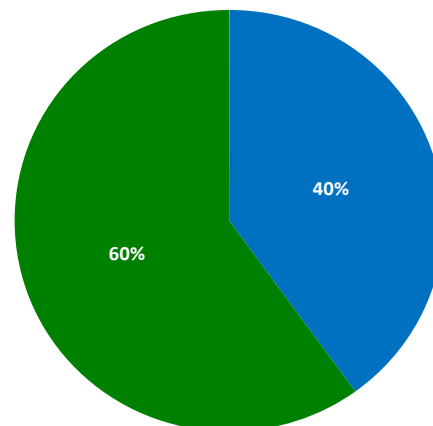
■ Excellent ■ Very good ■ Neutral ■ Fair ■ Poor

Did you get sufficient time to learn in every station?



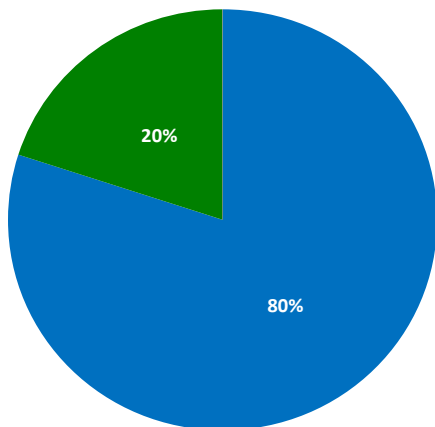
■ Excellent ■ Very good ■ Neutral ■ Fair ■ Poor

How would you rate the general academic standard of the faculty?



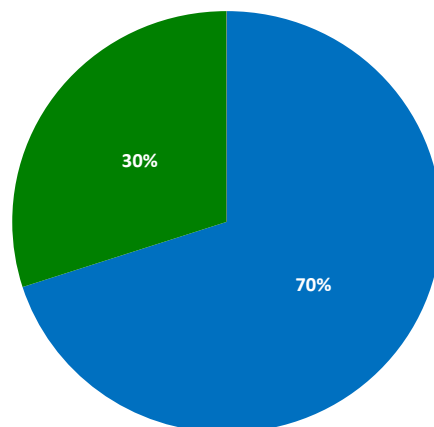
■ Excellent ■ Very good ■ Neutral ■ Fair ■ Poor

How would you rate the performance of the actors?



■ Excellent ■ Very good ■ Neutral ■ Fair ■ Poor

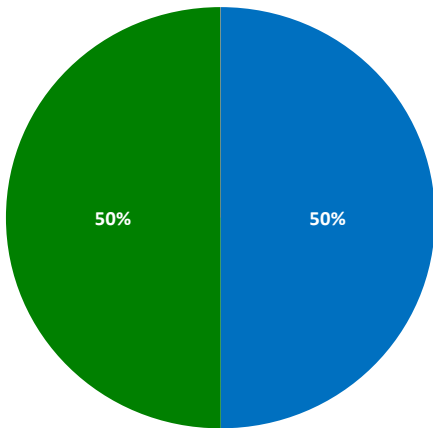
Did the course meet your objectives?



■ Excellent ■ Very good ■ Neutral ■ Fair ■ Poor

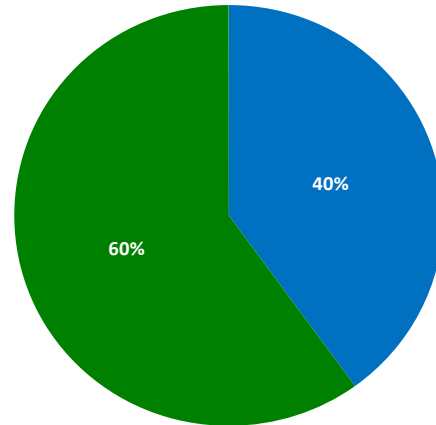
## Overall Course Feedback to the Questions:

Would you recommend this course to a friend?



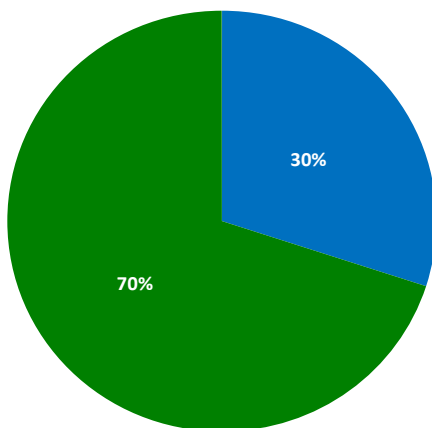
■ Excellent ■ Very good ■ Neutral ■ Fair ■ Poor

Do you think that this course provided good value for money?



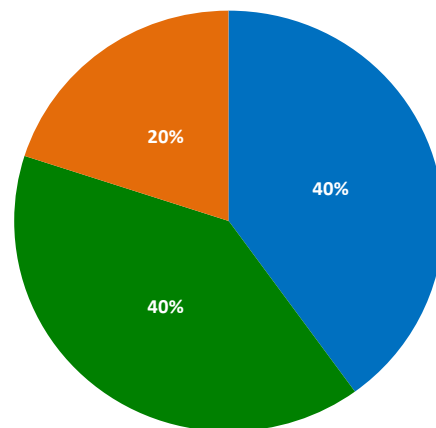
■ Excellent ■ Very good ■ Neutral ■ Fair ■ Poor

How were the facilities & venue?



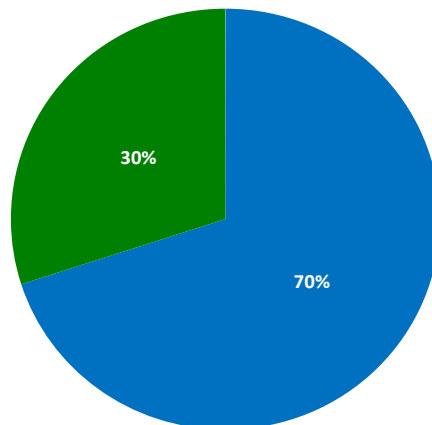
■ Excellent ■ Very good ■ Neutral ■ Fair ■ Poor

How were the refreshments & lunch?



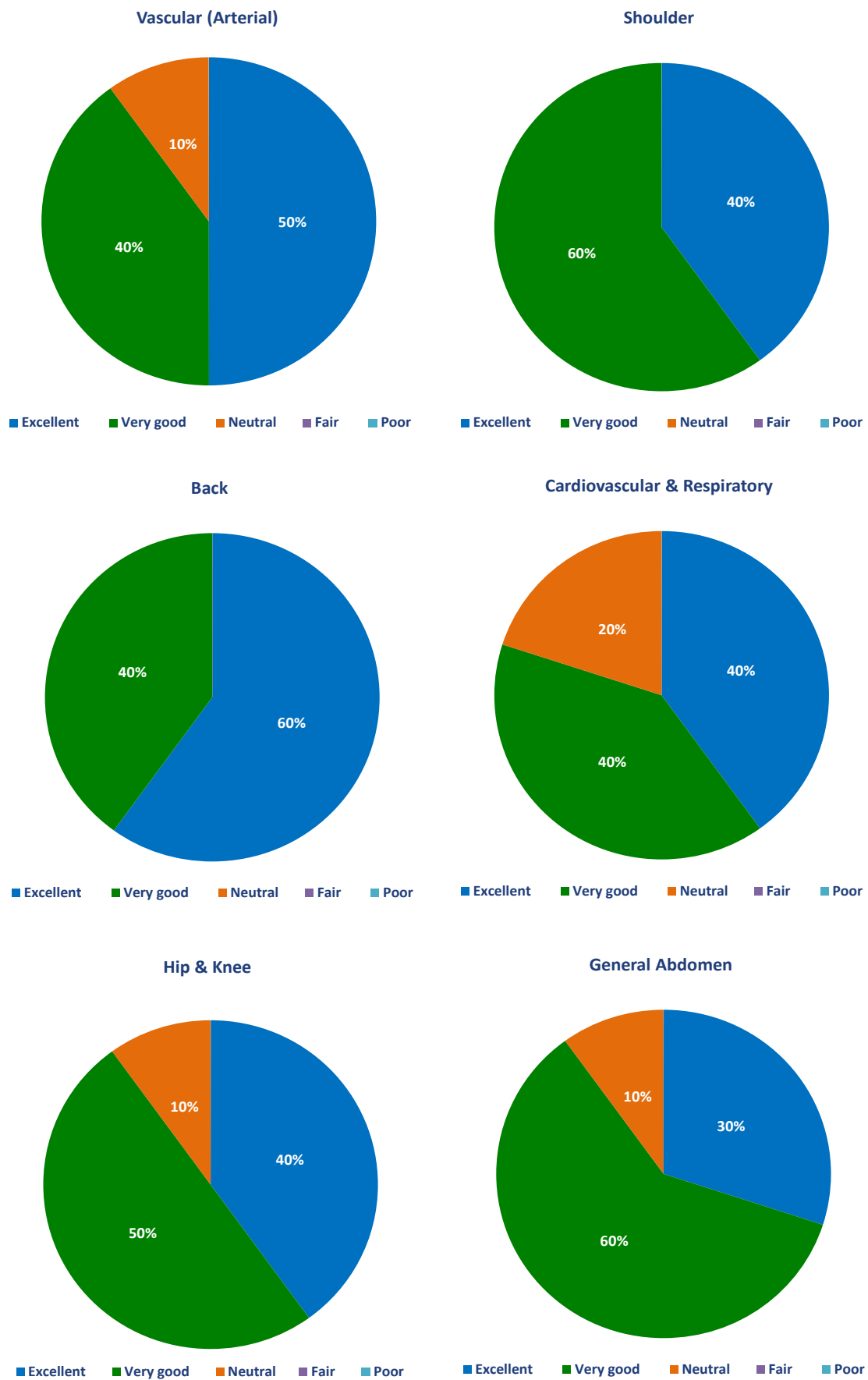
■ Excellent ■ Very good ■ Neutral ■ Fair ■ Poor

How was the friendliness of the faculty & organisers?



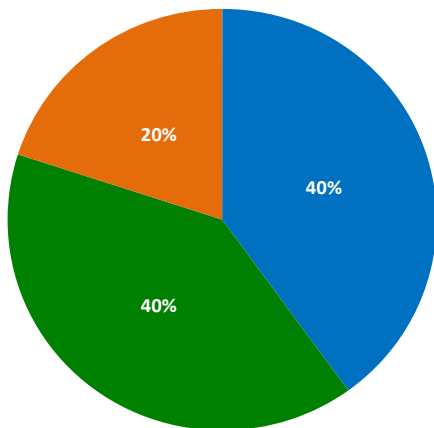
■ Very friendly ■ Friendly ■ Neutral  
■ Not very friendly ■ Can't comment

## Overall Teaching Feedback for the Area of:



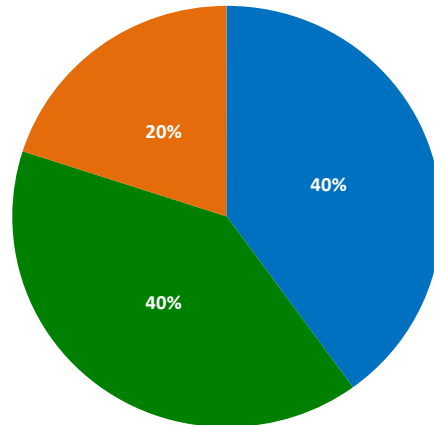
## Overall Teaching Feedback for the Area of:

Hernia & Arterial



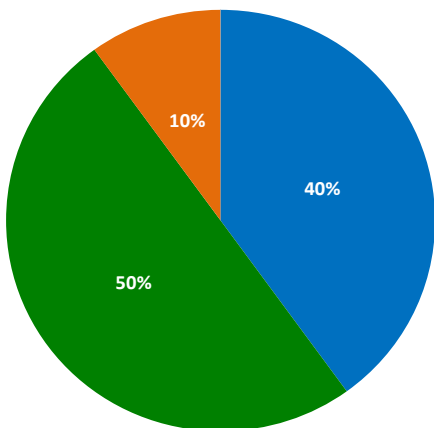
■ Excellent ■ Very good ■ Neutral ■ Fair ■ Poor

Neck & Cranial Nerves



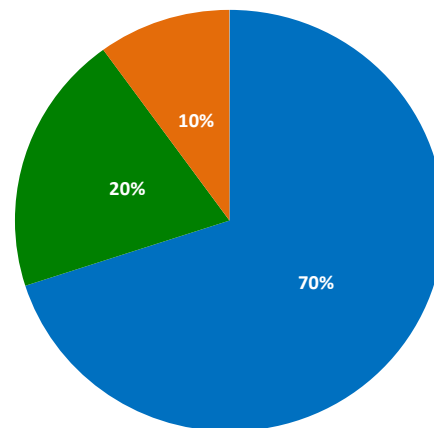
■ Excellent ■ Very good ■ Neutral ■ Fair ■ Poor

Consenting for Operations



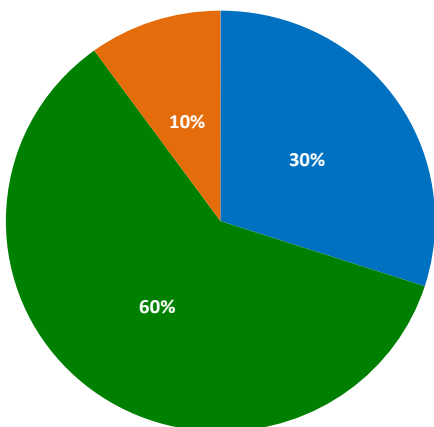
■ Excellent ■ Very good ■ Neutral ■ Fair ■ Poor

Distressed Daughter (Gastric Cancer)



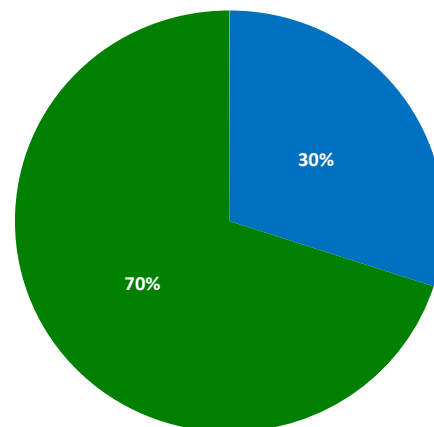
■ Excellent ■ Very good ■ Neutral ■ Fair ■ Poor

Delay in giving diagnosis (Melanoma)



■ Excellent ■ Very good ■ Neutral ■ Fair ■ Poor

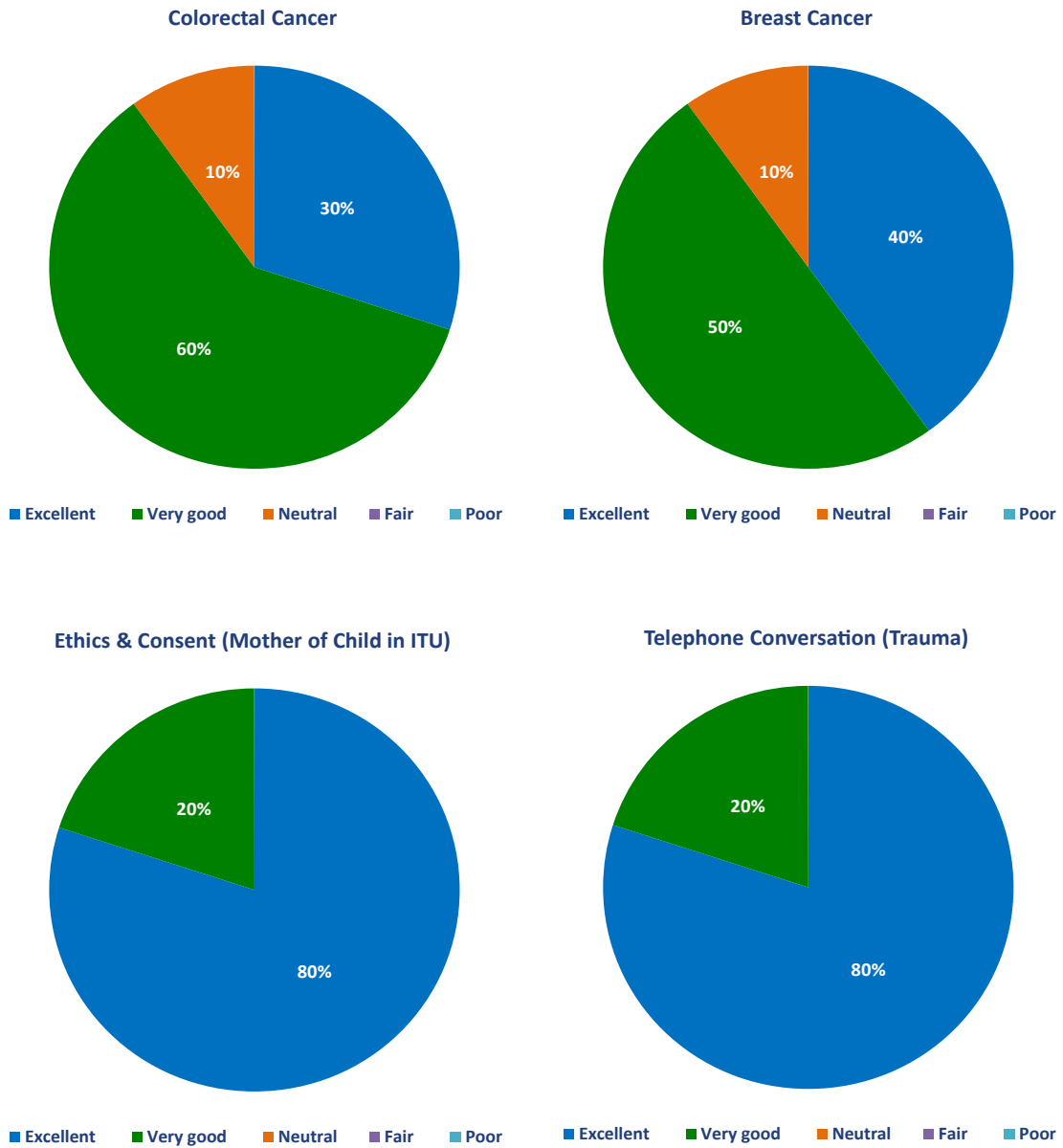
Cancelled Operation (Thyroidectomy)



■ Excellent ■ Very good ■ Neutral ■ Fair ■ Poor



## Overall Teaching Feedback for the Area of:



## Individual Comments

Great teaching and feedback.

**Ms Amy Coates**  
**Epsom General Hospital, Epsom, UK**

Very good!

**Dr Prini Mahendran**  
**St George's Hospital, London, UK**

Most of the scenarios were excellent.

**Dr Mark Tan**  
**Queen Elizabeth Hospital, King's Lynn, UK**

The organisation of the course was very good. The teaching could have been better if the demonstrators could plan how to organise these 30 mins to deliver the information effectively.

**Mr Vishal Kumar**  
**Glan Clwyd District General Hospital, Rhyl, UK**

Relevant towards exam. Most faculty were very approachable and knowledgeable.

**Ms Sieu Ming Ng**  
**University Hospital of Wales, Cardiff, UK**

Excellent.

**Dr Yan Mei Goh**  
**Royal Blackburn Hospital, Blackburn, UK**

Very good, better than I expected comparing to the courses I attended in the past. Pleased that I could attend this course.

**Dr Tetyana Myronenko**  
**Withybush General Hospital, Haverfordwest, UK**

Overall useful and covered the basics of each examination. It would have been useful to go over hand examination.

**Dr Anuja Mitra**  
**Chelsea and Westminster Hospital, London, UK**



# DOCTORS ACADEMY

BETTER EDUCATION. BETTER HEALTH.

Doctors Academy is an UK-based International Non-Profit Organisation comprising of doctors, dentists and scientists that undertakes a diverse range of educational activities globally. The aim of the Academy is to disseminate information and exchange medical knowledge between professionals from diverse backgrounds working in a variety of healthcare settings. This is achieved by the provision of a number of attendance courses, publishing house, online resources and international events/ competitions.

## Courses (a selection):

### Undergraduate:

- Final Year Medicine and Surgical Revision Courses
- Training the Clinical Anatomy Trainer
- Clinical Anatomy as Applied to Trauma and Emergency Medicine
- Surgical Anatomy of Important Operative Procedures
- Future Surgeons: Key Skills (RCSEd delivered)
- Structured Introduction to Surgical Skills

### Postgraduate:

- MRCS Part A
- MRCEM Part A
- MRCS Part B OSCE
- DOHNS: Intensive Revision & OSCE
- Intercollegiate Basic Surgical Skills (RCSEd delivered)
- MRCP PACES Part 2
- FRCS (General Surgery) Exit Exam
- Cadaveric Ultrasound-Guided Musculoskeletal Intervention Course
- Ultrasound-Assisted Botulinum Toxin Injection for Neuromuscular Disorders
- Live Advanced Laparoscopic Colorectal Course



## Forthcoming key events:

- **International Medical Summer School**  
*Manchester, 1<sup>st</sup> - 5<sup>th</sup> August 2016*
- **International Academic and Research Conference**  
*Manchester, 6<sup>th</sup> August 2016*
- **World University Anatomy Challenge**  
*Manchester, 5<sup>th</sup> August 2016*

## Publications



[publications.doctorsacademy.org](http://publications.doctorsacademy.org)

## World Journal of Medical Education & Research



Peer-reviewed academic journal  
with ISSN.

- No fee to view, read and download articles
- No subscription charges
- No submission fees
- No manuscript processing fee
- No publishing fee
- No cost to read, write or publish!

[wjmer.co.uk](http://wjmer.co.uk)

## Online Revision Resources

DoctorExams consists of 1000s of questions with detailed explanations in MCQ, EMQ, SBA and SAQ formats. Questions are written by the Doctors Academy group of experienced clinicians and clinical academics, with mock exams and feedback on performance included to aid a candidate's focused revision of topics. Based on past exams, these questions are carefully crafted to suit the requirements of undergraduate students & postgraduate trainees undertaking relevant speciality exams.

### Resources for:

- Medical Students
- Dental Students
- International Entrance Exams
- MRCS Exams
- General Surgery Exams
- Plastic Surgery Exams
- DOHNS Exams

[www.doctorexams.co.uk](http://www.doctorexams.co.uk)

# [www.doctorsacademy.org](http://www.doctorsacademy.org)