

**Cardiff MRCS OSCE Course:  
Clinical Examination &  
Communication Skills**

**Feedback - September 2016**

## Cardiff MRCS OSCE: Clinical Examination & Communication Skills

This intensive one-day revision course covered the clinical examination and communication components of the MRCS Part B exam, placing special emphasis on clinical consultation skills.

The course aimed to consolidate the delegates' understanding of the clinical consultation skills component of the exam. It also intended to aid the delegates' ability to perform clinical examinations efficiently by encouraging them to present their findings to the examiner in a systematic yet concise manner.

The morning session covered all of the important clinical examinations which are tested in the exam while the afternoon session was dedicated to communication skills workstations, structured interviews, and practical skills. Six patient-centred clinical scenarios were used to reflect the situations experienced in everyday practice. These scenarios are in line with what is commonly tested in the MRCS exam. A total of 33 candidates attended the course and their feedback has been collated in this document.

### Course Information

<b>Course date:</b>	<b>4<sup>th</sup> September 2016</b>
<b>Venue:</b>	<b>Out-patient Department University Hospital of Wales Cardiff, UK</b>
<b>Attendance:</b>	<b>33 Delegates</b>
<b>Aimed at:</b>	<b>Delegates looking to take their membership to the Royal College of Surgeons Part B exam.</b>
<b>Course fee:</b>	<b>£195.00</b>



Surgical trainees can apply to be sponsored by ASiT to receive a bursary to attend this course.





## Course Programme

<b>0840 - 0850</b>	Registration
<b>0850 - 0905</b>	Introduction to course and grouping of candidates
<b>0910 - 1300</b>	(with refreshment break from 1100 – 1120)

### Clinical Examination Sessions

Candidates were divided into small groups and taken through the following clinical examinations on simulated patients:

- Examination of abdomen and abdominal organs
- Examination of hernia
- Examination of varicose veins
- Examination of arterial system
- Examination of cardiorespiratory system
- Examination of hip and knee
- Examination of shoulder and back

**1300 - 1345**

**Lunch Break**

<b>1350 - 1715</b>	(with refreshment break from 1530 - 1550)
--------------------	---

### Clinical Consultation Skills Sessions (Communication Skills)

These stations will consist of, amongst others:

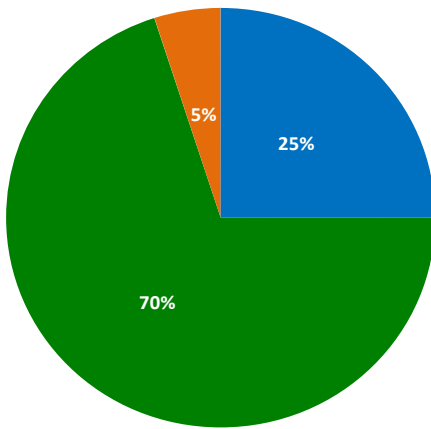
- Information giving and information gathering
- Challenging situation/patient
- Difficult consultation
- Breaking bad news
- Explaining a diagnosis or discussing management options
- Consent in surgery
- Telephone communication

<b>1715 - 1730</b>	Summary and Feedback
--------------------	----------------------

<b>1740</b>	End of Course
-------------	---------------

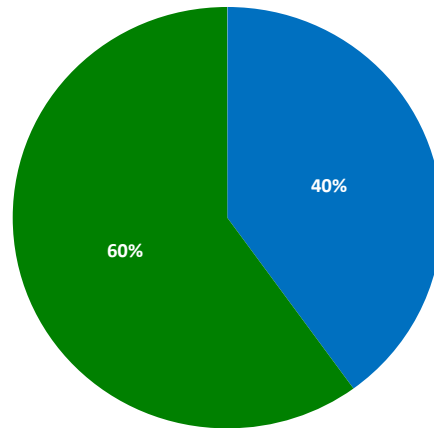
# Overall Teaching Feedback

How was the content of the course?



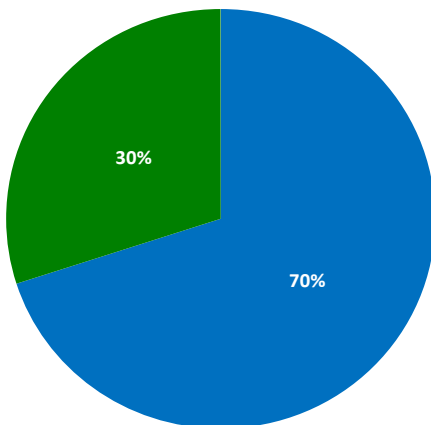
■ Excellent ■ Very good ■ Average ■ Fair ■ Poor

How was the clarity of demonstrations?



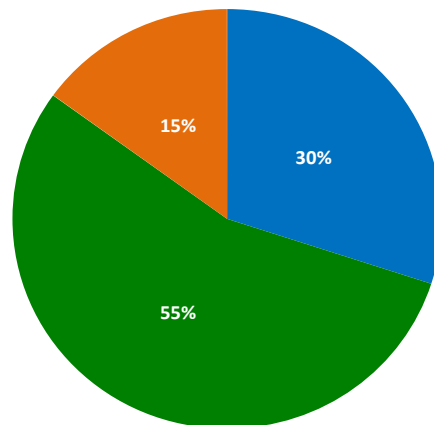
■ Excellent ■ Very good ■ Average ■ Fair ■ Poor

How would you rate the general academic standard of the faculty?



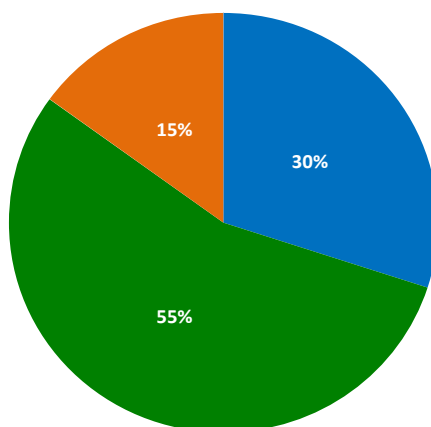
■ Excellent ■ Very good ■ Average ■ Fair ■ Poor

How would you rate the performance of the actors?



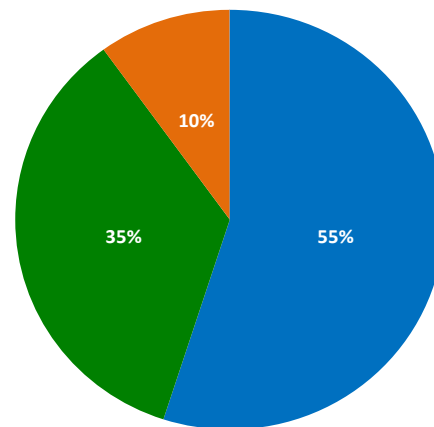
■ Excellent ■ Very good ■ Average ■ Fair ■ Poor

Did the course meet your objectives?



■ Most certainly ■ Certainly ■ Neutral ■ Maybe ■ No way

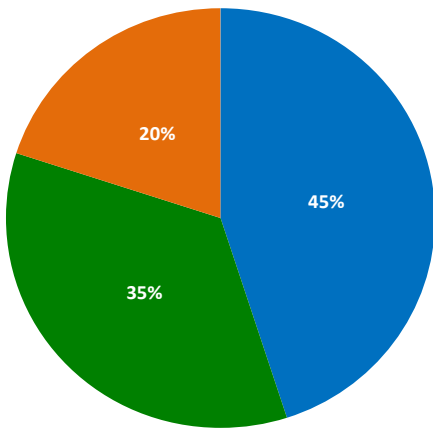
Vascular (Arterial)



■ Excellent ■ Good ■ Neutral ■ Fair ■ Poor

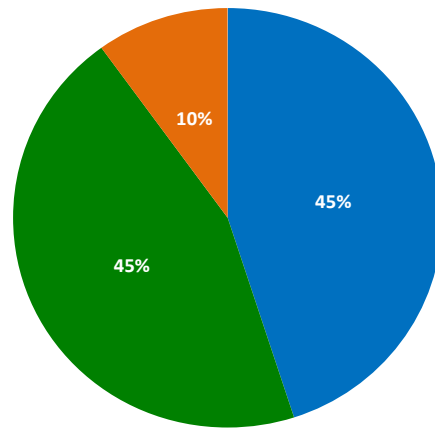
# Overall Teaching Feedback

Shoulder



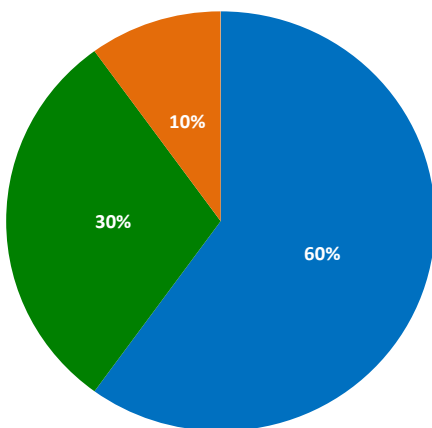
■ Excellent ■ Good ■ Neutral ■ Fair ■ Poor

Spine/Back



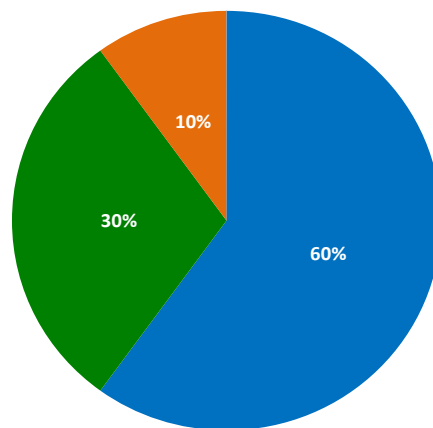
■ Excellent ■ Good ■ Neutral ■ Fair ■ Poor

Hip



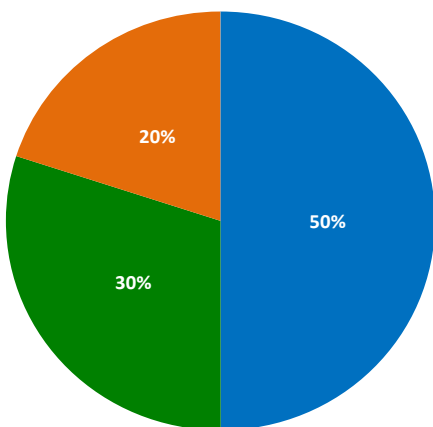
■ Excellent ■ Good ■ Neutral ■ Fair ■ Poor

Knee



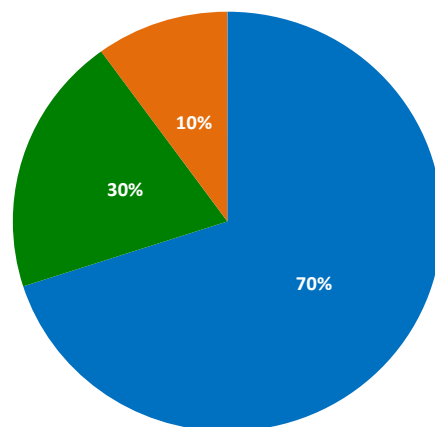
■ Excellent ■ Good ■ Neutral ■ Fair ■ Poor

Abdomen



■ Excellent ■ Good ■ Neutral ■ Fair ■ Poor

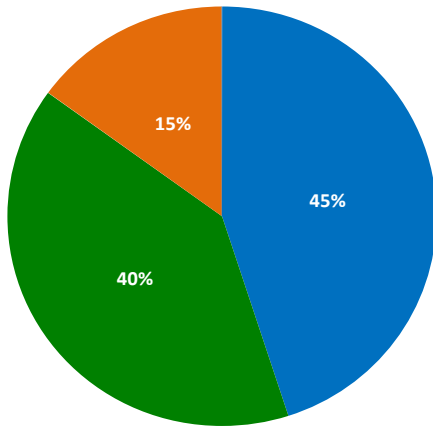
Cranial Nerves



■ Excellent ■ Good ■ Neutral ■ Fair ■ Poor

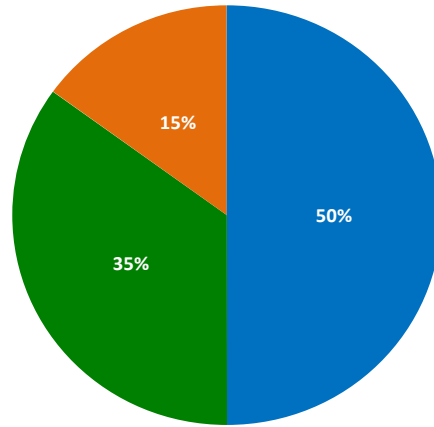
# Overall Teaching Feedback

Peripheral Vascular Disease



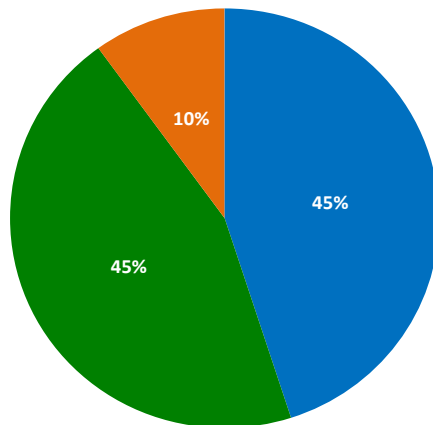
■ Excellent ■ Good ■ Neutral ■ Fair ■ Poor

Consenting for Operations



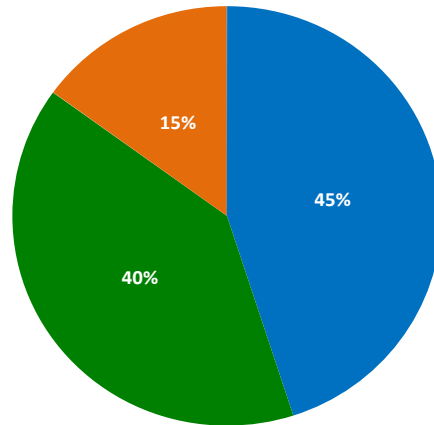
■ Excellent ■ Good ■ Neutral ■ Fair ■ Poor

Cancelled Operation (Thyroidectomy)



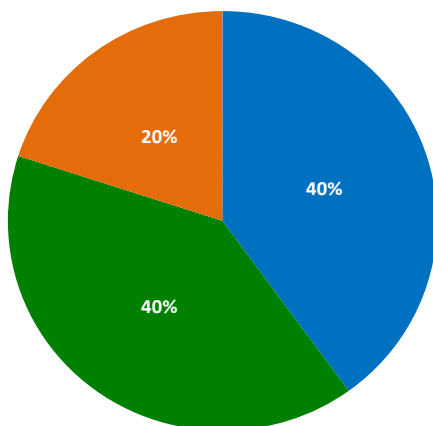
■ Excellent ■ Good ■ Neutral ■ Fair ■ Poor

Colorectal Cancer



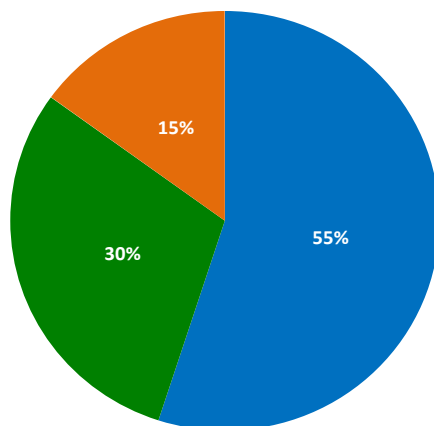
■ Excellent ■ Good ■ Neutral ■ Fair ■ Poor

Bile Leak (referral)



■ Excellent ■ Good ■ Neutral ■ Fair ■ Poor

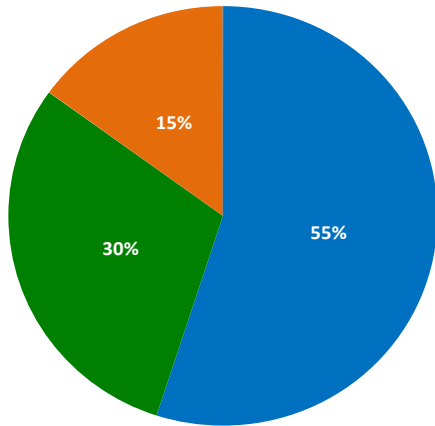
Telephone Conversation (Referral to Surgical Consultant)



■ Excellent ■ Good ■ Neutral ■ Fair ■ Poor

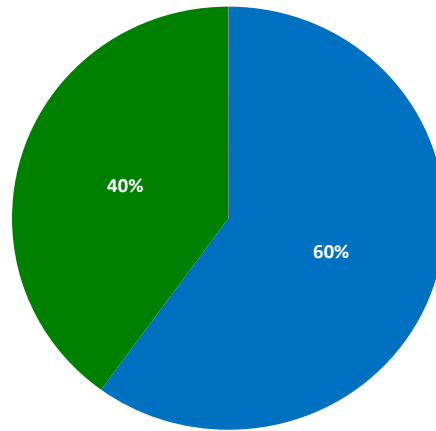
# Overall Teaching Feedback

Telephone Conversation (Referral to CTh Regional Centre)



■ Excellent ■ Good ■ Neutral ■ Fair ■ Poor

How was the general friendliness of the faculty and organisers?



■ Very friendly ■ Friendly ■ Neutral  
■ Not very friendly ■ Can't comment

## Individual Comments

Excellent course with a good faculty and teaching in very clear simple words.

**MA**  
*Queen Elizabeth Medical Centre, Birmingham*

Useful for practicing exams not commonly done if not on that particular surgical rotation.

**RS**  
*Kettering General Hospital, Kettering*

Good.

**VC**  
*Northern General Hospital, Sheffield*

Very good.

**SB**  
*Cavan General Hospital, Ireland*

Really useful course. Well organised.

**GM**  
*Princess Alexandra Hospital, Harlow*

Content was good.

**AW**  
*University Hospital Waterford, Waterford, Ireland*

Very good.

**VS**  
*St Helier Hospital, Carshalton*

Good revision before exam.

**SN**  
*Leicester Royal Infirmary, Leicester*

Very Useful.

**MA**  
*Stepping Hill Hospital, Stockport*



## Individual Comments

Very good.

**HA**  
*Addenbrooke's Hospital, Cambridge*

Good.

**TA**  
*Kettering General Hospital, Kettering*

Good.

**SG**  
*University College Hospital Galway, Galway, Ireland*

Very good course.

**MU**  
*Royal London Hospital, London*

Excellent.

**AA**  
*Birmingham Heartlands Hospital, Birmingham*



# DOCTORS ACADEMY

BETTER EDUCATION. BETTER HEALTH.

Doctors Academy is a UK-based International Non-Profit Organisation comprising of doctors, dentists and scientists that undertakes a diverse range of educational activities globally. The aim of the Academy is to disseminate information and exchange medical knowledge between professionals from diverse backgrounds working in a variety of healthcare settings. This is achieved by the provision of a number of attendance courses, publishing house, online resources and international events/ competitions.

## Courses (a selection):

### Undergraduate:

- Final Year Medicine and Surgical Revision Courses
- Training the Clinical Anatomy Trainer
- Clinical Anatomy as Applied to Trauma and Emergency Medicine
- Surgical Anatomy of Important Operative Procedures
- Future Surgeons: Key Skills (RCSEd delivered)
- Structured Introduction to Surgical Skills

### Postgraduate:

- MRCS Part A
- MRCEM Part A
- MRCS Part B OSCE
- DOHNS: Intensive Revision & OSCE
- Intercollegiate Basic Surgical Skills (RCSEd delivered)
- MRCP PACES Part 2
- FRCS (General Surgery) Exit Exam
- Cadaveric Ultrasound-Guided Musculoskeletal Intervention Course
- Ultrasound-Assisted Botulinum Toxin Injection for Neuromuscular Disorders
- Live Advanced Laparoscopic Colorectal Course



## Forthcoming key events:

- **International Medical Summer School**  
*Manchester, 31<sup>st</sup> July to 4<sup>th</sup> August 2017*
- **International Academic and Research Conference**  
*Manchester, 5<sup>th</sup> August 2017*
- **World University Anatomy Challenge**  
*Manchester, 4<sup>th</sup> August 2017*

## Publications



[publications.doctorsacademy.org](http://publications.doctorsacademy.org)

## World Journal of Medical Education & Research



Peer-reviewed academic journal with ISSN.

- No fee to view, read and download articles
- No subscription charges
- No submission fees
- No manuscript processing fee
- No publishing fee
- No cost to read, write or publish!

[wjmer.co.uk](http://wjmer.co.uk)

## Online Revision Resources

DoctorExams consists of 1000s of questions with detailed explanations in MCQ, EMQ, SBA and SAQ formats. Questions are written by the Doctors Academy group of experienced clinicians and clinical academics, with mock exams and feedback on performance included to aid a candidate's focused revision of topics. Based on past exams, these questions are carefully crafted to suit the requirements of undergraduate students & postgraduate trainees undertaking relevant speciality exams.

### Resources for:

- Medical Students
- Dental Students
- International Entrance Exams
- MRCS Exams
- General Surgery Exams
- Plastic Surgery Exams
- DOHNS Exams

[www.doctorexams.co.uk](http://www.doctorexams.co.uk)

# [www.doctorsacademy.org](http://www.doctorsacademy.org)