



**Intensive Revision Course  
for MRCS Part A Exam**

**Feedback - October 2015**

## Intensive Revision Course for MRCS Part A Exam

Delivered by faculty from the highly acclaimed and reputed Cardiff MRCS OSCE courses, this course was suitable for candidates appearing for the Intercollegiate MRCS Part A exam with one of the Royal College of Surgeons of Great Britain and Ireland.

In the MRCS Part A exam, candidates are expected to demonstrate sufficient knowledge and sound understanding of the application of key basic sciences in surgery. This intensive one-day revision course provided the delegates with an overview of essential applied clinical anatomy, basic physiological principles, principles of surgery, and the rationale behind requesting investigations and instituting management for common surgical conditions and emergencies. In addition to interactive lectures and small group teaching, demonstrations of topographic anatomy were made to emphasise functional and clinical anatomy as tested in the exam. The course taking into consideration the recent changes to the curriculum.

### Course Information

|                     |   |
|---------------------|---|
| <b>Course date:</b> | <b>30<sup>th</sup> October 2015</b>                             |
| <b>Venue:</b>       | <b>Education Centre,<br/>Charing Cross Hospital,<br/>London</b> |
| <b>Attendance:</b>  | <b>19 Delegates</b>   |
| <b>Aimed at:</b>    | <b>FY1<br/>FY2<br/>CT1<br/>CT2</b>                              |
| <b>Course fee:</b>  | <b>£145</b>   |

Delegates that attended this course also received **FREE** online access to MRCS Part A practice exam questions for a six month period at:

[www.doctorexams.co.uk](http://www.doctorexams.co.uk)

Online access provided immediately upon confirmation of a place.



## Course Programme

|             |   |
|-------------|---|
| 0830 - 0840 | Registration  |
| 0840 - 0845 | Introduction  |
| 0845 - 0915 | Pre-course assessment   |
| 0920 - 0950 | Brachial plexus, arm, shoulder, scapula, back, rotator cuff and cubital fossa |
| 0950 - 1005 | Forearm, flexor retinaculum & hand  |
| 1005 - 1035 | Thorax, Mediastinum, Heart & Lungs  |
| 1035 - 1040 | Diaphragm   |

**1040 - 1045** **Break for refreshments**

|             |                                 |
|-------------|---------------------------------|
| 1100 - 1140 | Cardiovascular Physiology       |
| 1140 - 1220 | Spinal Cord and Neurophysiology |
| 1220 - 1250 | Endocrine Physiology            |
| 1250 - 1304 | Burns                           |

**1305 - 1335** **Lunch break**

|             |                                      |
|-------------|--------------------------------------|
| 1340 - 1410 | Renal Physiology                     |
| 1410 - 1440 | Respiratory Physiology               |
| 1440 - 1500 | Critical care physiology             |
| 1450 - 1520 | HPB Pathologies and Upper GI Surgery |
| 1520 - 1530 | Sutures and diathermy                |

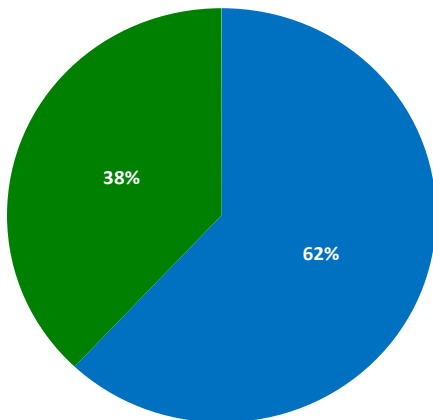
**1530 - 1545** **Break for refreshments**

## Course Programme

|             |  |
|-------------|--|
| 1545 - 1615 | Anatomy of Head, Neck and Scalp                |
| 1615 - 1635 | IBD and Lower GI Pathologies                   |
| 1635 - 1645 | Stoma  |
| 1645 - 1715 | Anatomy of Abdomen, Inguinal Region and Pelvis |
| 1715 - 1745 | Lower Limb Anatomy                             |
| 1745 - 1750 | Local anaesthetics                             |
| 1750 - 1800 | Skin Cancers                                   |
| 1800 - 1820 | Vascular Surgery                               |
| 1820 - 1830 | Lower Leg Ulcers                               |
| 1830 - 1840 | Thyroid pathologies                            |
| 1840 - 1850 | Breast pathologies                             |
| 1850 - 1920 | Orthopaedics and Trauma                        |
| 1920        | Summary and Close                              |

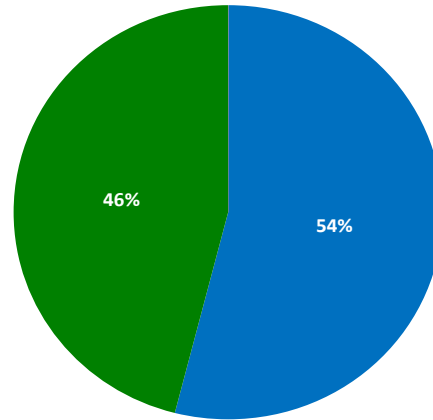
# Overall Teaching Feedback

How was the content of the course?



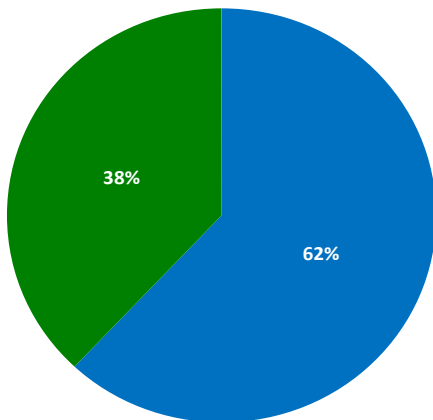
■ Excellent ■ Good ■ Neutral ■ Fair ■ Poor

How was the clarity of presentations?



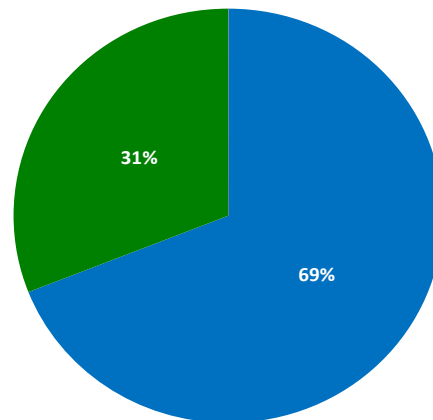
■ Excellent ■ Good ■ Neutral ■ Fair ■ Poor

How would you rate the relevance of the course to your exam?



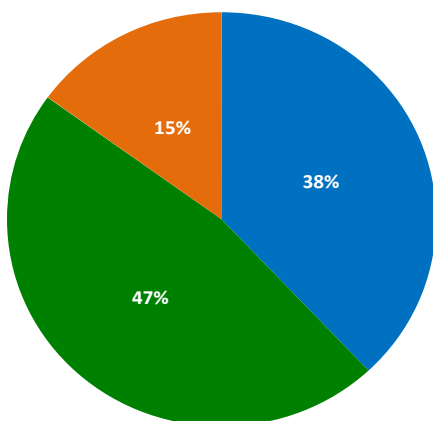
■ Excellent ■ Good ■ Neutral ■ Fair ■ Poor

How would you rate the general academic standard of the lectures?



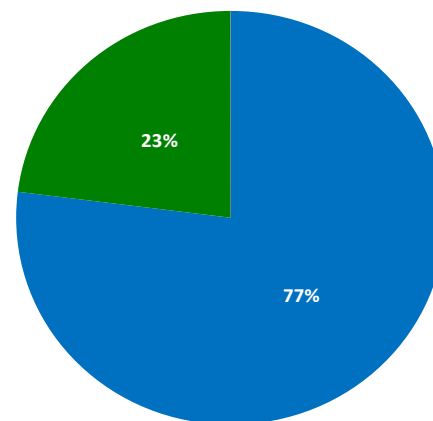
■ Excellent ■ Good ■ Neutral ■ Fair ■ Poor

How useful was the pre-course assessment and feedback with scores?



■ Very useful ■ Useful ■ Neutral ■ Limited usefulness ■ Useless

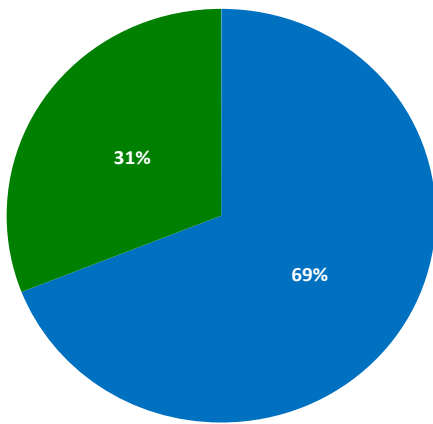
Brachial Plexus, Arm, Shoulder



■ Excellent ■ Good ■ Neutral ■ Fair ■ Poor

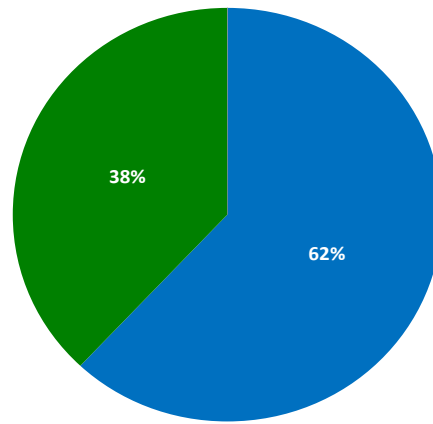
# Overall Teaching Feedback

Cubital Fossa,Forearm & Hand



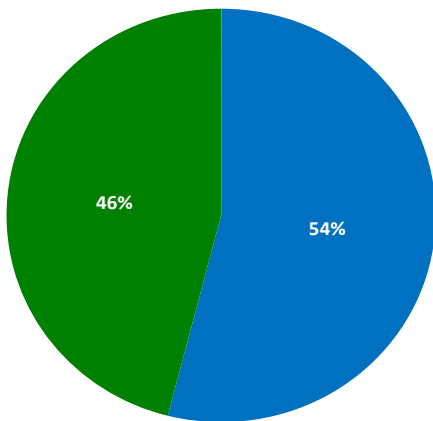
■ Excellent ■ Good ■ Neutral ■ Fair ■ Poor

Head and Neck



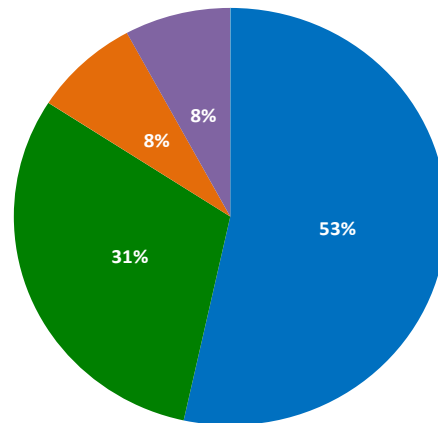
■ Excellent ■ Good ■ Neutral ■ Fair ■ Poor

Mediastinum and Diaphragm



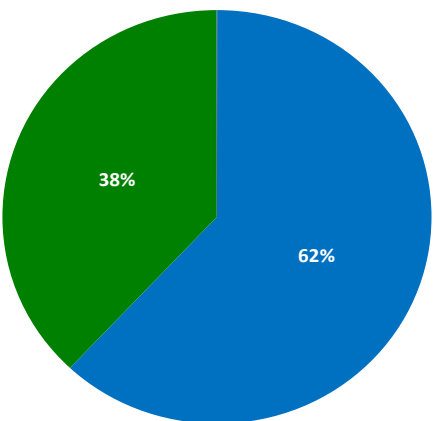
■ Excellent ■ Good ■ Neutral ■ Fair ■ Poor

Vascular Anatomy



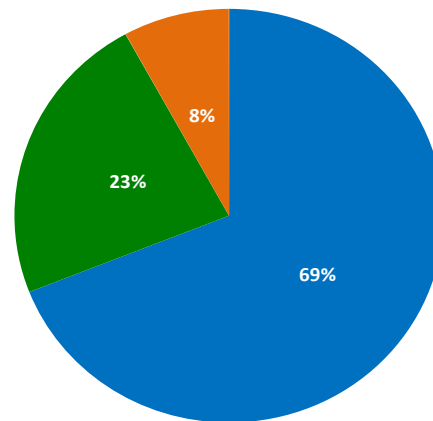
■ Excellent ■ Good ■ Neutral ■ Fair ■ Poor

Anterior Abdominal Wall



■ Excellent ■ Good ■ Neutral ■ Fair ■ Poor

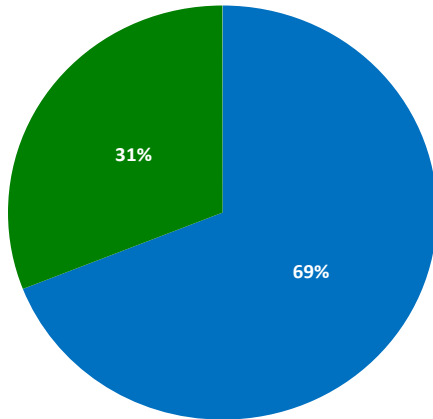
Abdominal Anatomy



■ Excellent ■ Good ■ Neutral ■ Fair ■ Poor

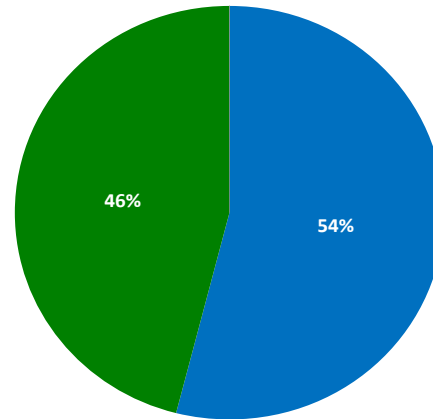
# Overall Teaching Feedback

### Lumbar and Lumbosacral Plexus



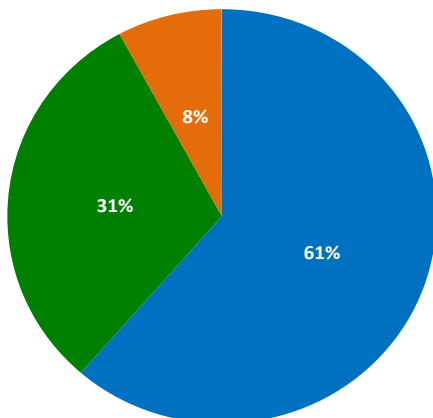
■ Excellent ■ Good ■ Neutral ■ Fair ■ Poor

### Femoral Triangle, Thigh, Popliteal Fossa



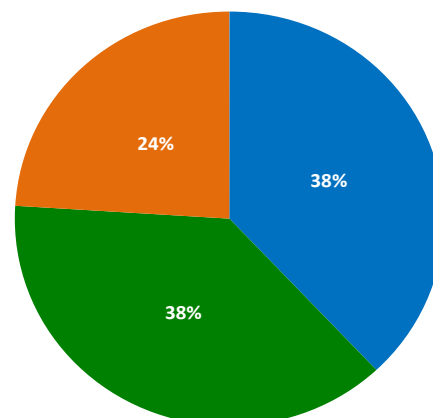
■ Excellent ■ Good ■ Neutral ■ Fair ■ Poor

### Lower Leg, Ankle and Foot



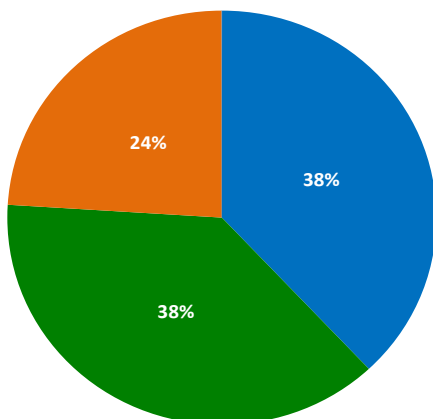
■ Excellent ■ Good ■ Neutral ■ Fair ■ Poor

### Upper GI Surgery



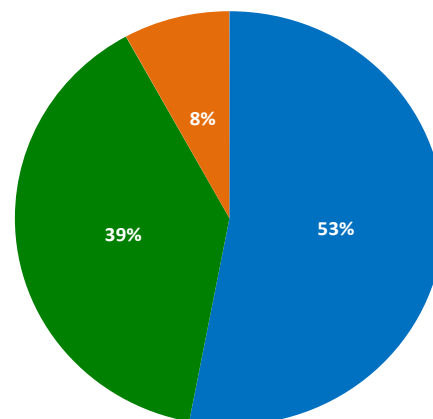
■ Excellent ■ Good ■ Neutral ■ Fair ■ Poor

### Colorectal Cancer and Resections



■ Excellent ■ Good ■ Neutral ■ Fair ■ Poor

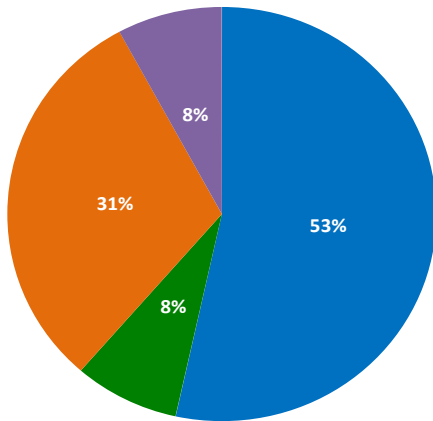
### Wound Healing and Local Anaesthesia



■ Excellent ■ Good ■ Neutral ■ Fair ■ Poor

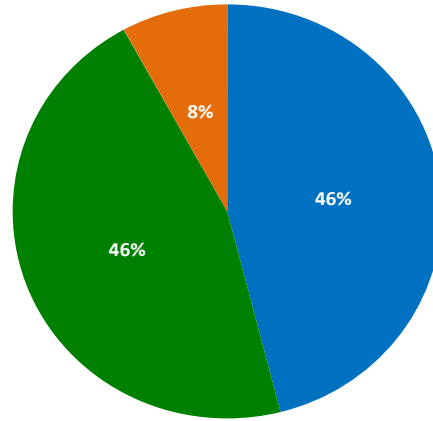
# Overall Teaching Feedback

Post-Operative Complications



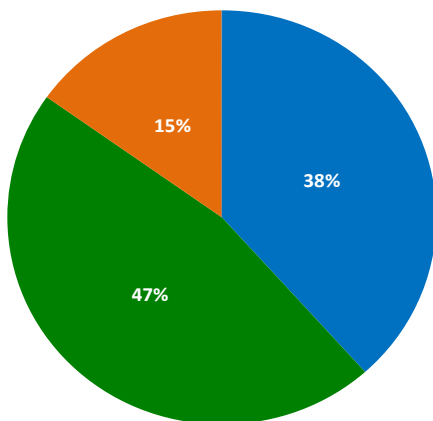
■ Excellent ■ Good ■ Neutral ■ Fair ■ Poor

Burns



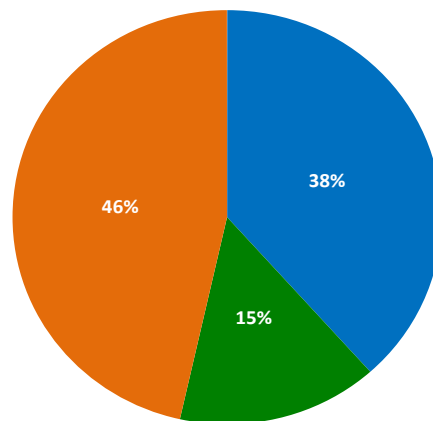
■ Excellent ■ Good ■ Neutral ■ Fair ■ Poor

Skin Cancers



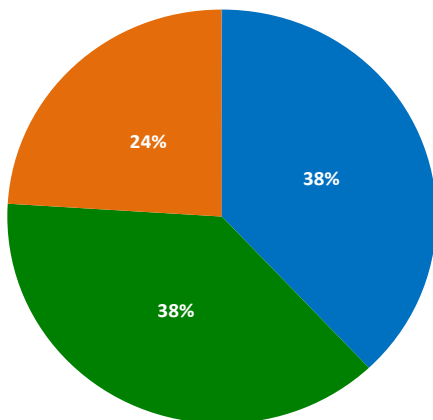
■ Excellent ■ Good ■ Neutral ■ Fair ■ Poor

Sutures



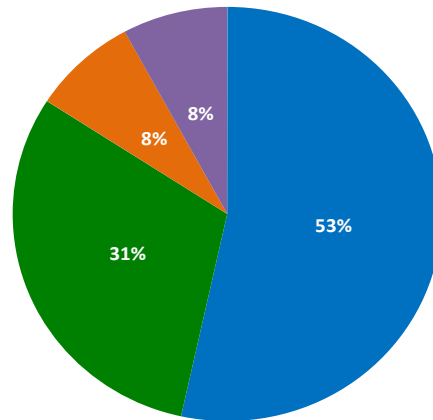
■ Excellent ■ Good ■ Neutral ■ Fair ■ Poor

Trauma and Head Injury



■ Excellent ■ Good ■ Neutral ■ Fair ■ Poor

Critical Care Physiology

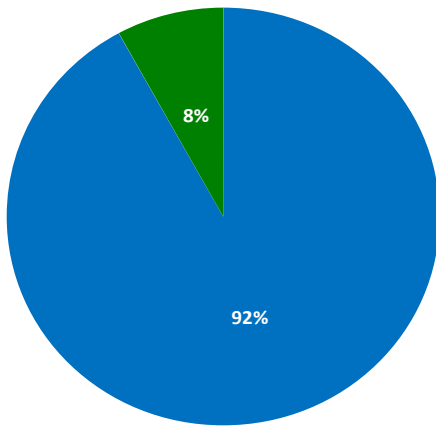


■ Excellent ■ Good ■ Neutral ■ Fair ■ Poor



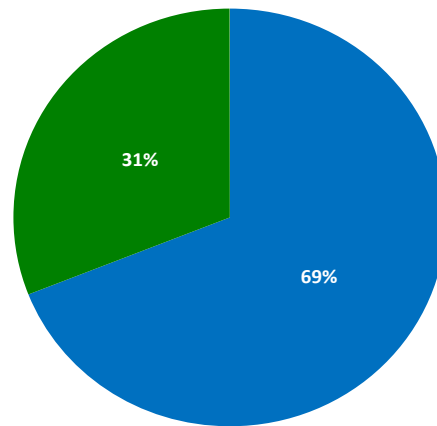
# Overall Teaching Feedback

How was the general friendliness of the organisers?



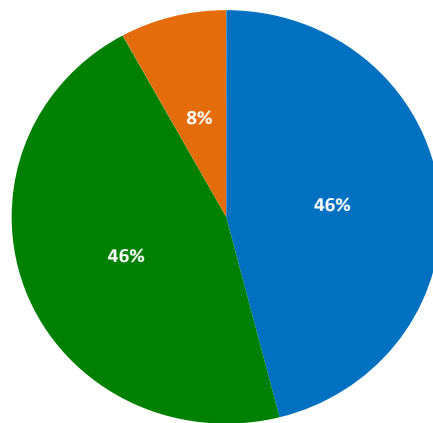
■ Very friendly ■ Friendly  
■ Not very friendly ■ Can't comment

Would you recommend this course to a friend?



■ Most certainly ■ Certainly  
■ Probably ■ Unlikely ■ Not at all

Do you think that this course provided good value for money?



■ Most certainly ■ Certainly  
■ Probably ■ Unlikely ■ Not at all

## Individual Comments

It was very useful.

**KM**

***West Middlesex University Hospital, Isleworth, UK***

Very satisfied with the outcome of the course and the organisation of the staff. Very pleased with the quality of the presentations and teaching.

**FS**

***Glenfield Hospital, Leicester, UK***

It was well executed, would have loved more physiology sessions e.g. renal physiology.

**CB**

***Medway Maritime Hospital, Gillingham, UK***

Really very good.

**WE**

***St.James's Hospital, Ireland***

The course was very informative, although a huge load of information for a one day, but none the less a very good course.

**MK**

***Maidstone Hospital, Maidstone, UK***

The course was very useful.

**NN**

***Queen Alexandra Hospital, Portsmouth, UK***

I found the course useful and relevant to the exam preparation. Excellent course.

**AA**

***Darent Valley Hospital, Dartford, UK***

Good course and faculty. The course was very interactive. High quality and relevant presentations. The topics covered were appropriate for exam preparation.

**PO**

***Royal Sussex County Hospital, Brighton, UK***

The course was good and provided excellent value for money. I will definitely recommend it to my friends.

**SZ**

***Queen's Medical Centre, Nottingham, UK***



# DOCTORS ACADEMY

BETTER EDUCATION. BETTER HEALTH.

Doctors Academy is an UK-based International Non-Profit Organisation comprising of doctors, dentists and scientists that undertakes a diverse range of educational activities globally. The aim of the Academy is to disseminate information and exchange medical knowledge between professionals from diverse backgrounds working in a variety of healthcare settings. This is achieved by the provision of a number of attendance courses, publishing house, online resources and international events/ competitions.

## Courses (a selection):

### Undergraduate:

- Final Year Medicine and Surgical Revision Courses
- Training the Clinical Anatomy Trainer
- Clinical Anatomy as Applied to Trauma and Emergency Medicine
- Surgical Anatomy of Important Operative Procedures
- Future Surgeons: Key Skills (RCSEd delivered)
- Structured Introduction to Surgical Skills

### Postgraduate:

- MRCS Part A
- MRCEM Part A
- MRCS Part B OSCE
- DOHNS: Intensive Revision & OSCE
- Intercollegiate Basic Surgical Skills (RCSEd delivered)
- MRCP PACES Part 2
- FRCS (General Surgery) Exit Exam
- Cadaveric Ultrasound-Guided Musculoskeletal Intervention Course
- Ultrasound-Assisted Botulinum Toxin Injection for Neuromuscular Disorders
- Live Advanced Laparoscopic Colorectal Course



## Forthcoming key events:

- **International Medical Summer School**  
*Manchester, 1<sup>st</sup> - 5<sup>th</sup> August 2016*
- **International Academic and Research Conference**  
*Manchester, 6<sup>th</sup> August 2016*
- **World University Anatomy Challenge**  
*Manchester, 5<sup>th</sup> August 2016*

## Publications



[publications.doctorsacademy.org](http://publications.doctorsacademy.org)

## World Journal of Medical Education & Research



Peer-reviewed academic journal  
with ISSN.

- No fee to view, read and download articles
- No subscription charges
- No submission fees
- No manuscript processing fee
- No publishing fee
- No cost to read, write or publish!

[wjmer.co.uk](http://wjmer.co.uk)

## Online Revision Resources

DoctorExams consists of 1000s of questions with detailed explanations in MCQ, EMQ, SBA and SAQ formats. Questions are written by the Doctors Academy group of experienced clinicians and clinical academics, with mock exams and feedback on performance included to aid a candidate's focused revision of topics. Based on past exams, these questions are carefully crafted to suit the requirements of undergraduate students & postgraduate trainees undertaking relevant speciality exams.

### Resources for:

- Medical Students
- Dental Students
- International Entrance Exams
- MRCS Exams
- General Surgery Exams
- Plastic Surgery Exams
- DOHNS Exams

[www.doctorexams.co.uk](http://www.doctorexams.co.uk)

# [www.doctorsacademy.org](http://www.doctorsacademy.org)