

**Intensive Revision Course
for MRCS Part A Exam**

Feedback - July 2015

Intensive Revision Course for MRCS Part A Exam

Delivered by faculty from the highly acclaimed and reputed Cardiff MRCS OSCE courses, this course was suitable for candidates appearing for the Intercollegiate MRCS Part A exam with one of the Royal College of Surgeons of Great Britain and Ireland.

In the MRCS Part A exam, candidates are expected to demonstrate sufficient knowledge and sound understanding of the application of key basic sciences in surgery. This intensive one-day revision course provided the delegates with an overview of essential applied clinical anatomy, basic physiological principles, principles of surgery, and the rationale behind requesting investigations and instituting management for common surgical conditions and emergencies. In addition to interactive lectures and small group teaching, demonstrations of topographic anatomy were made to emphasise functional and clinical anatomy as tested in the exam. The course taking into consideration the recent changes to the curriculum.

Course Information

Course date:	17th July 2015
Venue:	Education Centre, Christie Hospital, Manchester
Attendance:	18 Delegates
Aimed at:	FY1 FY2 CT1 CT2
Course fee:	£145

Delegates that attended this course also received **FREE** online access to **MRCS Part A** practice exam questions for a six month period at:

www.doctorexams.co.uk

Online access provided immediately upon confirmation of a place.



Course Programme

0830 - 0840	Registration	Registration team
0840 – 0845	Introduction	Prof Stuart Enoch & Dr Yan Mei Goh
0845 – 0915	Pre-course assessment	Dr Yan Mei Goh
0920 - 0950	Brachial plexus, arm, shoulder, scapula, back, rotator cuff and cubital fossa	Prof Stuart Enoch
0950 - 1005	Forearm, flexor retinaculum & hand	Prof Stuart Enoch
1005 – 1035	Thorax, Mediastinum, Heart & Lungs	Prof Stuart Enoch
1035 - 1040	Diaphragm	Prof Stuart Enoch

1040 - 1045 Break for refreshments

1100 - 1140	Cardiovascular Physiology	Dr Richard Taylor
1140 - 1220	Spinal Cord and Neurophysiology	Dr Richard Taylor
1220 - 1250	Endocrine Physiology	Dr Richard Taylor
1250 - 1304	Burns	Prof Stuart Enoch

1305 - 1335 Lunch break

1340 - 1410	Renal Physiology	Dr Richard Taylor
1410 - 1440	Respiratory Physiology	Dr Richard Taylor
1440 - 1500	Critical care physiology	Dr Richard Taylor
1450 - 1520	HPB Pathologies and Upper GI Surgery	Dr Yan Mei Goh
1520 - 1530	Sutures and diathermy	Dr Yan Mei Goh

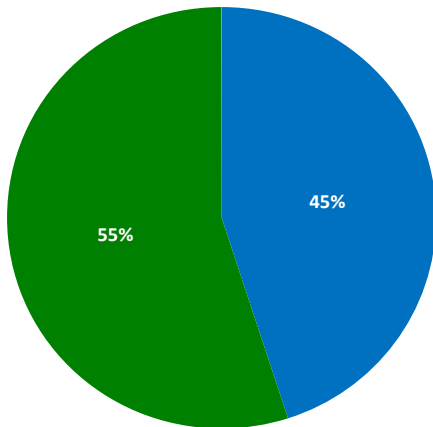
1530 - 1545 Break for refreshments

Course Programme

1545 - 1615	Anatomy of Head, Neck and Scalp	Prof Stuart Enoch
1615 - 1635	IBD and Lower GI Pathologies	Dr Yan Mei Goh
1635 - 1645	Stoma	Dr Yan Mei Goh
1645 - 1715	Anatomy of Abdomen, Inguinal Region and Pelvis	Prof Stuart Enoch
1715 - 1745	Lower Limb Anatomy	Prof Stuart Enoch
1745 - 1750	Local anaesthetics	Prof Stuart Enoch
1750 - 1800	Skin Cancers	Prof Stuart Enoch
1800 - 1820	Vascular Surgery	Prof Stuart Enoch
1820 - 1830	Lower Leg Ulcers	Prof Stuart Enoch
1830 - 1840	Thyroid pathologies	Prof Stuart Enoch
1840 - 1850	Breast pathologies	Prof Stuart Enoch
1850 - 1920	Orthopaedics and Trauma	Prof Stuart Enoch & Dr Yan Mei Goh
1920	Summary and Close	Prof Stuart Enoch & Dr Yan Mei Goh

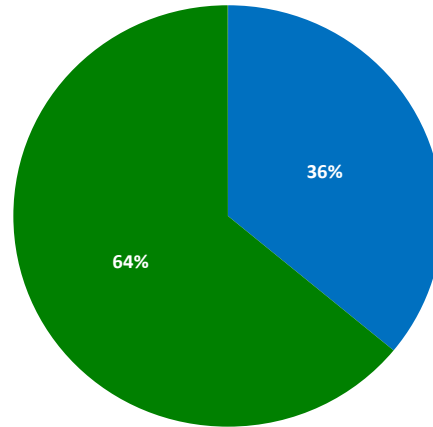
Overall Teaching Feedback

How was the content of the course?



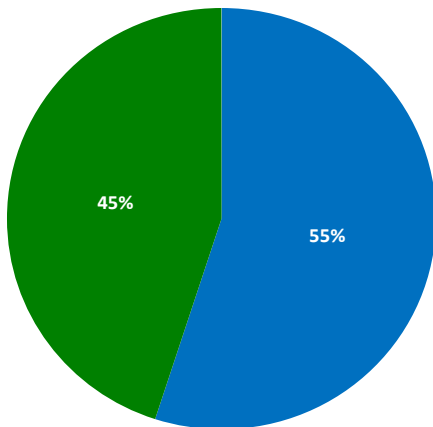
■ Excellent ■ Good ■ Neutral ■ Fair ■ Poor

How was the clarity of presentations?



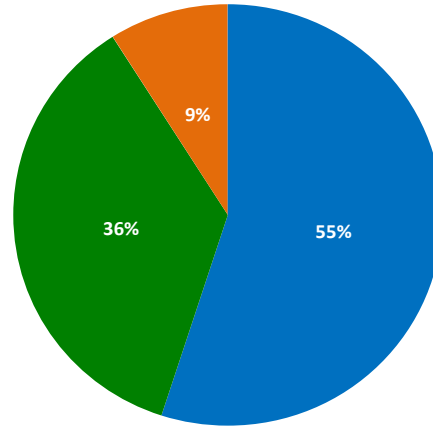
■ Excellent ■ Good ■ Neutral ■ Fair ■ Poor

How do you rate the relevance of the course to your exam?



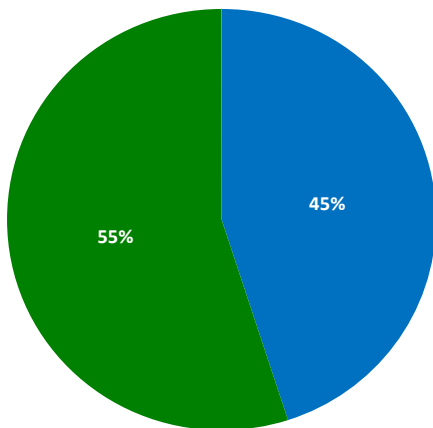
■ Excellent ■ Good ■ Neutral ■ Fair ■ Poor

How would you rate the general academic standard of the lectures?



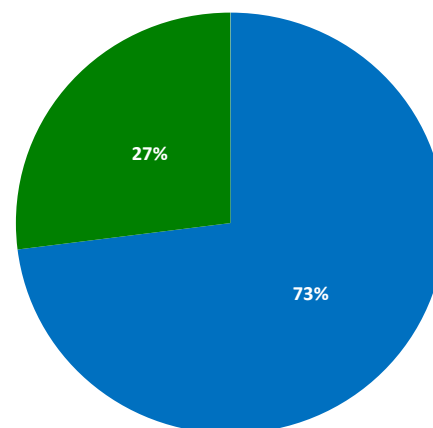
■ Excellent ■ Good ■ Neutral ■ Fair ■ Poor

How useful was the pre-course assessment and feedback with scores?



■ Very useful ■ Useful ■ Neutral ■ Limited usefulness ■ Useless

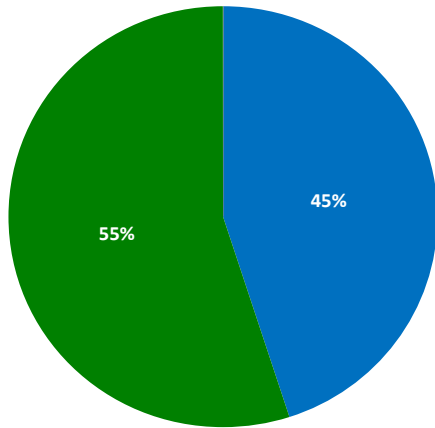
Brachial Plexus, Arm, Shoulder, Scapula, Back, Rotator Cuff & Cubital Fossa



■ Excellent ■ Good ■ Neutral ■ Fair ■ Poor

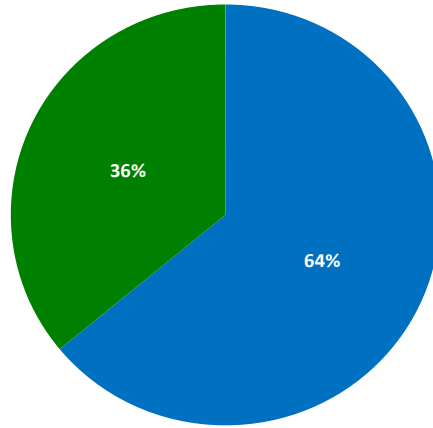
Overall Teaching Feedback

Forearm, Flexor Retinaculum & Hand



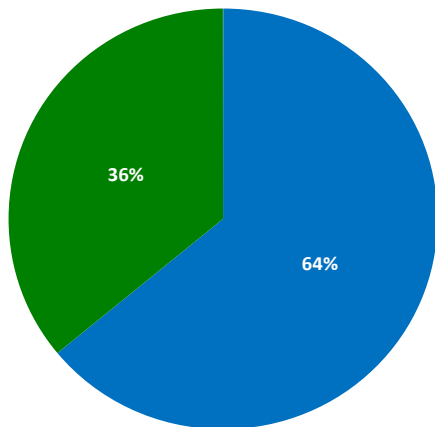
■ Excellent ■ Good ■ Neutral ■ Fair ■ Poor

Spinal Cord Anatomy & Neurophysiology



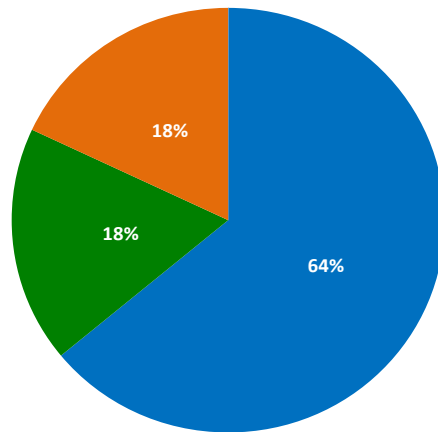
■ Excellent ■ Good ■ Neutral ■ Fair ■ Poor

Diaphragm



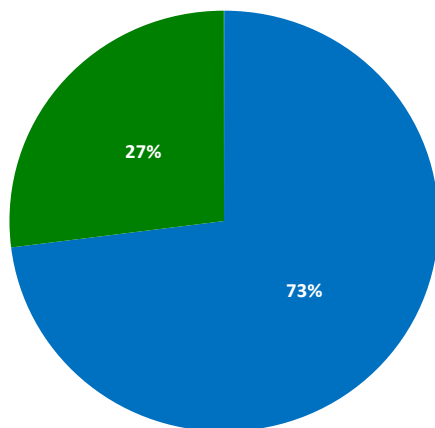
■ Excellent ■ Good ■ Neutral ■ Fair ■ Poor

Cardiovascular Physiology



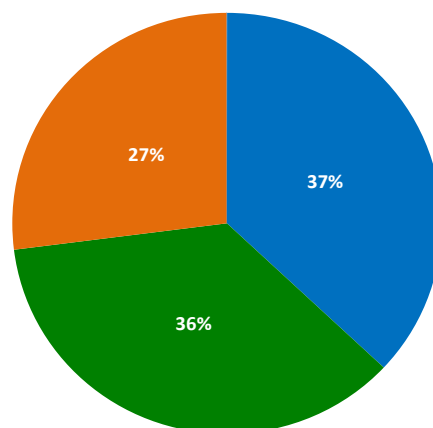
■ Excellent ■ Good ■ Neutral ■ Fair ■ Poor

Thorax, Mediastinum, Heart & Lungs



■ Excellent ■ Good ■ Neutral ■ Fair ■ Poor

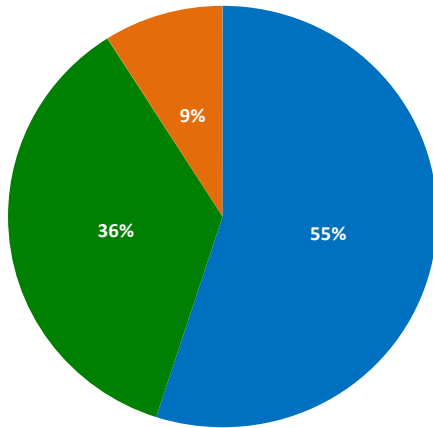
Endocrine Physiology



■ Excellent ■ Good ■ Neutral ■ Fair ■ Poor

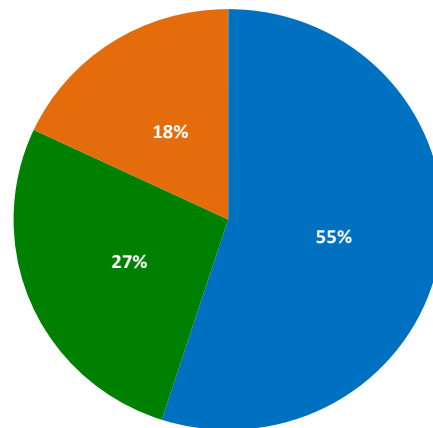
Overall Teaching Feedback

Burns



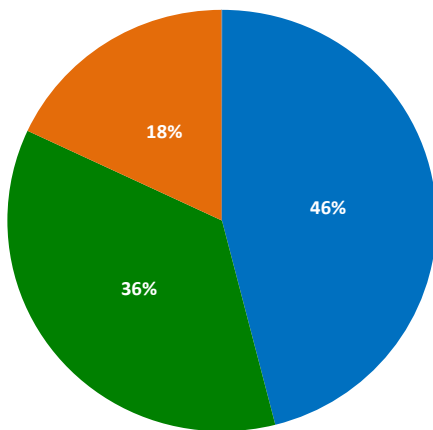
■ Excellent ■ Good ■ Neutral ■ Fair ■ Poor

Renal Physiology



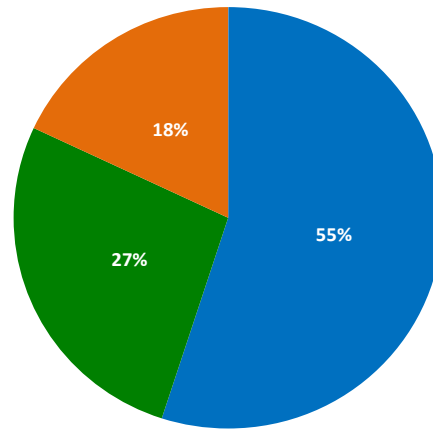
■ Excellent ■ Good ■ Neutral ■ Fair ■ Poor

HPB Pathologies & Upper GI Surgery



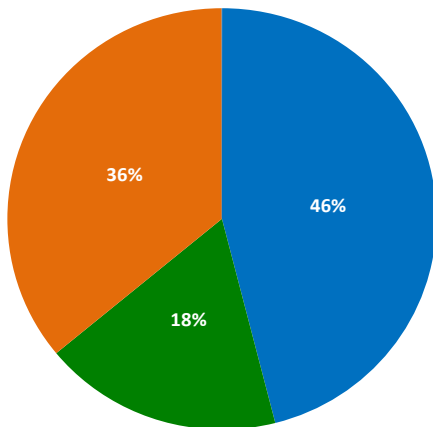
■ Excellent ■ Good ■ Neutral ■ Fair ■ Poor

Critical Care Physiology



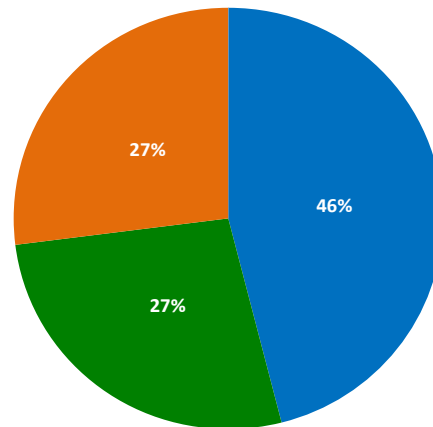
■ Excellent ■ Good ■ Neutral ■ Fair ■ Poor

Respiratory Physiology



■ Excellent ■ Good ■ Neutral ■ Fair ■ Poor

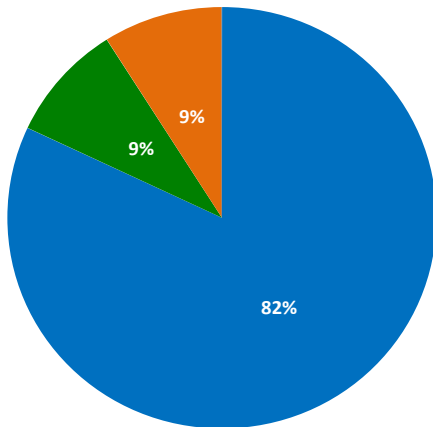
Sutures & Diathermy



■ Excellent ■ Good ■ Neutral ■ Fair ■ Poor

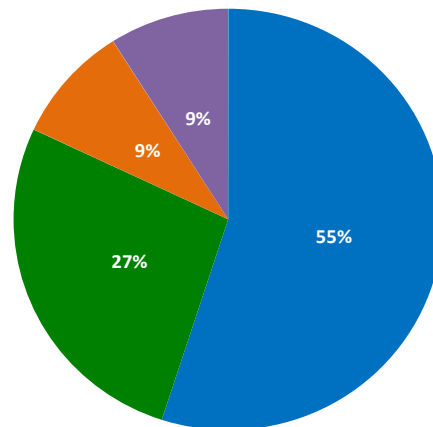
Overall Teaching Feedback

Anatomy of Head, Neck & Scalp



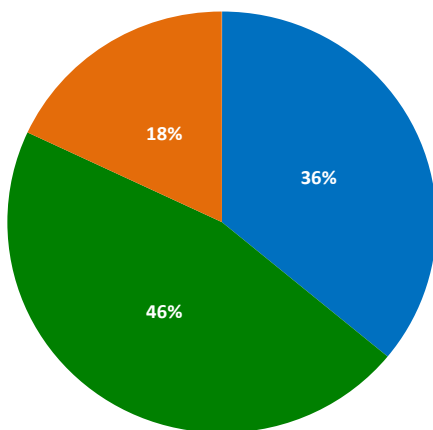
■ Excellent ■ Good ■ Neutral ■ Fair ■ Poor

IBD & Lower GI Pathologies



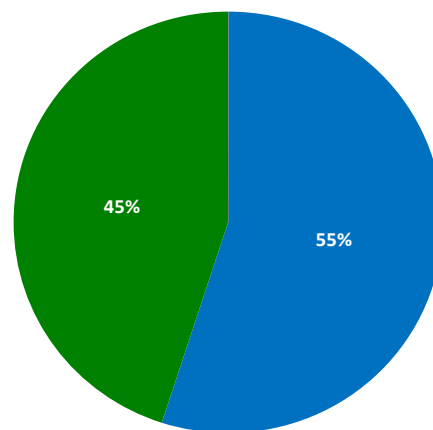
■ Excellent ■ Good ■ Neutral ■ Fair ■ Poor

Stoma



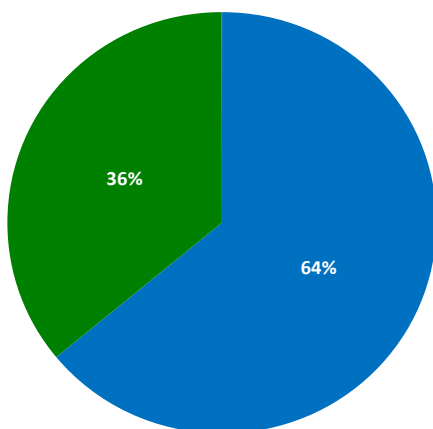
■ Excellent ■ Good ■ Neutral ■ Fair ■ Poor

Anatomy of Abdomen, Inguinal Region & Pelvis



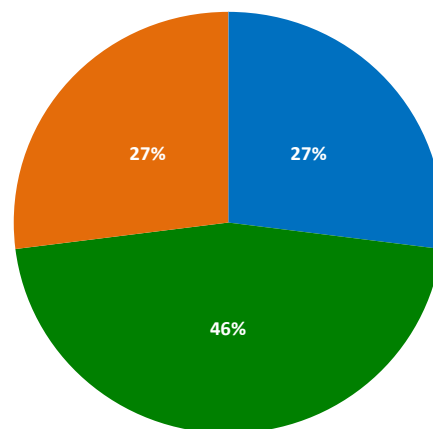
■ Excellent ■ Good ■ Neutral ■ Fair ■ Poor

Lower Limb Anatomy



■ Excellent ■ Good ■ Neutral ■ Fair ■ Poor

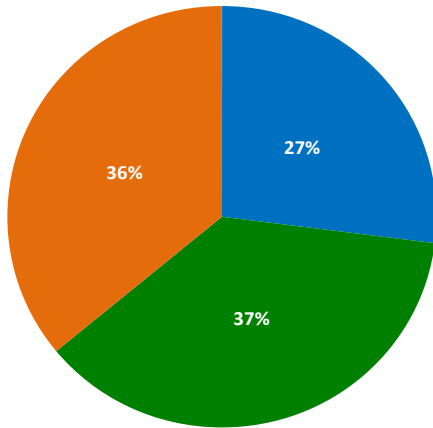
Local Anaesthetics



■ Excellent ■ Good ■ Neutral ■ Fair ■ Poor

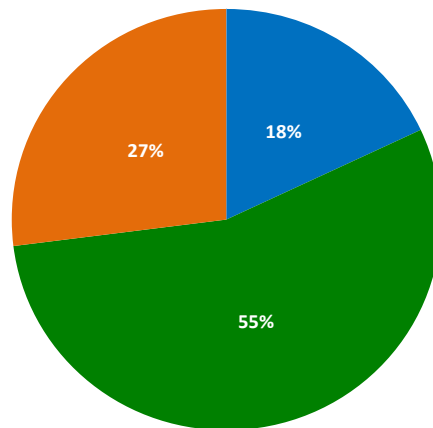
Overall Teaching Feedback

Skin Cancers



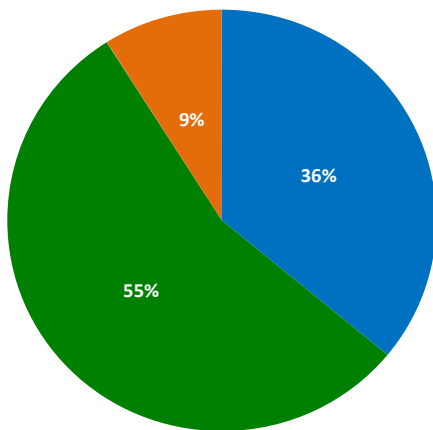
■ Excellent ■ Good ■ Neutral ■ Fair ■ Poor

Vascular Surgery



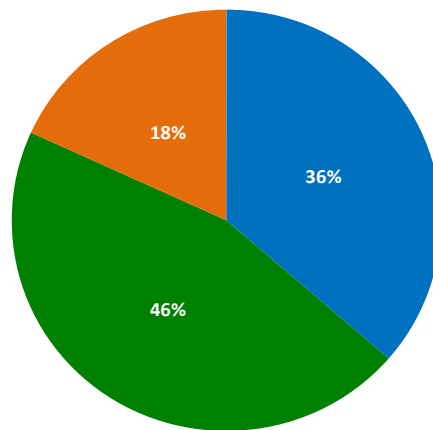
■ Excellent ■ Good ■ Neutral ■ Fair ■ Poor

Lower Leg Ulcers



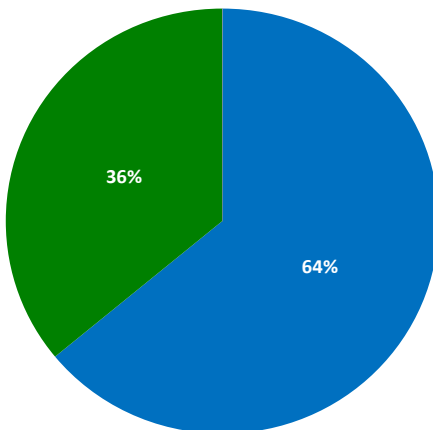
■ Excellent ■ Good ■ Neutral ■ Fair ■ Poor

Trauma



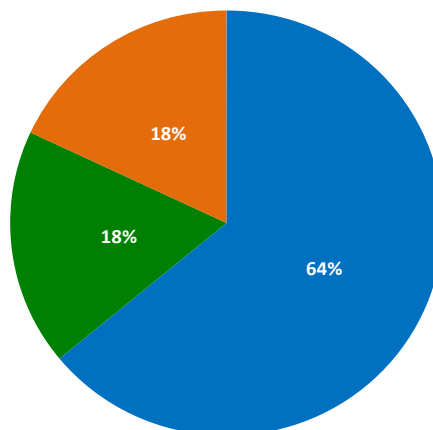
■ Excellent ■ Good ■ Neutral ■ Fair ■ Poor

How was the general friendliness of the organisers?



■ Very friendly ■ Friendly ■ Neutral ■ Not very friendly ■ Can't comment

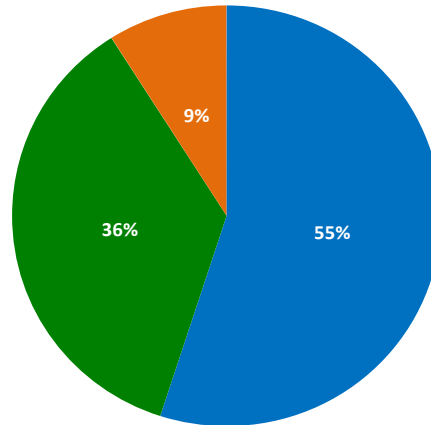
Would you recommend this course to a friend?



■ Most certainly ■ Certainly ■ Probably ■ Unlikely ■ Not at all

Overall Teaching Feedback

Do you think that this course provided good value for money?



■ Most certainly ■ Certainly ■ Probably ■ Unlikely ■ Not at all

Individual Comments

Presentations were good. Very good value for money and would highly recommend it.

Dr Virangna Taneja
University Hospital, Coventry, UK

It was very good course, I really liked it. I found it challenging to cope with some of the physiology presentations due to the big topics, but it was still useful. I have already recommended this course to friends.

Dr Mostfa Eljafari
Causeway Hospital, Coleraine, UK

It was a highly focused course delivering good quality material.

Mr Shaddy Ghazal
Southmead Hospital, Bristol, UK

Very intensive but excellent course.

Dr Anthony Dyal
Alexandra Hospital, Redditch, UK

The course was relevant for the MRCS A exams. Each session started promptly and the lecturers were very dedicated. The content was quite extensive to be covered in a day and would suggest that maybe it would be more useful if it was spread over 2-3 days to enable us candidates to assimilate what is being thought. Overall very good course.

Dr Rimmala Suppiah
Royal Shrewsbury Hospital, Shrewsbury, UK

Very well organised and pre-course information and presentations proved valuable. The facilities were excellent (location, parking and food) and great value for money. An intense course but thoroughly beneficial!

Dr Grainne Mckernan
Leighton Hospital, Crewe, UK

The anatomy teaching was absolutely amazing. If we had to pay just for the anatomy lectures alone it would be very much worth it.

Dr Helai Habib
Dumfries & Galloway Royal Infirmary, Dumfries, UK

Very good highly recommended.

Dr Mohammad Yasine Husnoo
Royal Blackburn Hospital, Blackburn, UK

Very worth it. Excellent course. Would highly recommend it.

Ms Lylas Aljohmani
St. James's Hospital Dublin, UK



DOCTORS ACADEMY

BETTER EDUCATION. BETTER HEALTH.

Doctors Academy is an UK-based International Non-Profit Organisation comprising of doctors, dentists and scientists that undertakes a diverse range of educational activities globally. The aim of the Academy is to disseminate information and exchange medical knowledge between professionals from diverse backgrounds working in a variety of healthcare settings. This is achieved by the provision of a number of attendance courses, publishing house, online resources and international events/ competitions.

Courses (a selection):

Undergraduate:

- Final Year Medicine and Surgical Revision Courses
- Training the Clinical Anatomy Trainer
- Clinical Anatomy as Applied to Trauma and Emergency Medicine
- Surgical Anatomy of Important Operative Procedures
- Future Surgeons: Key Skills (RCSEd delivered)
- Structured Introduction to Surgical Skills

Postgraduate:

- MRCS Part A
- MRCEM Part A
- MRCS Part B OSCE
- DOHNS: Intensive Revision & OSCE
- Intercollegiate Basic Surgical Skills (RCSEd delivered)
- MRCP PACES Part 2
- FRCS (General Surgery) Exit Exam
- Cadaveric Ultrasound-Guided Musculoskeletal Intervention Course
- Ultrasound-Assisted Botulinum Toxin Injection for Neuromuscular Disorders
- Live Advanced Laparoscopic Colorectal Course



Forthcoming key events:

- **International Medical Summer School**
Manchester, 1st - 5th August 2016
- **International Academic and Research Conference**
Manchester, 6th August 2016
- **World University Anatomy Challenge**
Manchester, 5th August 2016

Publications



publications.doctorsacademy.org

World Journal of Medical Education & Research



Peer-reviewed academic journal
with ISSN.

- No fee to view, read and download articles
- No subscription charges
- No submission fees
- No manuscript processing fee
- No publishing fee
- No cost to read, write or publish!

wjmer.co.uk

Online Revision Resources

DoctorExams consists of 1000s of questions with detailed explanations in MCQ, EMQ, SBA and SAQ formats. Questions are written by the Doctors Academy group of experienced clinicians and clinical academics, with mock exams and feedback on performance included to aid a candidate's focused revision of topics. Based on past exams, these questions are carefully crafted to suit the requirements of undergraduate students & postgraduate trainees undertaking relevant speciality exams.

Resources for:

- Medical Students
- Dental Students
- International Entrance Exams
- MRCS Exams
- General Surgery Exams
- Plastic Surgery Exams
- DOHNS Exams

www.doctorexams.co.uk

www.doctorsacademy.org