



**Training The Clinical  
Anatomy Trainer - Level 1**

**Feedback - December 2016**

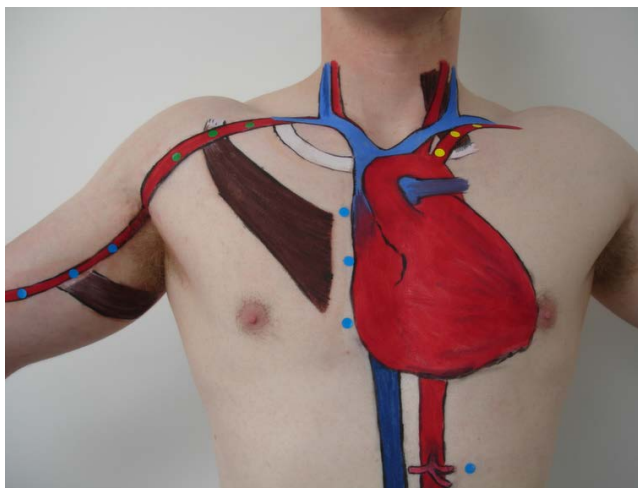
## Training The Clinical Anatomy Trainer - Level 1

The aim of this 'Training the Clinical Anatomy Trainer - Level 1' course, which was taught by surgeons, was to provide delegates with a sound understanding of applied clinical anatomy pertinent to senior medical students and foundation doctors. The course was predominantly delivered through surface anatomy demonstration as applied to trauma, assessment of nerve injuries, surgical incisions, and the anatomy encountered during common operative procedures.

The course used imaginative artwork to identify important surface anatomy landmarks pertinent to surgical procedures and trauma. This was complemented by traditional teaching and interactive focus-group workshops which covered the fundamental principles of local and regional anaesthetics, essential concepts in wound healing, and an overview of sutures and suture materials. In order to successfully complete the course, delegates were required to obtain a mark of 70% in the above areas after being formally assessed in the form of spotters and viva-voce. It is hoped that, on completion of this course, delegates gained sufficient knowledge and understanding to teach their juniors in a formal manner. Furthermore, successful candidates were provided with a teaching certificate to validate this.

### Course Information

<b>Course date:</b>	<b>11<sup>th</sup> December 2016</b>
<b>Venue:</b>	<b>Chancellor's Building University of Edinburgh Scotland</b>
<b>Attendance:</b>	<b>33 Delegates</b>
<b>Aimed at:</b>	<b>Medical Students FY1 FY2</b>
<b>Course fee:</b>	<b>£30 Student £55 Doctor</b>

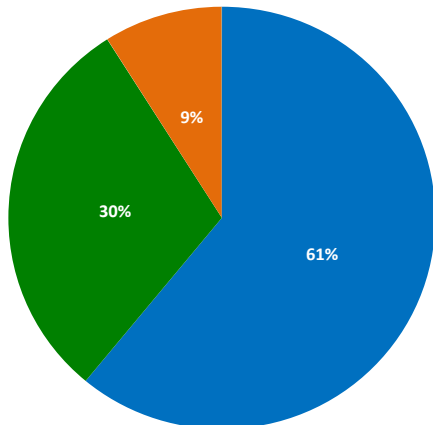


## Course Programme

0830 - 0840	Registration
0840 - 0850	Introduction to the course and format
0850 - 0920	Pre-Course Assessment (formative)
0920 - 1030	Upper Limb (Brachial Plexus, Arm, Shoulder, Scapula, Rotator Cuff Cubital Fossa, Forearm)
1030 - 1110	Scalp, Head, Face and Neck
<b>1110 - 1130</b>	<b>Break for Refreshments</b>
1130 - 1150	Lumbar and Lumbosacral Plexus
1150 - 1245	Lower Limb (Femoral Triangle, Thigh, Popliteal Fossa; Lower Leg, Ankle and Foot)
1245 - 1300	Wound Healing and Sutures; Local Anaesthetics
<b>1330 - 1340</b>	<b>Lunch</b>
1340 - 1410	Thoracic Wall, Mediastinum, Heart and Lungs
1410 - 1430	Vascular Anatomy
1430 - 1540	Diaphragm; Transpyloric Plane, Anterior Abdominal Wall and Inguinal Region; Abdominal and Pelvic Anatomy
<b>1540 - 1555</b>	<b>Break for Refreshments</b>
1555 - 1735	Post-Course Assessment and Viva Exam 1555 - 1645 Group 1 - Written Assessment 1555 - 1645 Group 2 - Viva 1645 - 1735 Group 1 - Viva 1645 - 1735 Group 2 - Written Assessment
1735 - 1745	Summary, Feedback and End of Course

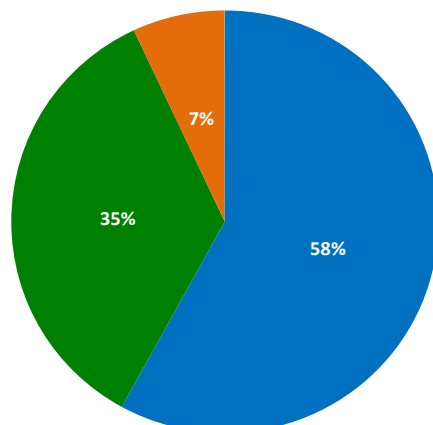
# Overall Course Feedback

How was the overall content of the course?



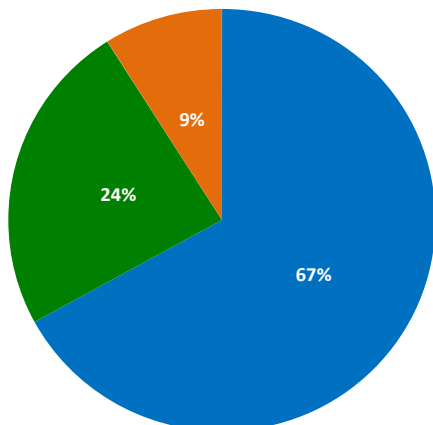
■ Excellent ■ Very Good ■ Good ■ Fair ■ Poor

How was the clarity of demonstrations and presentations?



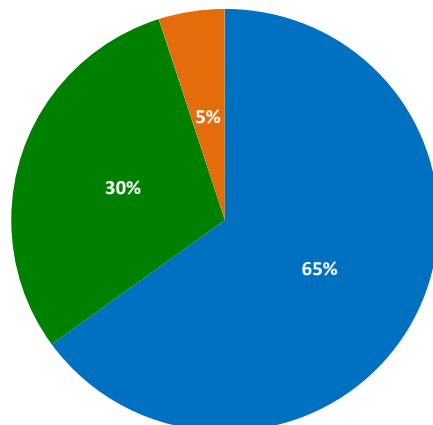
■ Excellent ■ Very Good ■ Good ■ Fair ■ Poor

How would you rate the academic standard and knowledge of the lecturer?



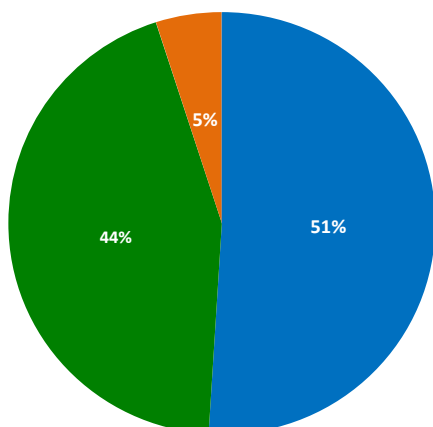
■ Excellent ■ Very Good ■ Good ■ Fair ■ Poor

Do you feel that you enhanced your anatomy knowledge by attending the day?



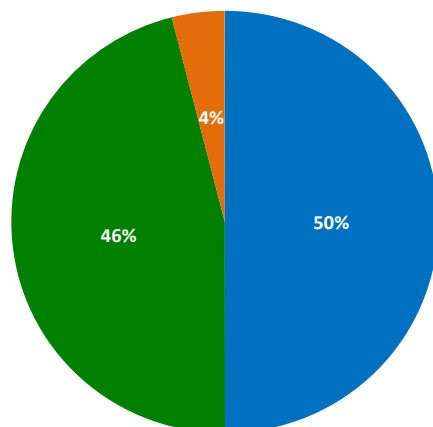
■ Most certainly ■ Certainly ■ Probably ■ A small amount ■ Not at all

Did the course provide you with an overview of anatomy pertinent to your study/work?



■ Most certainly ■ Certainly ■ Probably ■ A small amount ■ Not at all

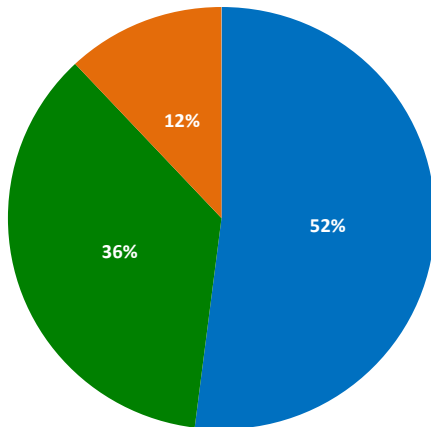
Head and Face



■ Excellent ■ Very Good ■ Neutral ■ Fair ■ Poor

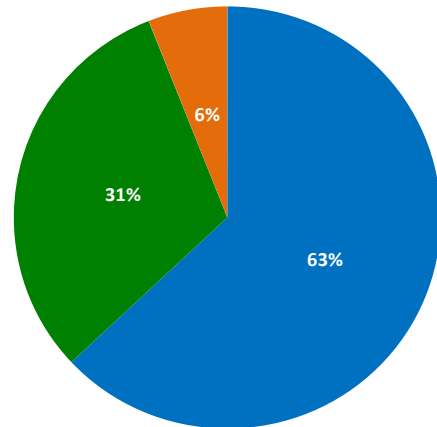
# Overall Course Feedback

Neck



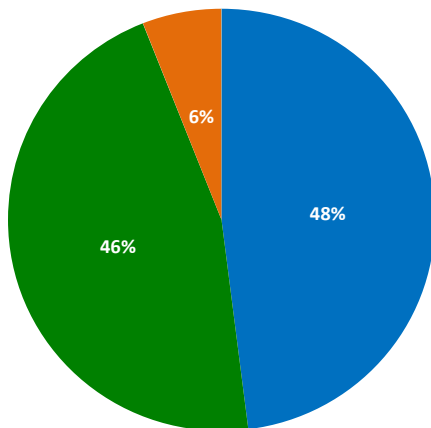
■ Excellent ■ Very Good ■ Neutral ■ Fair ■ Poor

Brachial Plexus and Scapula



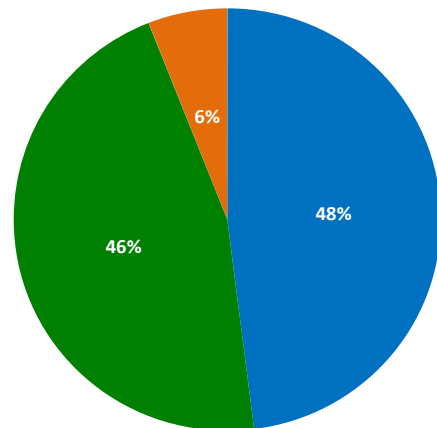
■ Excellent ■ Very Good ■ Neutral ■ Fair ■ Poor

Arm and Forearm



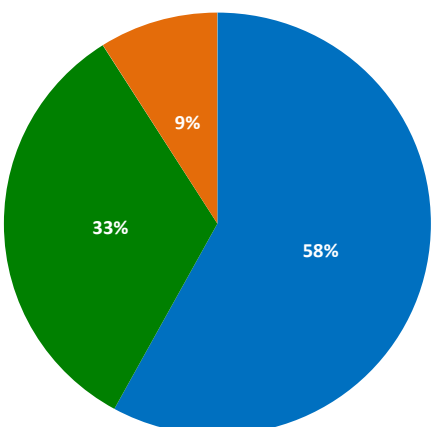
■ Excellent ■ Very Good ■ Neutral ■ Fair ■ Poor

Hand



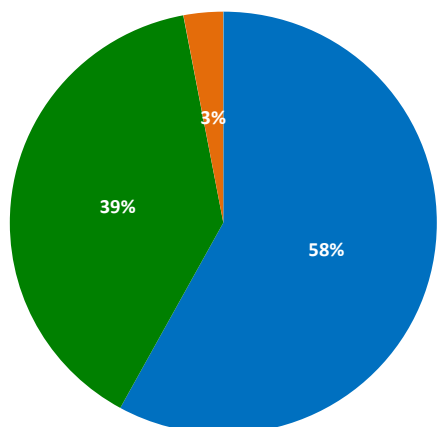
■ Excellent ■ Very Good ■ Neutral ■ Fair ■ Poor

Thorax



■ Excellent ■ Very Good ■ Neutral ■ Fair ■ Poor

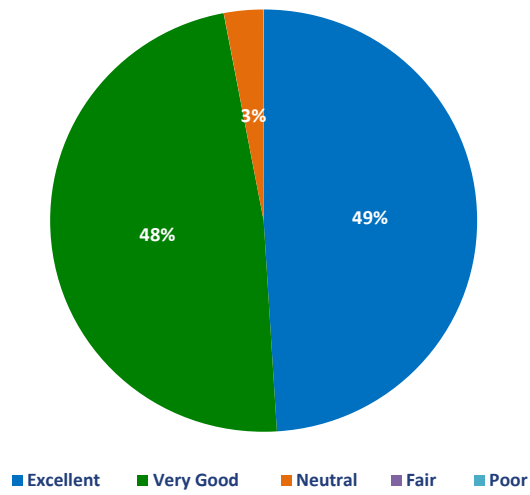
Abdominal Wall



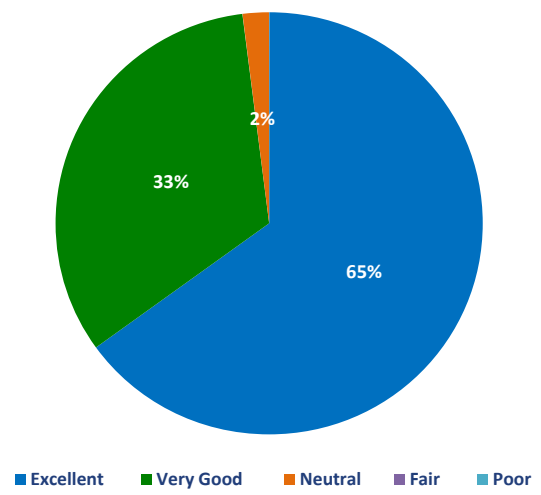
■ Excellent ■ Very Good ■ Neutral ■ Fair ■ Poor

# Overall Course Feedback

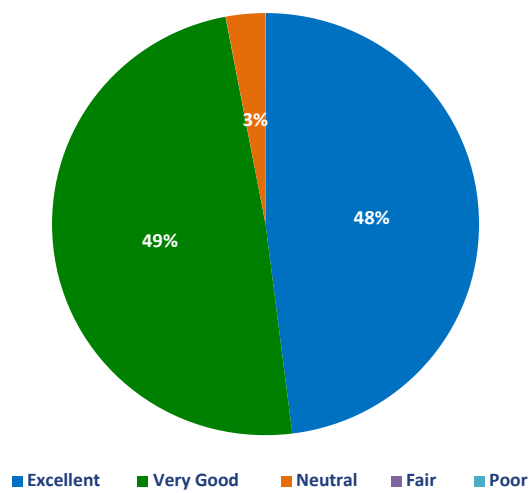
Abdominal Contents and Blood Supply



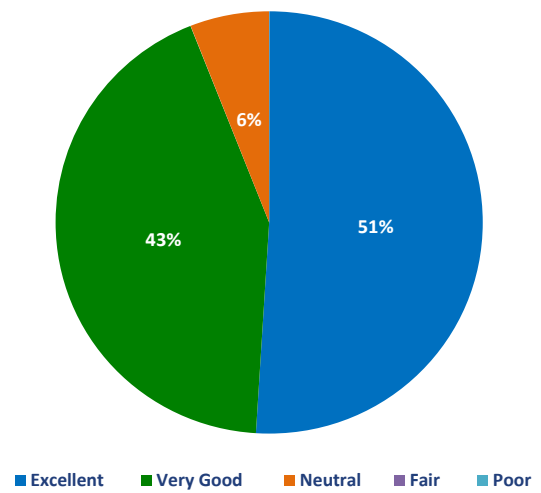
Lumbar Plexus



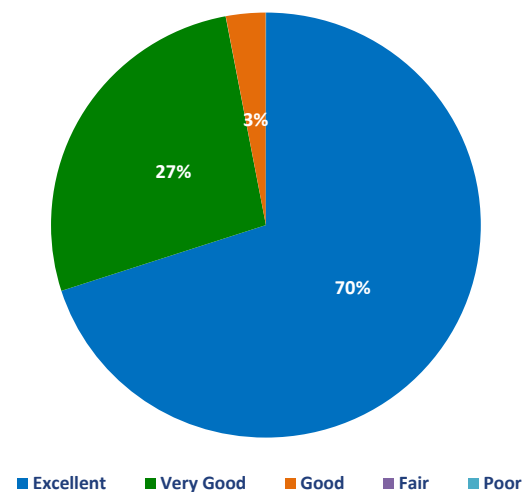
Femoral Region and Thigh



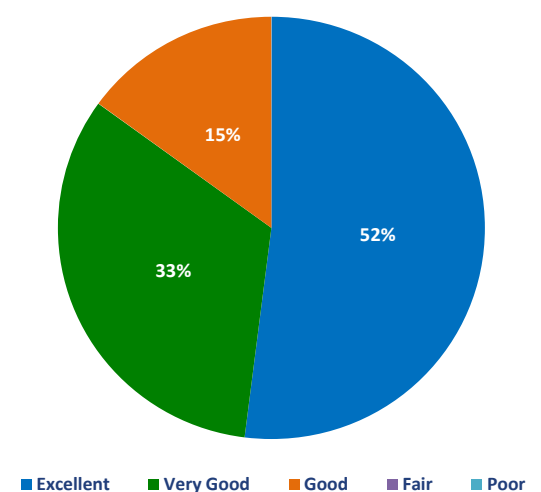
Lower Leg and Foot



What was your impression of the venue and hospitality?

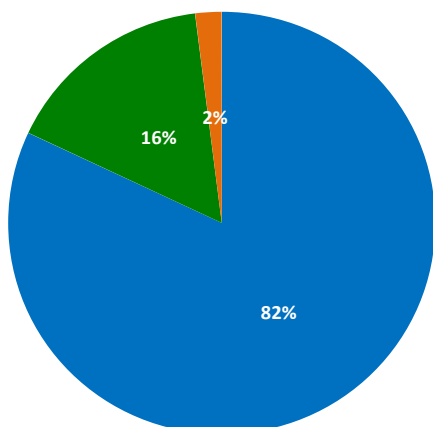


How were the refreshments and lunch?



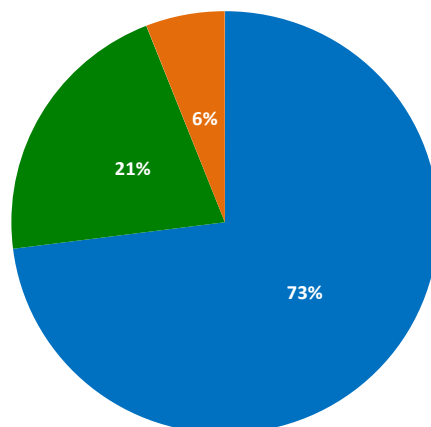
## Overall Course Feedback

Would you recommend this course to a friend?



■ Most Certainly ■ Certainly ■ Probably ■ Maybe ■ No way

Do you think that this course provided good value for money?



■ Most Certainly ■ Certainly ■ Probably ■ Maybe ■ No way

## Individual Comments

The course was well organised and the teaching good and clear.

**SM**  
*University of Edinburgh*

Anatomy is important so good course.

**AS**  
*University of Dundee*

The instructors and lecturers were extremely knowledgeable and helpful. The course was a good revision for my clinical years in medical school.

**AP**  
*University of Glasgow*

Very relevant.

**AE**  
*University of Dundee*

Was good.

**MK**  
*University of Dundee*

Good.

**AM**  
*Hairmyres Hospital, Glasgow*

Teaching was excellent and the breadth of content was good.

**RA**  
*University of Edinburgh*

Well organised, good lecturer, good pre-course material.

**RT**  
*Royal Infirmary of Edinburgh, Edinburgh*

Seemed very organised. The facilitators were friendly and on the ball.

**VL**  
*Royal Infirmary of Edinburgh, Edinburgh*

Very useful material and very nice staff.

**OK**  
*University of Dundee*



## Individual Comments

Good revision and overview of anatomy.

**JD**  
*University of Edinburgh*

The teaching and presentation was excellent. It was indeed a very good teaching and learning opportunity to learn about anatomy due to our limited clinical exposure to anatomy during medical school. Thank you.

**SH**  
*Perth Royal Infirmary, Perth*

Useful and detailed content.

**EP**  
*Ayr Hospital, Ayr*

I was never able to study anatomy in an effective way ever since year 1. But this course has given me new hope and now I am way more confident and comfortable around bones and muscles.

**EY**  
*University of Glasgow*

A lot of content was covered in a very short time so it was quite challenging. However, explanations were excellent and content very relevant, and will provide a good foundation for post-graduate exams.

**BT**  
*University of Glasgow*

Very difficult but very good course. Very good overview of whole body anatomy and good preparation for MRCS part A anatomy which I intend to take next year.

**CK**

Good organisation and relevance. Great standard of teaching. Nice venue and fair catering.

**VN**  
*University of Glasgow*

The course content was very good.

**NR**  
*University of Glasgow*

Good teaching providing a pertinent overview of relevant anatomy.

**KS**  
*University of Dundee*

## Individual Comments

Teaching was excellent. Overall, I enjoyed the day. The course content was very intense for one day but for the purposes of gaining a good overview in whole body anatomy, the day was great. Exam-wise, it was my first time having a face-to-face exam with 3 examiners! However, it was a good experience and taster of what surgical exams will entail.

**LL**

***University of Aberdeen***

Well organized Great Lecture.

**PC**

***First faculty of Medicine, Charles University, Czech Republic***

Very well organised and taught very well.

**AH**

***University of Dundee***

This course was really amazing. I really loved how everything was presented, it was perfect and I honestly feel that I took so much knowledge from this that I will be able to bring it with me to aid my future patients. Also, the exam was really electrifying, I felt a bit nervous so maybe I did not do so well. I will study more next time to do better. Thank you so much for giving me this opportunity.

**WC**

***First Faculty of Medicine, Charles University in Prague***

Great course, a huge amount of information but good starting point for anatomy revision.

**MM**

***University of Glasgow***

Missed the morning sessions of both days due to commitments in Glasgow However I found both the afternoon teaching and the slides provided extremely relevant.

**AP**

***University of Glasgow***

The quality of information given was a high standard the experience and exposure alone was extremely invaluable It provided great insight and awareness into what to expect and what is expected of us moving forward post-graduation; a very good incentive to sustain a high standard of anatomical knowledge.

**MM**

***Charles University, First Faculty of Medicine***



# DOCTORS ACADEMY

BETTER EDUCATION. BETTER HEALTH.

Doctors Academy is a UK-based International Non-Profit Organisation comprising of doctors, dentists and scientists that undertakes a diverse range of educational activities globally. The aim of the Academy is to disseminate information and exchange medical knowledge between professionals from diverse backgrounds working in a variety of healthcare settings. This is achieved by the provision of a number of attendance courses, publishing house, online resources and international events/ competitions.

## Courses (a selection):

### Undergraduate:

- Final Year Medicine and Surgical Revision Courses
- Training the Clinical Anatomy Trainer
- Clinical Anatomy as Applied to Trauma and Emergency Medicine
- Surgical Anatomy of Important Operative Procedures
- Future Surgeons: Key Skills (RCSEd delivered)
- Structured Introduction to Surgical Skills

### Postgraduate:

- MRCS Part A
- MRCEM Part A
- MRCS Part B OSCE
- DOHNS: Intensive Revision & OSCE
- Intercollegiate Basic Surgical Skills (RCSEd delivered)
- MRCP PACES Part 2
- FRCS (General Surgery) Exit Exam
- Cadaveric Ultrasound-Guided Musculoskeletal Intervention Course
- Ultrasound-Assisted Botulinum Toxin Injection for Neuromuscular Disorders
- Live Advanced Laparoscopic Colorectal Course



## Forthcoming key events:

- **International Medical Summer School**  
*Manchester, 31<sup>st</sup> July to 4<sup>th</sup> August 2017*
- **International Academic and Research Conference**  
*Manchester, 5<sup>th</sup> August 2017*
- **World University Anatomy Challenge**  
*Manchester, 4<sup>th</sup> August 2017*

## Publications



[publications.doctorsacademy.org](http://publications.doctorsacademy.org)

## World Journal of Medical Education & Research



Peer-reviewed academic journal  
with ISSN.

- No fee to view, read and download articles
- No subscription charges
- No submission fees
- No manuscript processing fee
- No publishing fee
- No cost to read, write or publish!

[wjmer.co.uk](http://wjmer.co.uk)

## Online Revision Resources

DoctorExams consists of 1000s of questions with detailed explanations in MCQ, EMQ, SBA and SAQ formats. Questions are written by the Doctors Academy group of experienced clinicians and clinical academics, with mock exams and feedback on performance included to aid a candidate's focused revision of topics. Based on past exams, these questions are carefully crafted to suit the requirements of undergraduate students & postgraduate trainees undertaking relevant speciality exams.

### Resources for:

- Medical Students
- Dental Students
- International Entrance Exams
- MRCS Exams
- General Surgery Exams
- Plastic Surgery Exams
- DOHNS Exams

[www.doctorexams.co.uk](http://www.doctorexams.co.uk)

# [www.doctorsacademy.org](http://www.doctorsacademy.org)