

**Clinical Anatomy as Applied to  
Trauma & Emergency Medicine  
&  
Surgically Applied Anatomy of  
Important Operative Procedures**

**Feedback - June 2015**

## Clinical Anatomy as Applied to Trauma & Emergency Medicine

This event covered the anatomical basis in the assessment and management of patients involved in a variety of major and minor trauma. The session was structured in the form of focus-group workshops and individual demonstrations complemented by essential theoretical aspects pertaining to trauma. Some examples of the topics covered were: Stab/gunshot wounds to the neck/thorax/abdomen, head and facial injuries, nerve injuries (including brachial plexus), tendon injuries (flexor and extensor tendons of the hand), compartment syndrome, chest drain and central line insertion and emergency cricothyroidotomy.

## Surgically Applied Anatomy of Important Operative Procedures

Taught by surgeons, this highly interactive event featured focus-group workshops & individual demonstrations complemented by essential theoretical information on surgical anatomy. The workshops identified important surface anatomy landmarks and the underlying structures on live human models. Attendees were taught the anatomy encountered in common operations, the placement of incisions, the essential principles, and importantly, structures that need to be identified/preserved when undertaking these procedures.

### Course Information

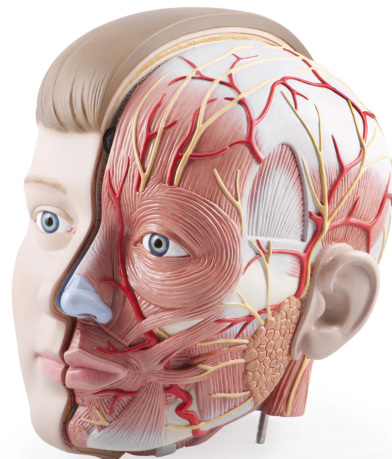
#### Clinical Anatomy as Applied to Trauma & Emergency Medicine

Course date:	6 <sup>th</sup> June 2015
Venue:	School of Biosciences, Cardiff University
Attendance:	41 Delegates
Aimed at:	Medical Students Foundation Doctors
Course fee:	£13.50 Doctors £8.50 Students

#### Surgically Applied Anatomy of Important Operative Procedures

Course date:	6 <sup>th</sup> June 2015
Venue:	School of Biosciences, Cardiff University
Attendance:	23 Delegates
Aimed at:	Medical Students Foundation Doctors
Course fee:	£13.50 Doctors £8.50 Students

Both courses are half-day programmes and are taught on the same day to allow delegates to maximise their learning if desired.



## Course Programme - Clinical Anatomy as Applied to Trauma & Emergency Medicine

0900 - 0915	Registration
0915 - 0930	Welcome & Introduction
0930 - 1015	Rotation 1
1015 - 1100	Rotation 2

1100 - 1115	Break for Refreshments
-------------	------------------------

1115 - 1200	Rotation 3
1200 - 1245	Rotation 4
1245 - 1300	Summary, Feedback & End of Closure

<i>Rotations 1 - 4</i>	<i>Stab / Gunshot wounds / Blast injuries / Soft tissue injuries to:</i> <ul style="list-style-type: none"><li>- Head &amp; Neck</li><li>- Thorax &amp; Abdomen</li><li>- Upper Limb &amp; Back</li><li>- Lower Limb</li></ul>
------------------------	--

## Course Programme - Applied Anatomy of Important Operative Procedures

1345 - 1400	Registration
1400 - 1415	Welcome & Introduction
1415 - 1455	Rotation 1
1455 - 1535	Rotation 2

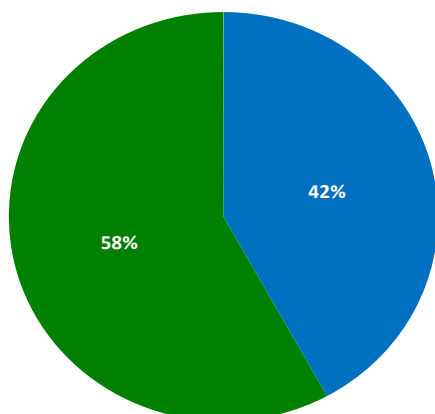
1535 - 1550	Break for Refreshments
-------------	------------------------

1550 - 1630	Rotation 3
1630 - 1710	Rotation 4
1710 - 1725	Summary, Feedback & Closure

<i>Rotations 1 - 4</i>	<i>Anatomy of common elective/acute surgical operations in:</i> <ul style="list-style-type: none"><li>- Plastic Surgery and Vascular Surgery</li><li>- Orthopaedic Surgery/Cardiothoracic Surgery</li><li>- Head and Neck/Neurosurgery</li><li>- General &amp; Colorectal Surgery and Urology</li></ul>
------------------------	---

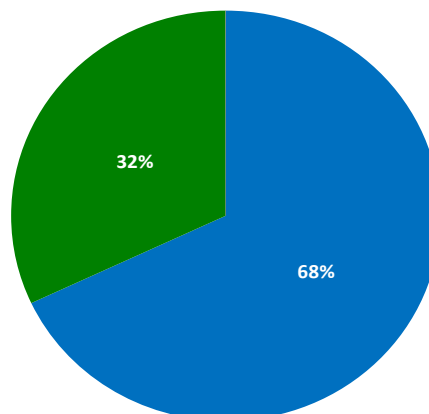
## Overall Course Feedback for Clinical Anatomy as Applied to Trauma & Emergency Medicine:

How useful were the small group demonstrations and discussions?



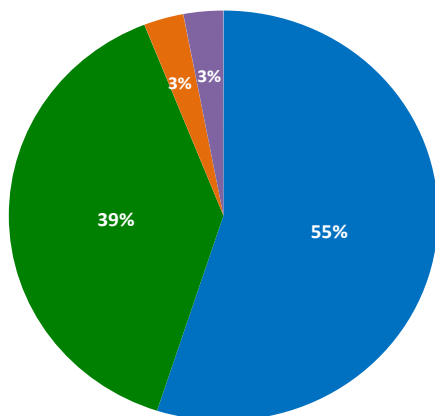
■ Very useful ■ Useful ■ Neutral ■ Limited Usefulness ■ Useless

How would you rate the general academic standard of the tutors?



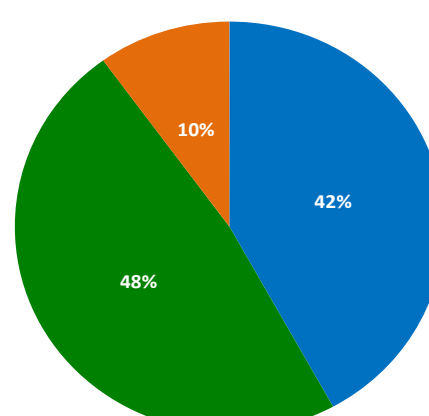
■ Excellent ■ Good ■ Neutral ■ Fair ■ Poor

How would you rate the general friendliness of the faculty?



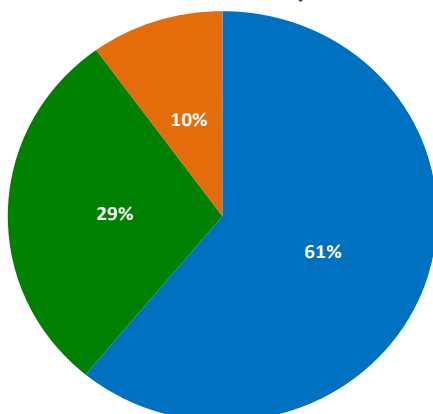
■ Very friendly ■ Friendly ■ Neutral ■ Indifferent ■ Unfriendly

Did the event achieve your objectives?



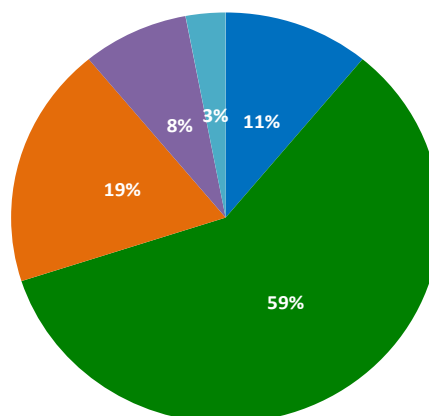
■ Most certainly ■ Certainly ■ Neutral  
■ Probably not ■ Certainly Not

Did you gain more surgical anatomy knowledge and became more confident in surface anatomy?



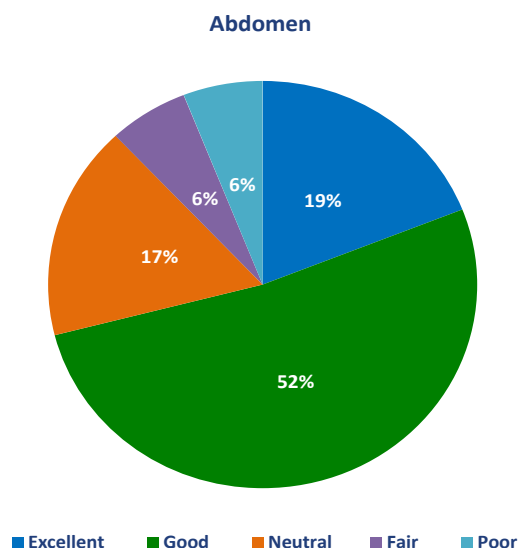
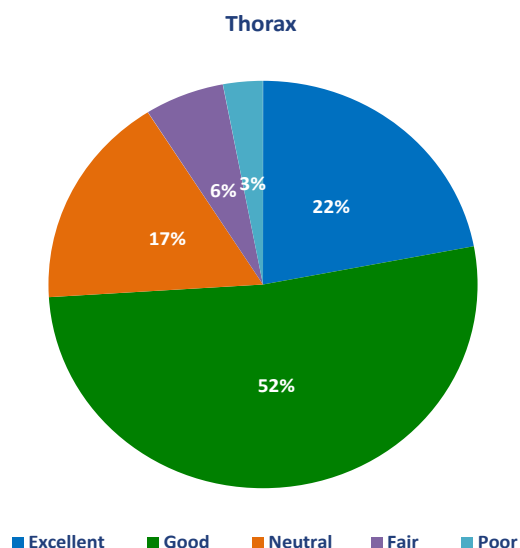
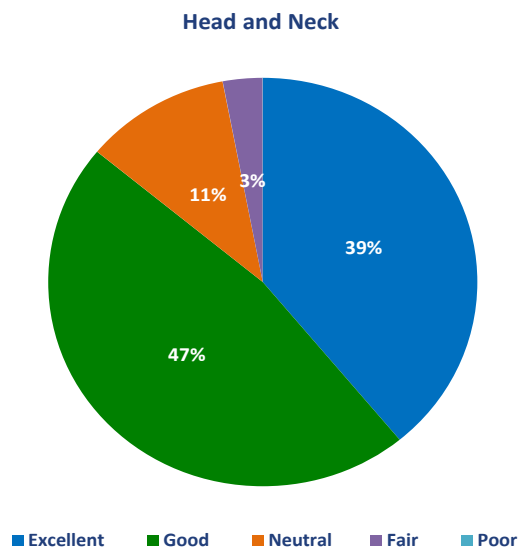
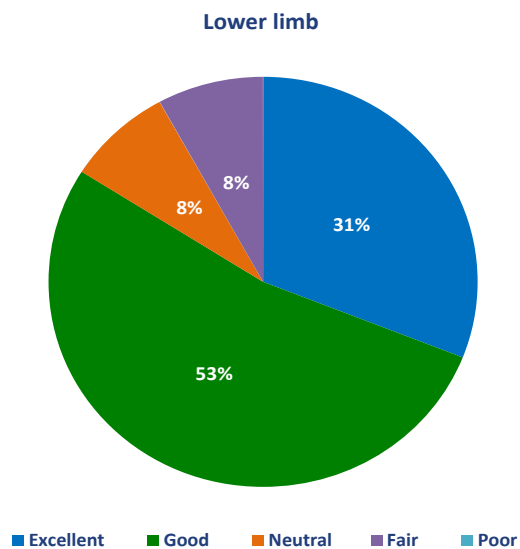
■ Most certainly ■ Certainly ■ Neutral  
■ Probably not ■ Certainly Not

Upper limb

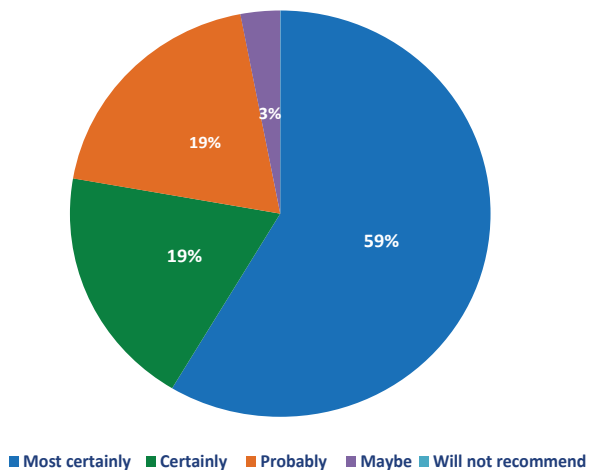


■ Excellent ■ Good ■ Neutral ■ Fair ■ Poor

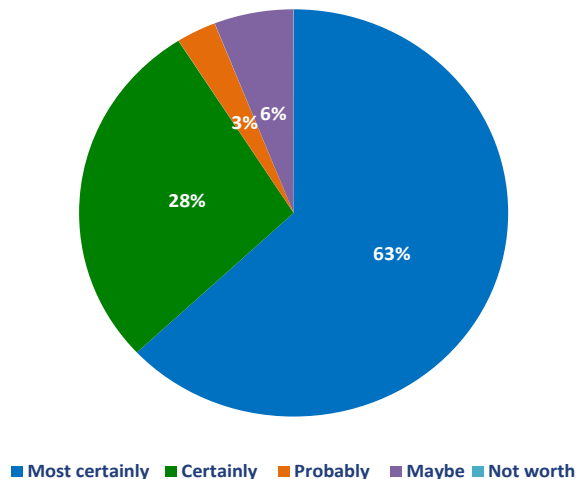
## Overall Course Feedback for Clinical Anatomy as Applied to Trauma & Emergency Medicine:



Would you recommend this course to a friend?

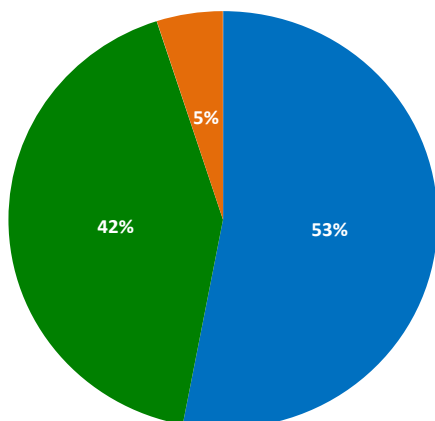


Do you think that this course provided good value for money?



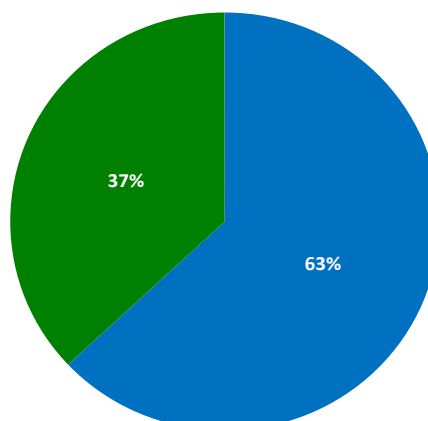
## Overall Course Feedback for Surgically Applied Anatomy of Important Operative Procedures:

How useful were the small group demonstrations and discussions?



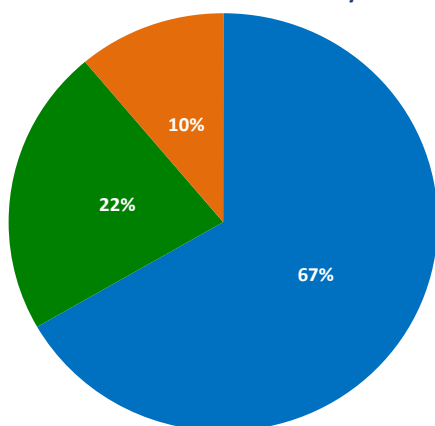
■ Very useful ■ Useful ■ Neutral ■ Limited Usefulness ■ Useless

How would you rate the general academic standard of the tutors?



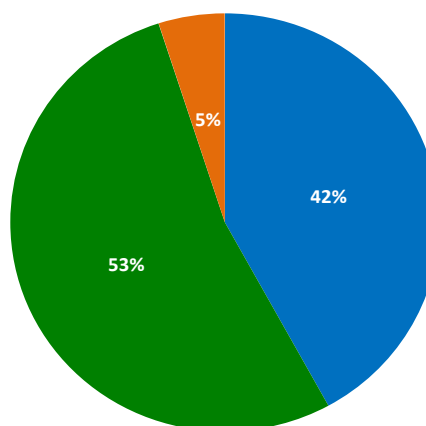
■ Excellent ■ Good ■ Neutral ■ Fair ■ Poor

How would you rate the general friendliness of the faculty?



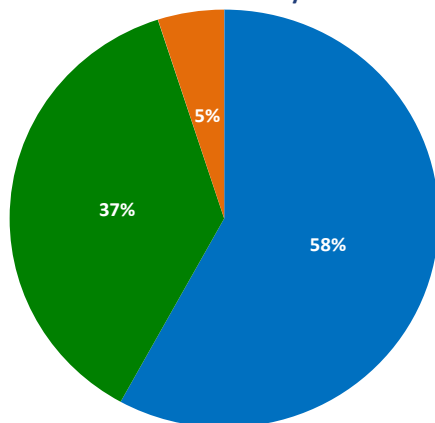
■ Very friendly ■ Friendly ■ Neutral ■ Indifferent ■ Unfriendly

Did the event achieve your objectives?



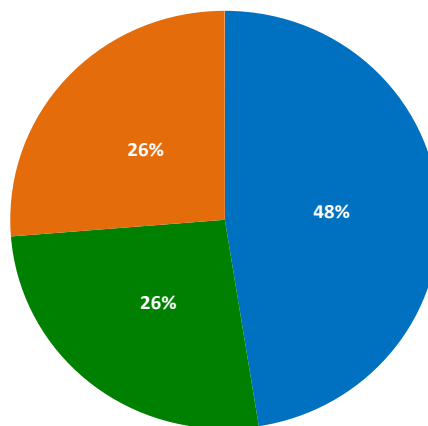
■ Most certainly ■ Certainly ■ Neutral  
■ Probably not ■ Certainly Not

Did you gain more surgical anatomy knowledge and became more confident in surface anatomy?



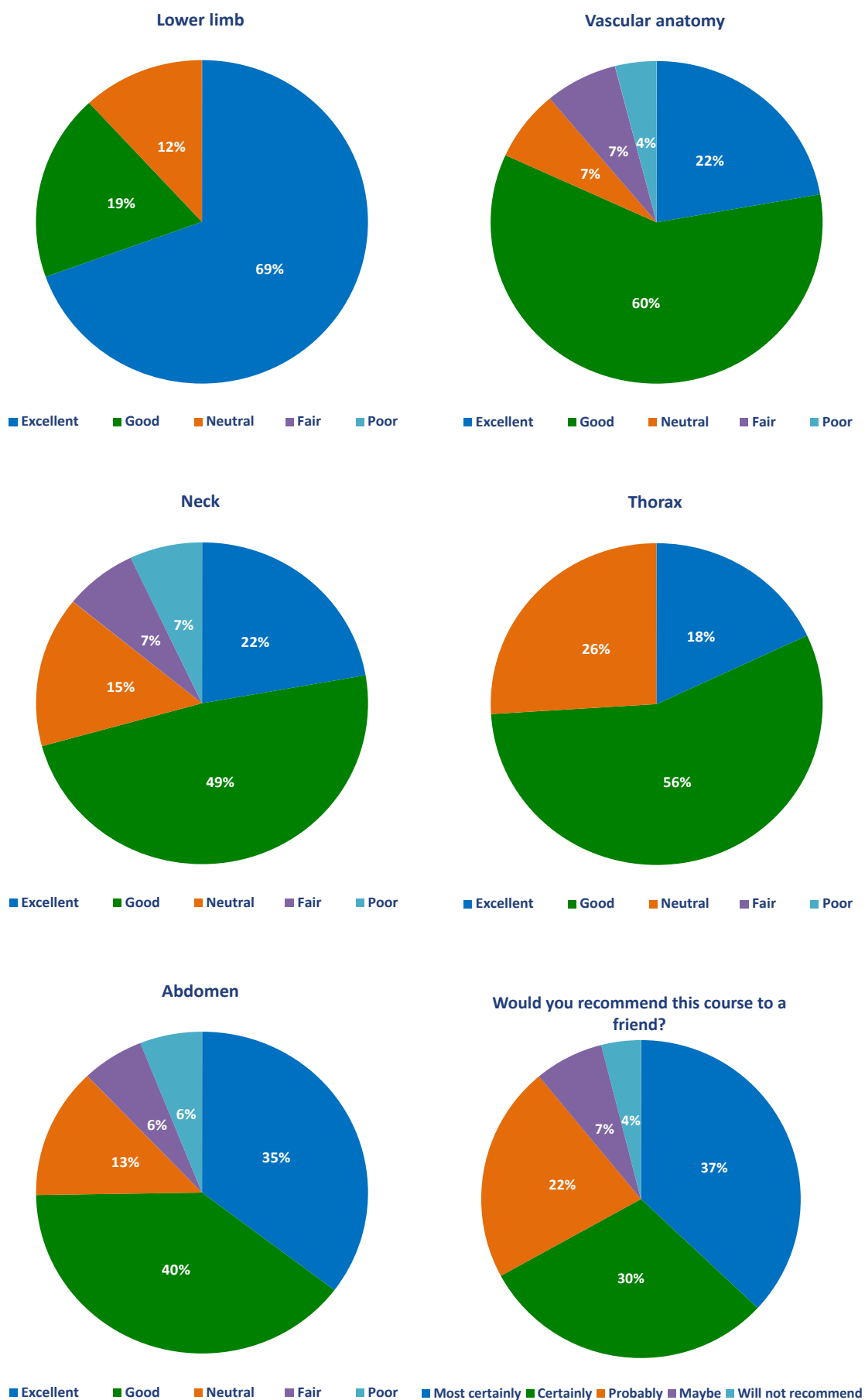
■ Most certainly ■ Certainly ■ Neutral  
■ Probably not ■ Certainly Not

Upper limb



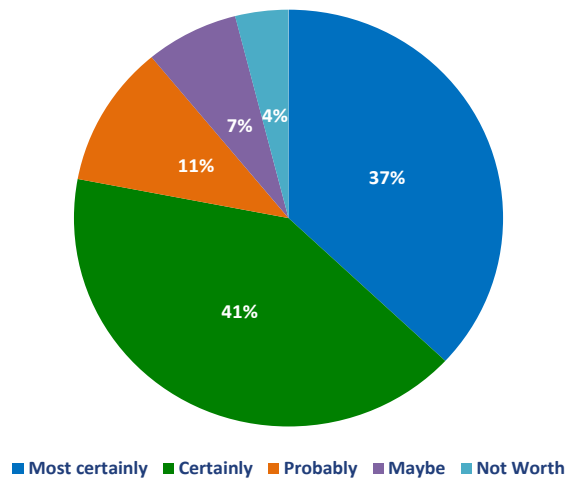
■ Excellent ■ Good ■ Neutral ■ Fair ■ Poor

## Overall Course Feedback for Surgically Applied Anatomy of Important Operative Procedures:



## Overall Course Feedback for Surgically Applied Anatomy of Important Operative Procedures:

Do you think that this course provided good value for money?





## Individual Comments

It would be helpful to work in small groups in different side rooms as opposed to one large.

**GM**

***Cardiff University, United Kingdom***

The course was excellent and timed perfectly for our exam revision. Whilst there were areas that we had not yet covered, the teaching was pitched appropriately.

**AD**

***Swansea University, United Kingdom***

It was a great course. Excellent facilitators and the course covered a more than impressive scope of anatomical knowledge.

**AB**

I think it depends on how you learn, but it was a good revision of learning we had done and a good kick-start to exam revision.

**ES**

***Cardiff University, United Kingdom***

It was relatively useful day. Good to refresh some basic anatomy with clinical relevance.

**JK**

***Cardiff University, United Kingdom***

Well organised and definitely worth the time.

**SH**

***Cardiff University, United Kingdom***

The course was very interesting and well taught. I thought that it was worth my time and was happy to have a chance to revise surface anatomy.

**EB**

***Cardiff University, United Kingdom***

The morning was fantastic. Brilliant teachers.

**AH**

***Cardiff University, United Kingdom***

Teachers were engaged and very helpful - the event was academic but not pressurised and for 8.50 I could not believe the amount of information I was taught - and retained! Drawing on people is clearly the way forward.

**AO**

***Swansea University, United Kingdom***

## Individual Comments

Very relaxed atmosphere. Well-pitched learning goals for each of the year groups - I being in the middle group, I feel I reviewed the core knowledge I needed, which was asked of the 1st-years; the 2nd-year questions made me think about and apply the knowledge I already had; and the 3rd+ year questions gave a good glimpse of guidelines and procedures available.

**TJ**

***Cardiff University, United Kingdom***

Yes, I enjoyed the course.

**AN**

***Swansea University, United Kingdom***

The tutors were very approachable and knowledgeable. The content was perhaps a bit too hard for 1st/2nd year med students, although the splitting of years into groups was a good idea.

**CM**

***Cardiff University, United Kingdom***

Cheap and easily accessible across a range of topics.

**TG**

***Bronglais General Hospital, Aberystwyth, United Kingdom***

Excellent, no time wasting, succinct revision.

**EW**

***Cardiff University, United Kingdom***

Very useful, refreshed anatomy any even learnt some new. Great way to learn anatomy.

**FD**

***Cardiff University, United Kingdom***

Really useful well run course, thank you!

**IT**

***Cardiff University, United Kingdom***

The course was well worth it and an enjoyable experience that further advanced my knowledge, something I will take through with me with my career as a doctor.

**CH**

***Cardiff University, United Kingdom***

Great teaching, practicing surface anatomy on each other in particular in a relaxed environment was very helpful. Faculty were very supportive and happy to answer any questions we had.

**YI**

***Cardiff University, United Kingdom***

## Individual Comments

Excellent programme, thank you.

**FS**

***Cardiff University, United Kingdom***

Well organised, very friendly staff.

**LA**

***Cardiff University, United Kingdom***

Very fun. Made me so much more confident with anatomy as this is something I feel is brushed over a little bit in med school. Good time allocated for each session. Very interactive. Loved the drawing on each other, it help with visualisation and made it so much easier to learn. Really all rounded, both informative and fun. Loved the self defense taster too.

**IJ**

***Cardiff University, United Kingdom***

It was worth my time and the material was brilliantly delivered.

**AB**

***University of Warwick, United Kingdom***

I found the course hugely valuable; it was an excellent opportunity to revise and reinforce key anatomy concepts and clarify some points that I was previously confused about. I felt that the structure of the day was well planned and was glad to be able to relate the morning teaching points to the operative procedures in the afternoon.

**LM**

***Cardiff University, United Kingdom***

Very well organised, a lot of the questions asked by demonstrators was asked from the slides, with the answers on the slides. This course was extremely useful.

**KL**

***Cardiff University, United Kingdom***

Good overall.

**AA**

***University Hospital of Wales, Cardiff, United Kingdom***

Would definitely recommend the course, excellent teaching in a friendly environment, and very relevant for any medical students or junior doctors interested in surgery/emergency medicine, or who want to improve their anatomy knowledge.

**DT**

***Cardiff University, United Kingdom***

## Individual Comments

Was quite hard for 1st years but I learned a lot.

**TW**

***Cardiff University, United Kingdom***

Excellent day - thoroughly enjoyed. Very well organised, the teaching was of a very high standard, the presentations were very informative (organised in a very sensible order) and the course was very relevant to me as a medical student (forgotten most of my anatomy). The course was definitely worth my time - would definitely attend a similar session in the future/ recommend to others. The best thing was the relaxed nature of the session. Able to learn in a calm surrounding.

**LD**

***Cardiff University, United Kingdom***

Well organised. A little advanced for year 1 medics.

**EB**

Very useful and interesting. I learnt a lot in a short time! Very friendly team members.

**HM**

***Cardiff University, United Kingdom, UK***

All of those involved with running the course were extremely friendly and helpful. The relaxed environment was beneficial to learning. The course was relevant to my studies as I start year 4.

**FH**

***Cardiff University, United Kingdom, UK***

I felt the faculty were generally very knowledgeable and really tried to make things more clinically relevant which I found useful.

**ZS**

The overall impression about the organisation, teaching and presentation was excellent. The whole session was of excellent quality with very precise, informative and effective teaching sessions. The teaching and presentations were great and very well delivered, straight to the point and very relevant to medical school. It was great that this event was pitched at the right level for Final year/ Clinical Medical Students who have done a surgical clinical placement. Sessions were straight to the point with salient and only important points covered in a broad spectrum of topics in such a short time. All the tutors and facilitators were very friendly, helpful and happy to teach which made the whole event very enjoyable and worth the effort, time and money. I thought surface anatomy was excellent, clinical anatomy that was surgically relevant was very excellently covered, as well as going through the essential knowledge in operative procedures in surgery, which I found very useful in consolidating what I have seen and learnt on placements.


**ES**

***Cardiff University, United Kingdom, UK***

## Individual Comments

Excellent.

**GS**  
*Cardiff University, United Kingdom, UK*



# DOCTORS ACADEMY

BETTER EDUCATION. BETTER HEALTH.

Doctors Academy is an UK-based International Non-Profit Organisation comprising of doctors, dentists and scientists that undertakes a diverse range of educational activities globally. The aim of the Academy is to disseminate information and exchange medical knowledge between professionals from diverse backgrounds working in a variety of healthcare settings. This is achieved by the provision of a number of attendance courses, publishing house, online resources and international events/ competitions.

## Courses (a selection):

### Undergraduate:

- Final Year Medicine and Surgical Revision Courses
- Training the Clinical Anatomy Trainer
- Clinical Anatomy as Applied to Trauma and Emergency Medicine
- Surgical Anatomy of Important Operative Procedures
- Future Surgeons: Key Skills (RCSEd delivered)
- Structured Introduction to Surgical Skills

### Postgraduate:

- MRCS Part A
- MRCEM Part A
- MRCS Part B OSCE
- DOHNS: Intensive Revision & OSCE
- Intercollegiate Basic Surgical Skills (RCSEd delivered)
- MRCP PACES Part 2
- FRCS (General Surgery) Exit Exam
- Cadaveric Ultrasound-Guided Musculoskeletal Intervention Course
- Ultrasound-Assisted Botulinum Toxin Injection for Neuromuscular Disorders
- Live Advanced Laparoscopic Colorectal Course



## Forthcoming key events:

- **International Medical Summer School**  
Manchester, 1<sup>st</sup> - 5<sup>th</sup> August 2016
- **International Academic and Research Conference**  
Manchester, 6<sup>th</sup> August 2016
- **World University Anatomy Challenge**  
Manchester, 5<sup>th</sup> August 2016

## Publications



[publications.doctorsacademy.org](http://publications.doctorsacademy.org)

## World Journal of Medical Education & Research



Peer-reviewed academic journal  
with ISSN.

- No fee to view, read and download articles
- No subscription charges
- No submission fees
- No manuscript processing fee
- No publishing fee
- No cost to read, write or publish!

[wjmer.co.uk](http://wjmer.co.uk)

## Online Revision Resources

DoctorExams consists of 1000s of questions with detailed explanations in MCQ, EMQ, SBA and SAQ formats. Questions are written by the Doctors Academy group of experienced clinicians and clinical academics, with mock exams and feedback on performance included to aid a candidate's focused revision of topics. Based on past exams, these questions are carefully crafted to suit the requirements of undergraduate students & postgraduate trainees undertaking relevant speciality exams.

### Resources for:

- Medical Students
- Dental Students
- International Entrance Exams
- MRCS Exams
- General Surgery Exams
- Plastic Surgery Exams
- DOHNS Exams

[www.doctorexams.co.uk](http://www.doctorexams.co.uk)

# [www.doctorsacademy.org](http://www.doctorsacademy.org)