



**DOCTORS
ACADEMY**
Disseminating Medical Knowledge and Skills Globally



Clinical Anatomy as Applied to Trauma and Emergency Medicine & Surgically Applied Anatomy of Important Operative Procedures

2nd November 2013

Milton Lecture Theatre, Barts and the London School of Medicine, Whitechapel, London



Clinical Anatomy as Applied to Trauma and Emergency Medicine

Taught by emergency department clinicians & surgeons, this interactive event covered the anatomical basis in the assessment and management of patients involved in a variety of major and minor trauma. In addition to the anatomical details, pertinent clinical examination were also demonstrated. The sessions were structured in the form of focus-group workshops and individual demonstrations complemented by essential theoretical aspects pertaining to trauma. Some examples of the topics covered were: Stab/gunshot wounds to the neck/thorax/abdomen, head and facial injuries, nerve injuries, tendon injuries (flexor and extensor tendons of the hand), compartment syndrome, chest drain and central line insertion, and emergency cricothyroidotomy.

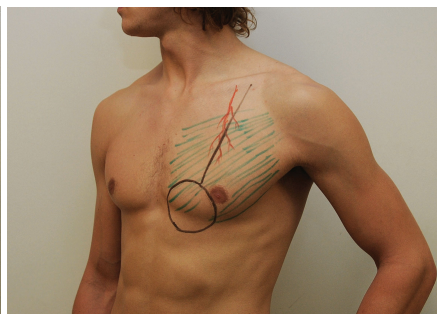
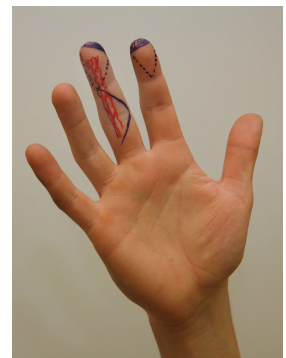
The feedback from the delegates was exceedingly positive, as seen in the subsequent pages.

Surgically Applied Anatomy of Important Operative Procedures

Taught by surgeons, this highly interactive event comprised of focus-group workshops and individual demonstrations complemented by essential theoretical information on surgical anatomy. The workshops used imaginative artwork in identifying important surface anatomy landmarks & the underlying structures on live human models. Attendees were taught the anatomy encountered in common operations, the placement of incisions, the essential principles, and importantly, structures that need to be identified/preserved when undertaking these procedures.

Operative anatomy pertinent to the following specialties were covered:

- o Cardiothoracic Surgery
- o Vascular Surgery
- o Orthopaedic Surgery
- o Plastic Surgery
- o General Surgery
- o Head and Neck Surgery/ENT



Organising Committee

Mr Kanay Lakhani

President - Barts and The London Anatomy Society
4th year medical student
iBSc Human Anatomy, Kings College London
General Secretary - National UG Conference for Clinical Anatomy [2013]



Mr Shehzad Kiani

Senior Committee Advisor
4th year medical student
iBSc Cellular and Molecular Medicine, Bristol University
Ex-President of BL Anatomy Society [2012-2013]
Vice Chair - National UG Conference for Clinical Anatomy [2013]




Mr Abdullatif Aydin

Events Coordinator
Final year medical student
iBSc Human Anatomy, Kings College London
Chair - National UG Conference for Clinical Anatomy [2013]

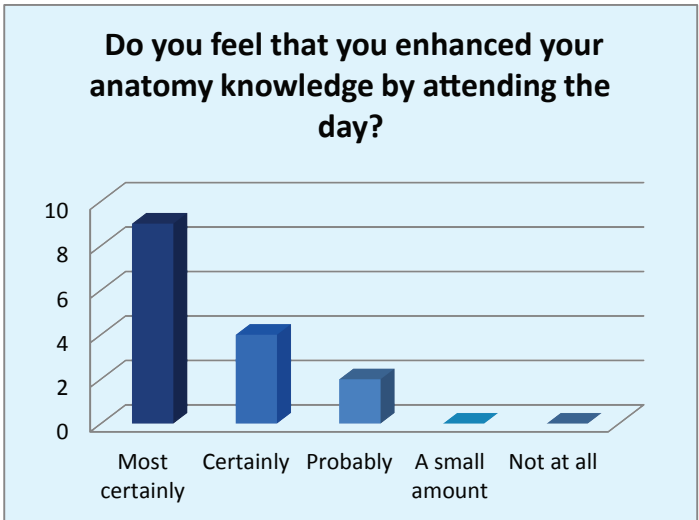
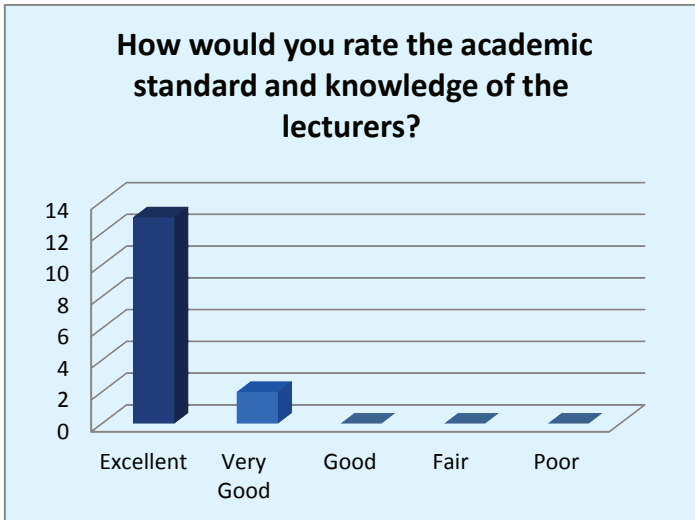
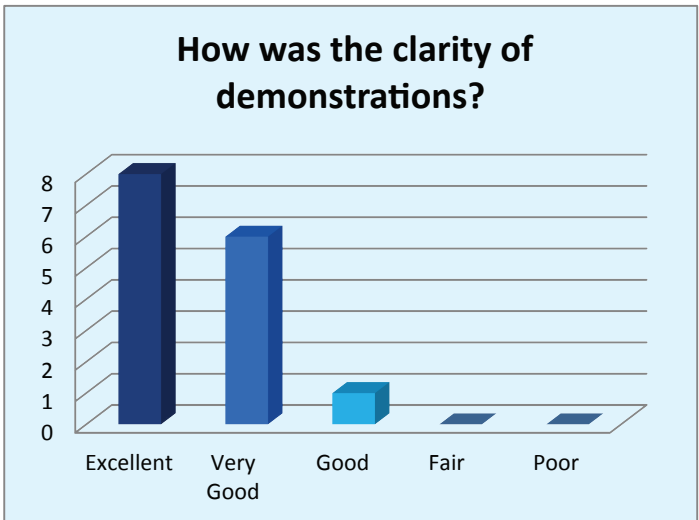
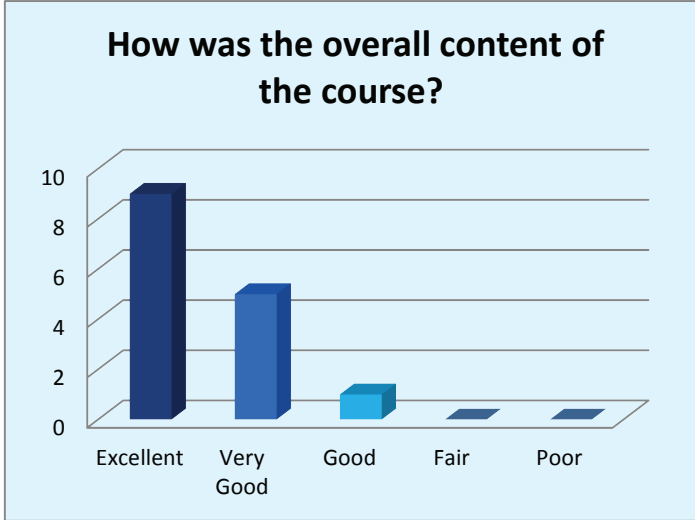
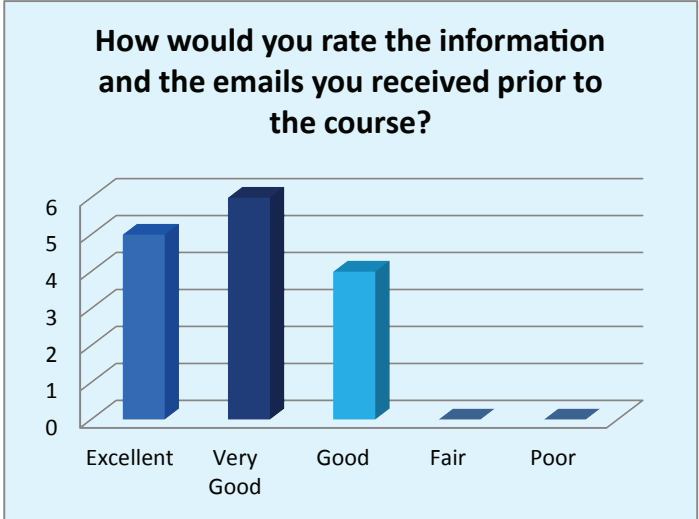
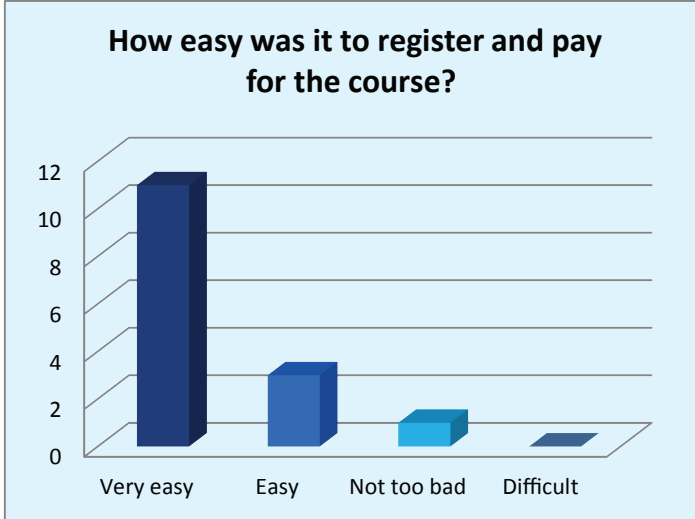


Miss Anum Pervez

Senior Committee Advisor
Final year medical student
iBSc Human Anatomy, Kings College London
Ex-President of BL Anatomy Society [2011-2012]
Vice Chair - National UG Conference for Clinical Anatomy [2013]

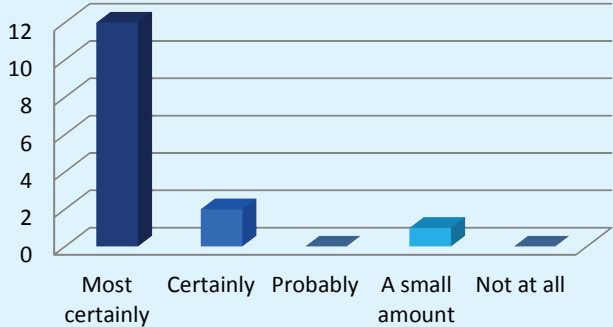


FEEDBACK

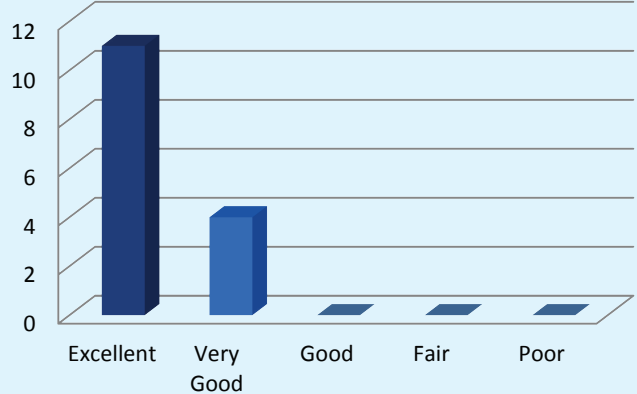


FEEDBACK

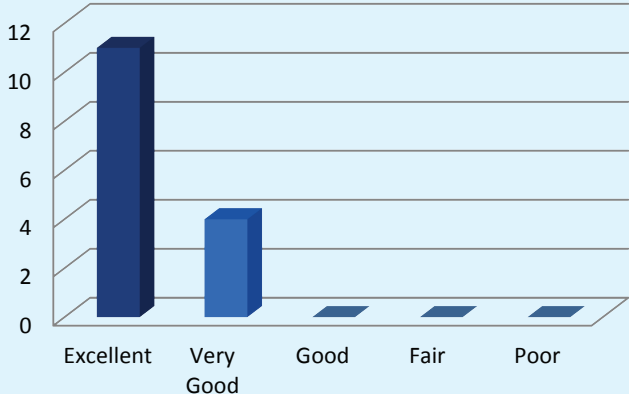
Did the course provide you with an overview of anatomy pertinent to your study/work?



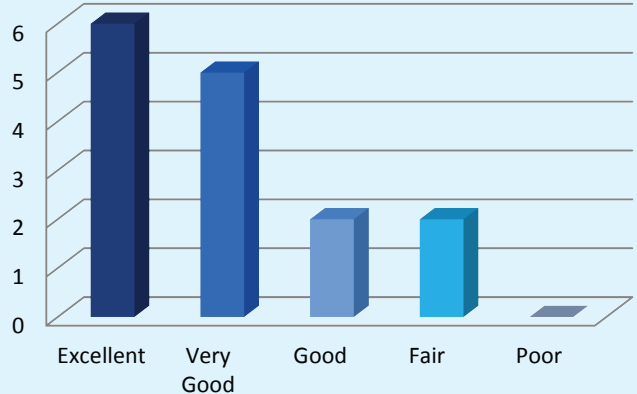
Head and Neck



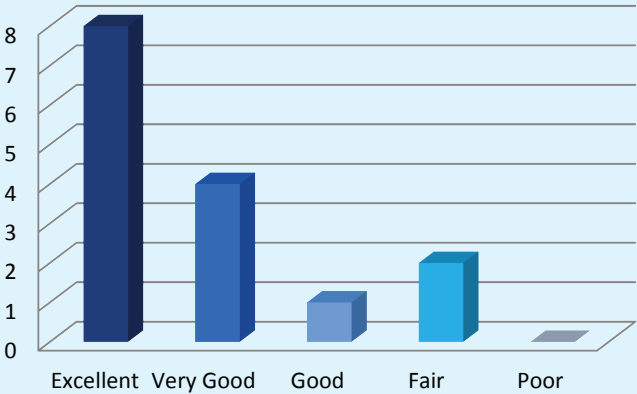
Upper Limb



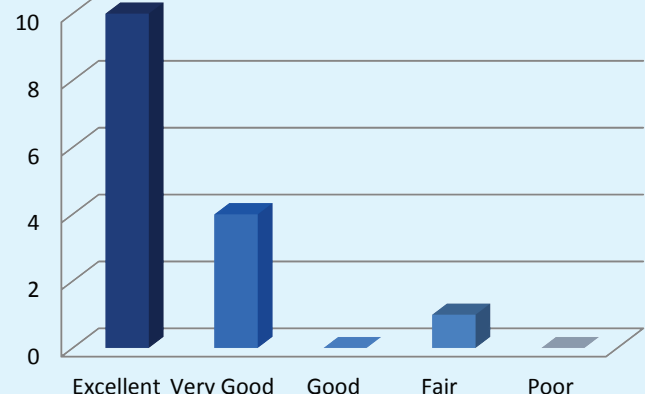
Thorax



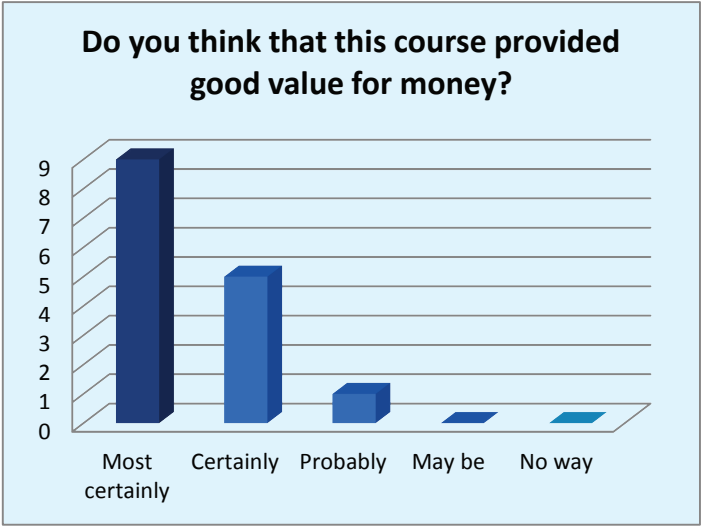
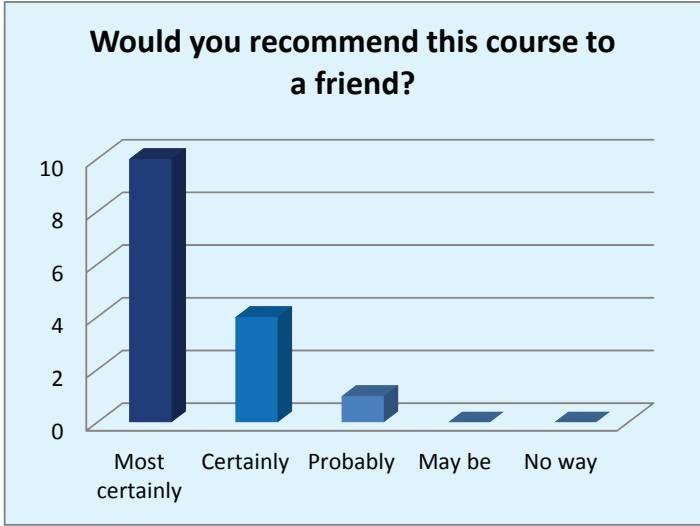
Abdomen



Lower Limb



FEEDBACK



COMMENTS

I really enjoyed the whole day. A very novel way to teach anatomy and I gained a lot from it.

Ms. Rebecca Bradbury
5th Year Medical Student
Barts and the London

It was a good experience and very informative.

Dr. Anthonia Agbim
Mount Vernon Hospital, Northwood

I enjoyed the day, the teachers were friendly and know their stuff. I picked up quite a few things which were useful especially regarding the limb anatomy.

Miss. Amelia Lee
2nd Year Medical Student
Barts and the London

I really like this course and through drawing structures on each other I appreciate the importance of surface anatomy. I indeed learn a lot from our lecturers. I especially want to thank the lecturer who taught us Upper Limbs on Sat as his explanations and demonstrations were thorough and precise.

Miss. Karen Chan
2nd Year Medical Student
Barts and the London

The course was very good, although I think it would have been more helpful to attend both sessions (morning and afternoon).

Miss. Anita Nguyen
2nd Year Medical Student
Barts and the London

It was a really good day, worth both my time and money. Very relevant to my course and future as a doctor.

Miss. Maria Bergman Nilsson
3rd Year Medical Student
Barts and the London

Overall the course was really useful & the teaching method also excellent.

Ms. Cynthia Nishanthi

Fantastic - couldn't rate highly enough

Miss. Elisabeth Hall
1st Year Medical Student
Newcastle University

Excellent teaching I feel like it's the first time I've ever been taught anatomy properly, thank you very much!

Miss. Sara Leddy
5th Year Medical Student
Barts and the London



**DOCTORS
ACADEMY**
Disseminating Medical Knowledge and Skills Globally



Clinical Anatomy as Applied to Trauma and Emergency Medicine & Surgically Applied Anatomy of Important Operative Procedures

2nd November 2013

Milton Lecture Theatre, Barts and the London School of Medicine, Whitechapel, London

FEEDBACK

www.doctorsacademy.org