

**Clinical Anatomy and Operative  
Procedures as Applied to the  
Thorax & Abdomen**

**Feedback - December 2016**

## Clinical Anatomy and Operative Procedures as Applied to the Thorax & Abdomen

This highly interactive event, which was taught by surgeons, featured focus-group workshops and individual demonstrations complemented by an overview of essential theoretical information regarding surgical anatomy. Delegates were taught the anatomy encountered in common procedures, the placement of incisions, and the essential principles of surgery.

The sessions also highlighted the anatomical basis required in order to successfully assess and manage patients who have been involved in trauma and emergencies. Examples of the topics covered include: stab and gunshot wounds to the thorax and abdomen; chest drain insertion; oesophageal and bowel perforation; liver, kidney and spleen lacerations; abdominal aortic aneurysms; and acute abdomen.

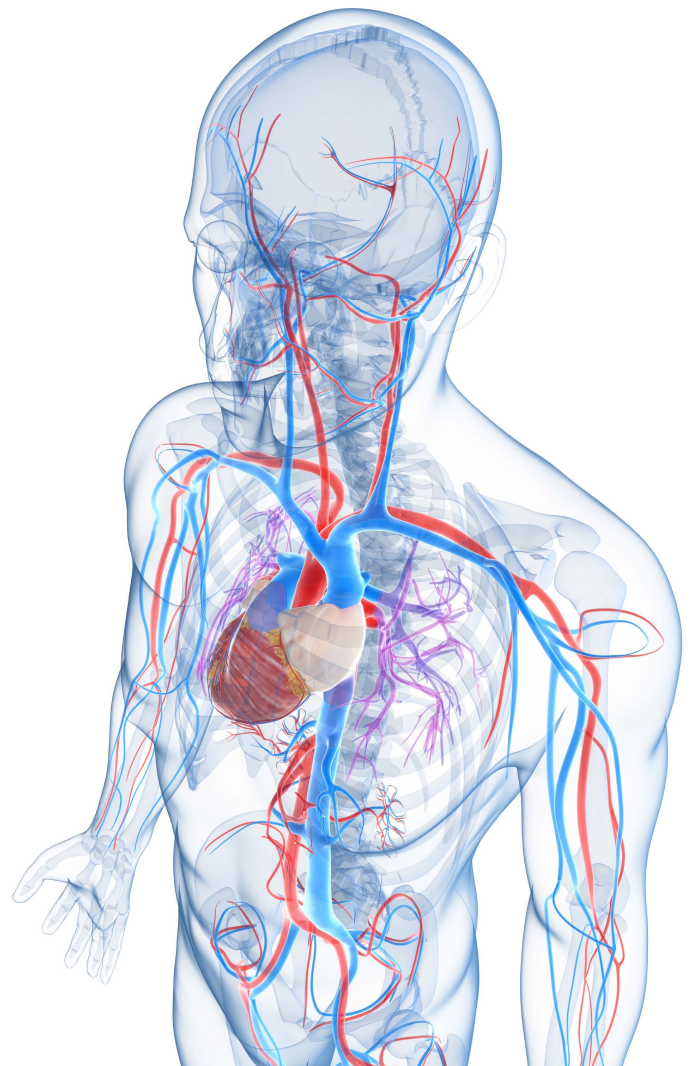
The workshops used imaginative artwork to identify important surface anatomy landmarks and the underlying structures on live human models.

### Operative anatomy pertinent to the following specialities was covered:

- o Cardiothoracic Surgery
- o Vascular Surgery
- o General Surgery
- o Breast Surgery
- o HepatoPancreato Biliary Surgery
- o Upper Gastrointestinal Surgery
- o Colorectal Surgery
- o Transplant Surgery
- o Urology

### Course Information

|                     |   |
|---------------------|---|
| <b>Course date:</b> | <b>10<sup>th</sup> December 2016</b>                                  |
| <b>Venue:</b>       | <b>Chancellor's Building<br/>University of Edinburgh<br/>Scotland</b> |
| <b>Attendance:</b>  | <b>39 Delegates</b>   |
| <b>Aimed at:</b>    | <b>Medical Students<br/>Foundation Year Doctors</b>                   |
| <b>Faculty:</b>     | <b>Surgeons</b>   |
| <b>Course fee:</b>  | <b>Student £8.50<br/>Doctors £13.50</b>                               |



## Course Programme

0900 - 0915 Registration

0915 - 0930 Welcome and Introduction

0930 - 1030 **Session 1:**  
General  
Colorectal  
Transplant  
Urology  
(including emergencies)

1030 - 1100 **Session 2:**  
HepatoPancreato Biliary Surgery  
Upper GI Surgery  
(including emergencies)

1100 - 1120 **Break for Refreshments**

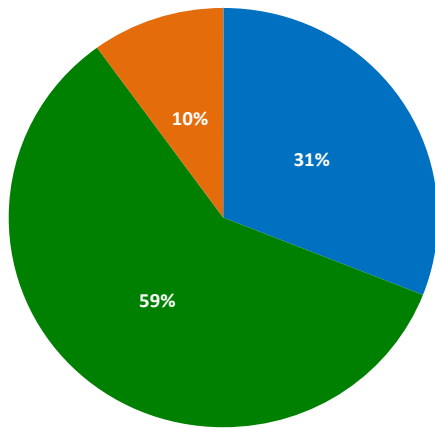
1120 - 1150 **Session 3:**  
Cardiac Surgery  
Thoracic Surgery  
Breast Surgery

1150 - 1245 **Session 4:**  
Vascular Surgery in:  
Abdomen  
Lower Limb  
Neck and Upper Limb  
(including emergencies)

1245 - 1300 Summary, Feedback and End of Course

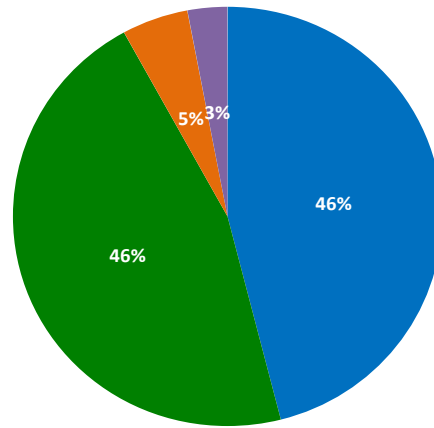
# Overall Teaching Feedback

How useful were the small group demonstrations and discussions?



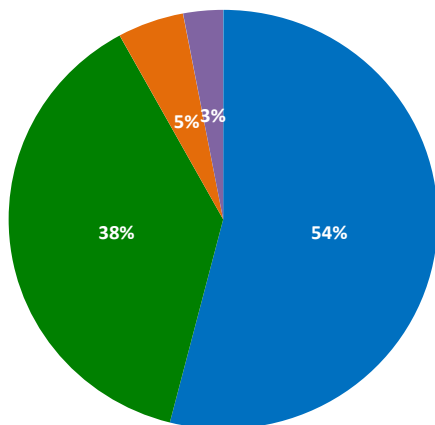
■ Excellent ■ Good ■ Neutral ■ Fair ■ Poor

How would you rate the general academic standard of the tutors?



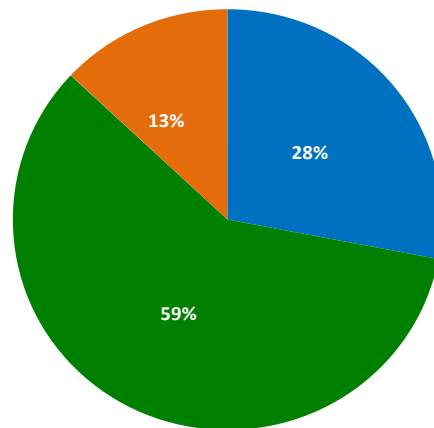
■ Excellent ■ Good ■ Neutral ■ Fair ■ Poor

How would you rate the general friendliness of the faculty?



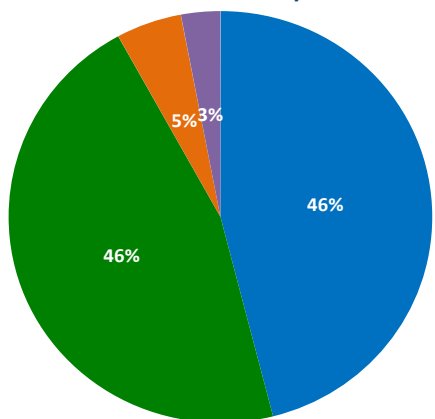
■ Very friendly ■ Friendly ■ Neutral ■ Indifferent ■ Unfriendly

Did the event achieve your objectives?



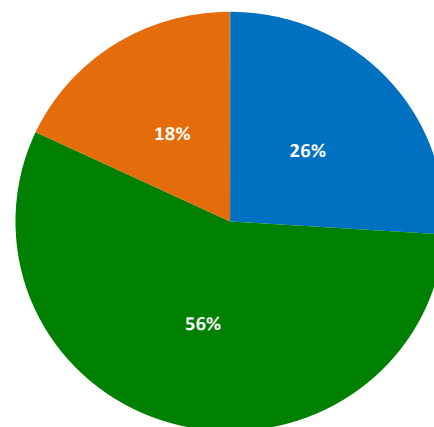
■ Most certainly ■ Certainly ■ Neutral  
■ Probably not ■ Certainly Not

Did you gain more surgical anatomy knowledge and became more confident in surface anatomy?



■ Most certainly ■ Certainly ■ Neutral  
■ Probably not ■ Certainly Not

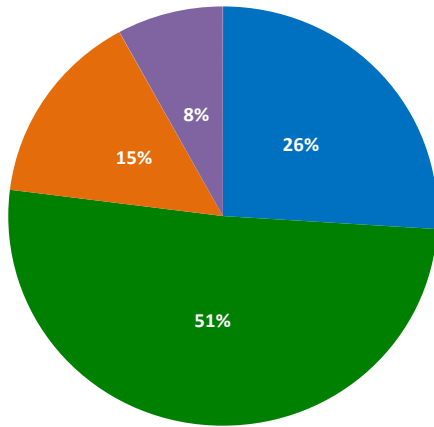
Heart and Lung



■ Excellent ■ Good ■ Neutral ■ Fair ■ Poor

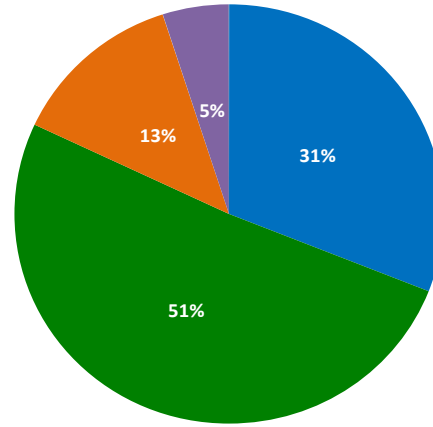
# Overall Teaching Feedback

Vascular Anatomy



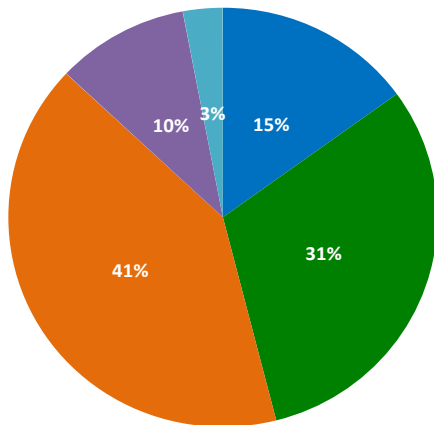
■ Excellent ■ Good ■ Neutral ■ Fair ■ Poor

Abdominal Anatomy



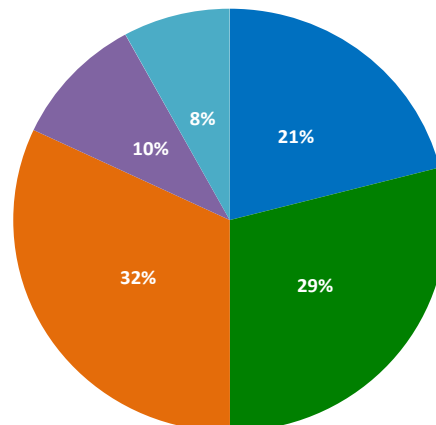
■ Excellent ■ Good ■ Neutral ■ Fair ■ Poor

Abdominal Surgeries



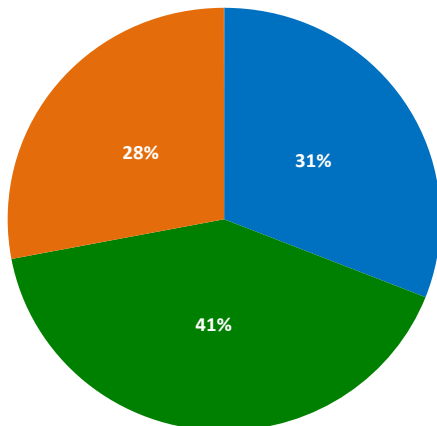
■ Excellent ■ Good ■ Neutral ■ Fair ■ Poor

Breast Surgery



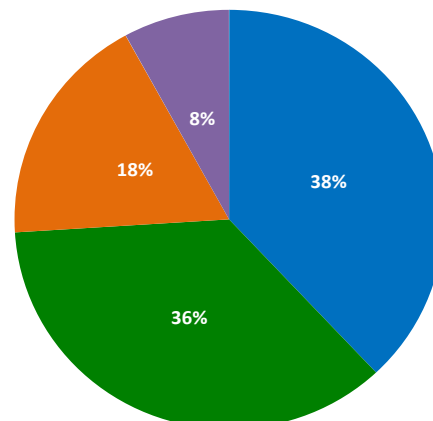
■ Excellent ■ Good ■ Neutral ■ Fair ■ Poor

Would you recommend this course to a friend?



■ Most certainly ■ Certainly ■ Probably ■ Maybe ■ Will not recommend

Do you think that this course provided good value for money?



■ Most certainly ■ Certainly ■ Probably ■ Maybe ■ Not worth

## Individual Comments

A useful course.

**SB**  
*University of Edinburgh*

Very helpful for finals and cv for career progression.

**JD**  
*University of Edinburgh*

I really enjoyed this course. The surgical trainee, Eilidh, who led our small group was really enthusiastic and knowledgeable, she was a very good teacher. I enjoyed the practical style of learning and found that it was very logical and helped me to better understand the anatomy I'd previously been taught. This was a great course and I'd really recommend it.

**SS**  
*University of Edinburgh*

The surface anatomy was great and the chance to draw on each other was a great visual tool for learning.

**ED**  
*University of Dundee*

The event is pleasantly organised. The course is highly relevant nonetheless and is worth spending money and time on.

**KY**  
*University of Dundee*

Organisation was good and was an interesting way to learn the concept of surface anatomy with clinical application. Our tutor Eilidh was particularly good and energetic.

**CM**  
*University of Edinburgh*

Course was well worth time. Knowledge of tutors and content was excellent. Surgical anatomy teaching covered relevant topics and will be very useful for my upcoming surgery placements.

**MT**  
*University of Glasgow*

I felt the teaching of the course was really good and relevant.

**LW**  
*University of Glasgow*

## Individual Comments

This was an enjoyable morning.

**HM**  
*University of Edinburgh*

Good course.

**AM**  
*Hairmyres Hospital, Glasgow*

Very good teaching. Was very quick but this is understandable given the breadth that was covered.

**KL**  
*University of Glasgow*

The tutors are very knowledgeable and approachable. The contents were well-delivered and engaging.

**PY**  
*University of Glasgow*

Excellent course. Very helpful to draw on each other, with expert guidance.

**CG**  
*University of Edinburgh*

Very well organized, and content was well thought out. The talks correlating anatomy to injury or surgery were fantastic and I hope for more of such content in the future!

**RQ**  
*University of Edinburgh*

Well organised, Good for a quick recap.

**RC**  
*Royal Infirmary of Edinburgh, Edinburgh*

It is a good course, very informative.

**JY**  
*University of Dundee*

Worthwhile course, very packed curriculum.

**JL**  
*University of Glasgow*

## Individual Comments

Good value for money. Good revision.

**EP**  
*Ayr Hospital, Ayr*

The course was well organised. Being able to break into smaller groups to learn the surface anatomy on each other was particularly helpful.

**SX**  
*University of Edinburgh*

This course emphasizes surface anatomy and its significance in medical practice and surgery. It has motivated me to study anatomy in a clinical manner and it is more interesting than reading from books.

**EY**  
*University of Glasgow*

I feel the first part of the morning session was quite alright with pace and content. In overall this is quite a good recap for clinical examination .

**YF**  
*University of Dundee*

Great way of learning relevant clinical anatomy. Clinical tutors were very good.

**BT**  
*University of Glasgow*

Excellent organisation and enthusiasm from all tutors. Greatly enjoyed the session, especially considering all the material covered in such short time.

**NT**  
*University of Edinburgh*

Good overview.

**ZH**  
*University of Edinburgh*

The course was worth the money, and was a helpful aid in revising clinical anatomy.

**AM**  
*University of Glasgow*

Everything is perfect well organized great lecture.

**PC**  
*First faculty of Medicine, Charles University, Czech Republic*



## Individual Comments

Overall very enjoyable and very helpful in visualization of the surface anatomy of the relevant systems. The small group sessions were generally useful.

**AK**  
*University of Dundee*

Very good course content. The small group teaching with the surgical trainees was a great conduit to learning and to really appreciating the clinical applications of anatomy. All in all, a very enjoyable day.

**LL**  
*University of Aberdeen*

Great course, tutors were excellent.

**MA**  
*University of Glasgow*

I would say that I am very pleased with the overall outline of this course, it was very easy to register and I was extremely satisfied with how everything was taught to us.

**WC**  
*First Faculty of Medicine, Charles University in Prague*

The course was certainly worth investing time in. In our university, surface anatomy is not emphasised enough and understandably this lack of knowledge will become increasingly apparent in a clinical context.

**MH**  
*Charles University, First Faculty of Medicine*



# DOCTORS ACADEMY

BETTER EDUCATION. BETTER HEALTH.

Doctors Academy is a UK-based International Non-Profit Organisation comprising of doctors, dentists and scientists that undertakes a diverse range of educational activities globally. The aim of the Academy is to disseminate information and exchange medical knowledge between professionals from diverse backgrounds working in a variety of healthcare settings. This is achieved by the provision of a number of attendance courses, publishing house, online resources and international events/ competitions.

## Courses (a selection):

### Undergraduate:

- Final Year Medicine and Surgical Revision Courses
- Training the Clinical Anatomy Trainer
- Clinical Anatomy as Applied to Trauma and Emergency Medicine
- Surgical Anatomy of Important Operative Procedures
- Future Surgeons: Key Skills (RCSEd delivered)
- Structured Introduction to Surgical Skills

### Postgraduate:

- MRCS Part A
- MRCEM Part A
- MRCS Part B OSCE
- DOHNS: Intensive Revision & OSCE
- Intercollegiate Basic Surgical Skills (RCSEd delivered)
- MRCP PACES Part 2
- FRCS (General Surgery) Exit Exam
- Cadaveric Ultrasound-Guided Musculoskeletal Intervention Course
- Ultrasound-Assisted Botulinum Toxin Injection for Neuromuscular Disorders
- Live Advanced Laparoscopic Colorectal Course



## Forthcoming key events:

- **International Medical Summer School**  
*Manchester, 31<sup>st</sup> July to 4<sup>th</sup> August 2017*
- **International Academic and Research Conference**  
*Manchester, 5<sup>th</sup> August 2017*
- **World University Anatomy Challenge**  
*Manchester, 4<sup>th</sup> August 2017*

## Publications



[publications.doctorsacademy.org](http://publications.doctorsacademy.org)

## World Journal of Medical Education & Research

Peer-reviewed academic journal  
with ISSN.



- No fee to view, read and download articles
- No subscription charges
- No submission fees
- No manuscript processing fee
- No publishing fee
- No cost to read, write or publish!

[wjmer.co.uk](http://wjmer.co.uk)

## Online Revision Resources

DoctorExams consists of 1000s of questions with detailed explanations in MCQ, EMQ, SBA and SAQ formats. Questions are written by the Doctors Academy group of experienced clinicians and clinical academics, with mock exams and feedback on performance included to aid a candidate's focused revision of topics. Based on past exams, these questions are carefully crafted to suit the requirements of undergraduate students & postgraduate trainees undertaking relevant speciality exams.

### Resources for:

- Medical Students
- Dental Students
- International Entrance Exams
- MRCS Exams
- General Surgery Exams
- Plastic Surgery Exams
- DOHNS Exams

[www.doctorexams.co.uk](http://www.doctorexams.co.uk)

# [www.doctorsacademy.org](http://www.doctorsacademy.org)