



THE ROYAL COLLEGE
OF SURGEONS OF
EDINBURGH

Intercollegiate Basic Surgical Skills Course

Feedback - July 2017



Intercollegiate Basic Surgical Skills

The Basic Surgical Skills course has been running since 1994, with the involvement of all four UK and Ireland Colleges of Surgeons, and is designed to teach the essential basic technical skills required of a surgeon, instilling good practice at the early stages of training.

Junior Trainees pursuing a career in surgery are expected to be able to perform a range of basic surgical skills prior to commencing specialty surgical training. These skills are not specifically covered during their foundation or core training placements.

The ethos of this Intercollegiate Basic Surgical Skills Course (BSSC) was to instil core surgical skills at the very start of a surgeon's training by teaching the correct basic technique.

Participants were introduced to the principles underpinning the various techniques with individual tuition and under the expert supervision of consultant surgeons. The participants were then assessed throughout the course and are issued with a certificate upon successful completion of the course.

The course was held over two days with a series of demonstrations and extensive hands on sessions. Techniques were practiced using a combination of prepared animal tissue, synthetic models and simulation.



Course Information

Course date:	15th and 16th July 2017
Venue:	Education Centre, Christie Hospital Manchester, UK
Attendance:	22 Delegates
Aimed at:	FY1 (perquisite - 6 months in a surgical training post), FY2, ST1/CT1 & ST2/CT2.
Course fee:	£585.00 Full Course Fee £550.00 RCSEd Affiliate Member

Learning Outcomes

On completion of this course, participants will be able to:

- Demonstrate an appropriate procedure for 'gowning' and 'gloving' in accordance with recommended standards of practice.
- Tie a variety of reliable knots, including, surgical reef knots and the Aberdeen knot and tying at depth.
- Describe correct handling and use of surgical instruments.
- Suture a variety of tissues, including skin, bowel, vascular tissue and tendons effectively.
- Perform abscess drainage and contaminated wound debridement in accordance with the basic principles of wound management.
- Demonstrate safe fine tissue handling utilising small bowel, vascular and tendon models for basic anastomoses technique.
- Demonstrate an understanding of basic diathermic technique.
- Demonstrate effective management of ergonomic issues commonly encountered in endoscopic surgery.

Course Programme

0830	Registration	
0850	Introduction	Mr Tandon
0910	Gowning and Gloving	Mr Tandon
0940	Handling Instruments	Mr Hooper
1015	Knots (1) - Reef Knot, Instrument Tie Assessment	Mr Tandon
1100	Coffee Break	
1115	Knots (2) - Surgeons Knots, Tie at Depth Assessment	Mr Tandon
1200	Suturing - Needle Manipulation and Driving, Interrupted, Sub-Cuticular, Vertical Mattress Assessment	Mr Fisher
1300	Lunch Break	
1345	LA Techniques Skin Lesions and Sebaceous Cyst	Mr Fisher
1430	Fine Tissue Handling (1) - Tendon Repair, Assisted	Mr Hooper
1515	Coffee Break	
1530	Wound Management - Abscess Drainage, Debriding Traumatic Wound	Mr Vallabhajousula
1615	Diathermy (Practical or Seminar)	Mr Hooper
1700	Question and Answer Session	All Faculty

Course Programme

0830	Registration	
0900	Skills Consolidation/ OSAT	All Faculty
1000	Abdominal Incision and Closure	Mr Fisher
1100	Haemostasis, Ligation in Continuity, Pedicle Ligation, Transfixion	Mr Fisher
1145	Coffee Break	
1200	End to End Bowel Anastomosis - Interrupted, Instrument Tied Knots	Mr Vallabhajousula
1315	Lunch Break	
1400	Fine Tissue Handling (2) - Vein Patch Exercise, Assisted	Mr Hooper
1515	Introduction to Endoscopic Surgery	Mr Vallabhajousula
1530	Endoscopic Exercises - Visualisation Tasks, Various Scope Angles, Use of Coaxial Instruments, Manipulation of Non-Coaxial Instruments	Mr Vallabhajousula
1645	Question and Answer Session, Certification	All Faculty

Local Faculty:

Mr C Selvasekar (Course Director)

RCSEd Faculty:

Mr R Tandon (Convenor)

Mr G Hooper

Mr P Fisher

Mr S Vallabhajousula

Junior Faculty

Miss Lara Jayatilaka

Dr Ioannis Rantos

Mr Patrick Green

Faculty List

Mr Roop Tandon, MBBS, FRCS

Surgical Skills Tutor – Royal College of Surgeons of Edinburgh
Formerly, Consultant Orthopaedic Surgeon, Wolverhampton Hospital

Mr Geoffrey Hooper, MB ChB, MMSc, MD, FRCS, FRCSEd (Orth)

Retired Consultant Orthopaedic Surgeon, St. John's Hospital, Livingston
Surgical Tutor - RCS Edinburgh

Mr Chelliah Selvasekar, MBBS, MD, FRCS (Ed, Glas), FRCS Ed (Gen. Surg)

Consultant General, Laproscopic & Colorectal Surgeon
Christie Hospital, Manchester

Mr Paul Fisher, MRCS, FRCS

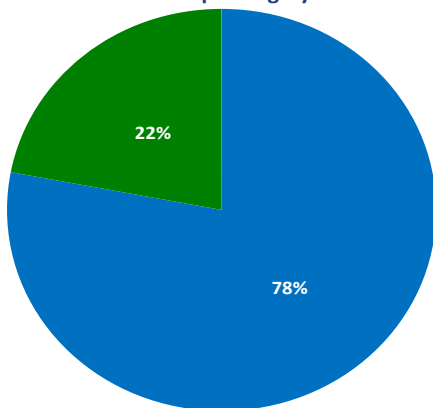
Consultant General Surgeon
Caithness General Hospital, Wick

Mr Srihari Vallabhajousula, MRCS, FRCS

Consultant Surgeon
Borders General Hospital, Melrose

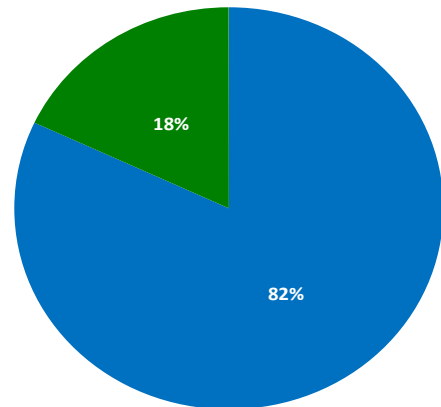
Overall Teaching Feedback

Explain the principles of good practice in theatre etiquette, knot tying, suturing, haemostasis, anastomosis, surgical diathermy and ergonomics or endoscopic surgery



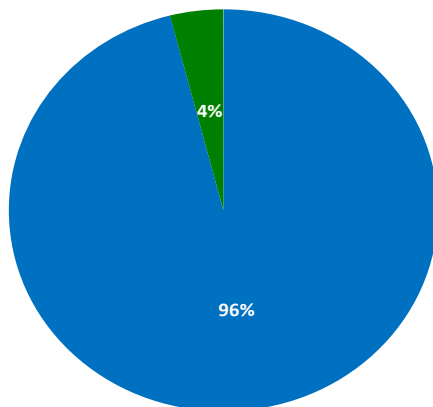
■ Strongly Agree ■ Agree ■ Neutral ■ Disagree ■ Strongly Disagree

Describe correct handling and use of surgical instruments



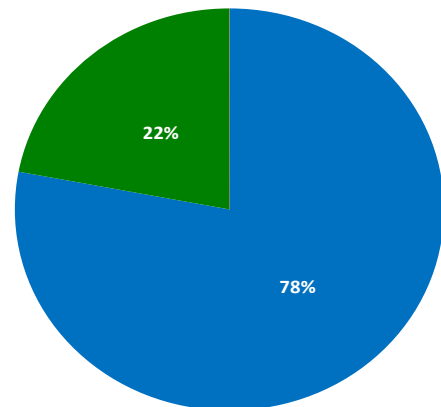
■ Strongly Agree ■ Agree ■ Neutral ■ Disagree ■ Strongly Disagree

Demonstrate an appropriate procedure for 'gowning' and 'gloving' in accordance with recommended standards of practice



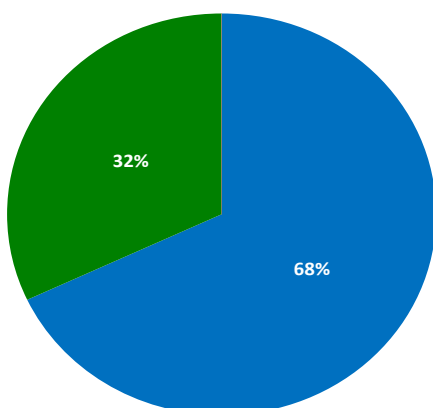
■ Strongly Agree ■ Agree ■ Neutral ■ Disagree ■ Strongly Disagree

Tie a variety of reliable knots, including surgical reef knots and the Aberdeen knot and tying at depth



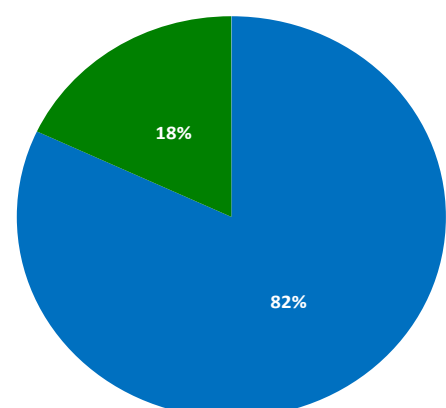
■ Strongly Agree ■ Agree ■ Neutral ■ Disagree ■ Strongly Disagree ■ No answer

Suture a variety of tissues, including skin, bowel, vascular tissue and tendons effectively



■ Strongly Agree ■ Agree ■ Neutral ■ Disagree ■ Strongly Disagree ■ No answer

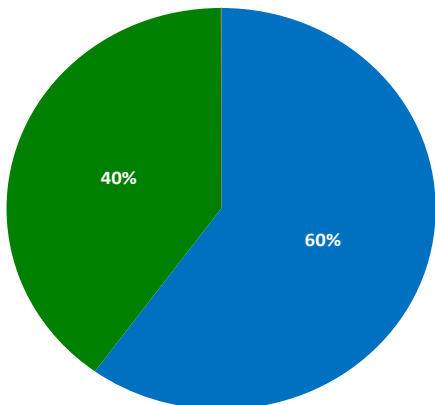
Perform abscess drainage and contaminated wound debridement in accordance with the basic principles of wound management



■ Strongly Agree ■ Agree ■ Neutral ■ Disagree ■ Strongly Disagree

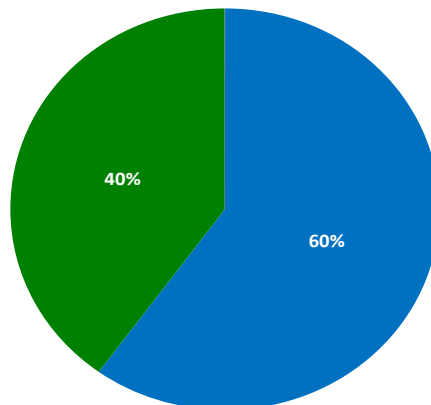
Overall Teaching Feedback

Demonstrate basic techniques for small bowel, vascular and tendon anastomoses



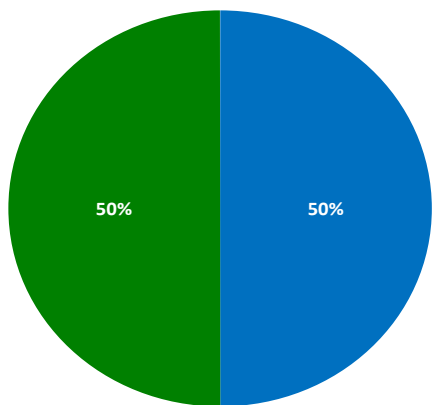
Strongly Agree Agree Neutral Disagree Strongly Disagree No answer

Demonstrate an understanding of basic diathermic technique



Strongly Agree Agree Neutral Disagree Strongly Disagree

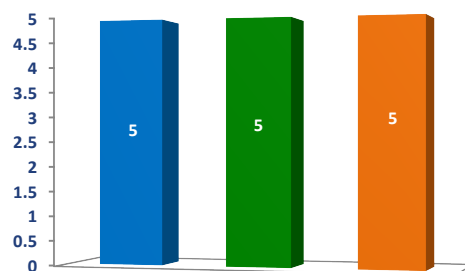
Demonstrate effective management of ergonomic tissue commonly encountered with endoscopic surgery



Strongly Agree Agree Neither Agree or Disagree Disagree Strongly Disagree No answer

Introduction

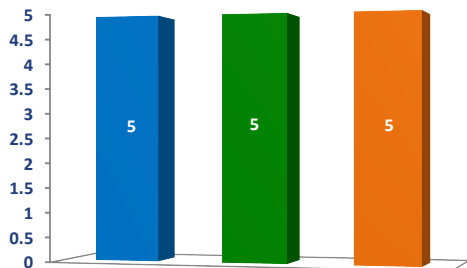
1 is Very Poor, 2 is Poor, 3 is Neutral, 4 is Good, 5 is Excellent



Clarity of information Relevance of session Delivery (materials/style)

Gowning and Gloving

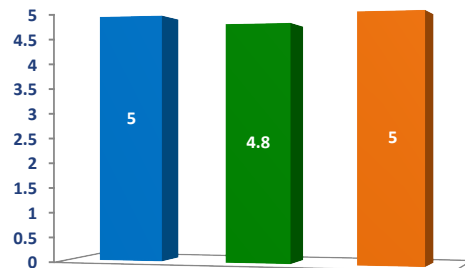
1 is Very Poor, 2 is Poor, 3 is Neutral, 4 is Good, 5 is Excellent



Clarity of information Relevance of session Delivery (materials/style)

Handling Instruments

1 is Very Poor, 2 is Poor, 3 is Neutral, 4 is Good, 5 is Excellent

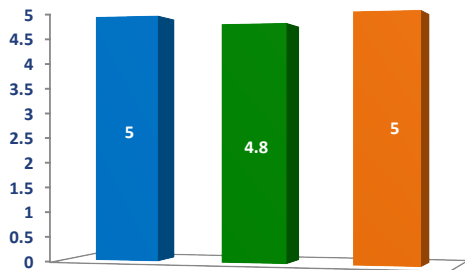


Clarity of information Relevance of session Delivery (materials/style)

Overall Teaching Feedback

Knots (1) Reef knot, Instrument Tie

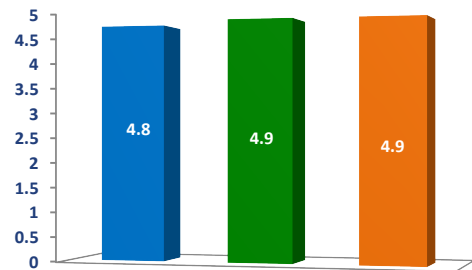
1 is Very Poor, 2 is Poor, 3 is Neutral, 4 is Good, 5 is Excellent



■ Clarity of information ■ Relevance of session ■ Delivery (materials/style)

Knots (2) Surgeons Knot, tie at Depth

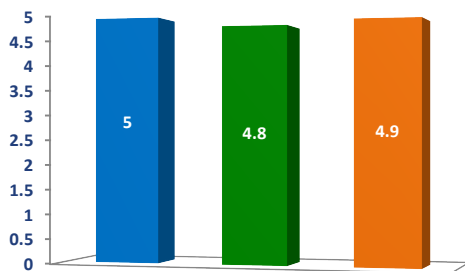
1 is Very Poor, 2 is Poor, 3 is Neutral, 4 is Good, 5 is Excellent



■ Clarity of information ■ Relevance of session ■ Delivery (materials/style)

Suturing Needle Manipulation & Driving, Interrupted, Sub-Cuticular, Vertical Mattress

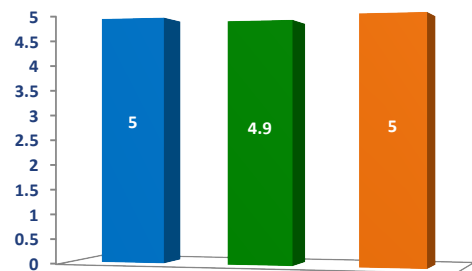
1 is Very Poor, 2 is Poor, 3 is Neutral, 4 is Good, 5 is Excellent



■ Clarity of information ■ Relevance of session ■ Delivery (materials/style)

Skin Lesions & LA Techniques - Skin Lesions, Subcutaneous Cysts

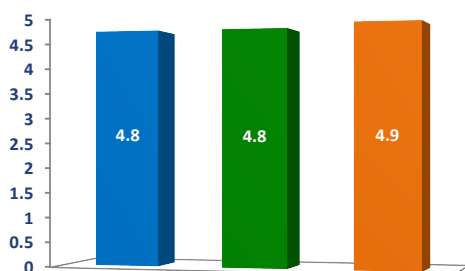
1 is Very Poor, 2 is Poor, 3 is Neutral, 4 is Good, 5 is Excellent



■ Clarity of information ■ Relevance of session ■ Delivery (materials/style)

Fine Tissue Handling (1) Tendon Repair, (Assisted)

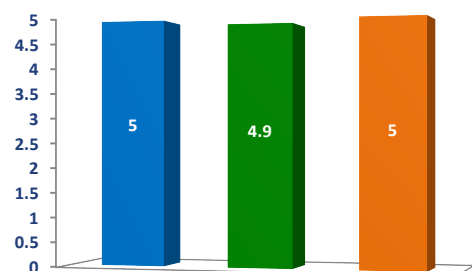
1 is Very Poor, 2 is Poor, 3 is Neutral, 4 is Good, 5 is Excellent



■ Clarity of information ■ Relevance of session ■ Delivery (materials/style)

Wound Management - Abscess Drainage, Debriding Traumatic Wound

1 is Very Poor, 2 is Poor, 3 is Neutral, 4 is Good, 5 is Excellent

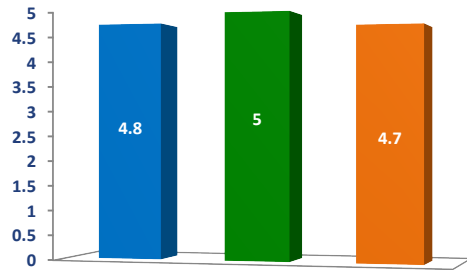


■ Clarity of information ■ Relevance of session ■ Delivery (materials/style)

Overall Teaching Feedback

Diathermy (Practical or Seminar)

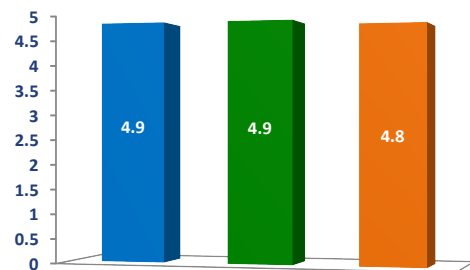
1 is Very Poor, 2 is Poor, 3 is Neutral, 4 is Good, 5 is Excellent



■ Clarity of information ■ Relevance of session ■ Delivery (materials/style)

Skills Consolidation/OSAT

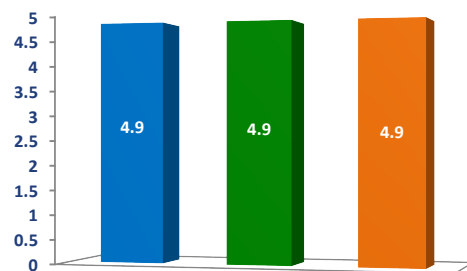
1 is Very Poor, 2 is Poor, 3 is Neutral, 4 is Good, 5 is Excellent



■ Clarity of information ■ Relevance of session ■ Delivery (materials/style)

Abdominal Incision & Closure

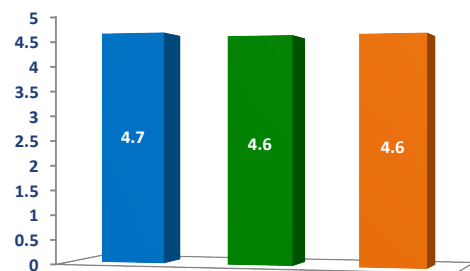
1 is Very Poor, 2 is Poor, 3 is Neutral, 4 is Good, 5 is Excellent



■ Clarity of information ■ Relevance of session ■ Delivery (materials/style)

Haemostasis - Ligation in Continuity, Pedicle Ligation, Transfixion

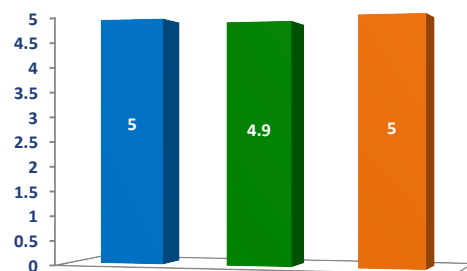
1 is Very Poor, 2 is Poor, 3 is Neutral, 4 is Good, 5 is Excellent



■ Clarity of information ■ Relevance of session ■ Delivery (materials/style)

End to End Bowel Anastomosis - Interrupted, Instrument Tied Knots

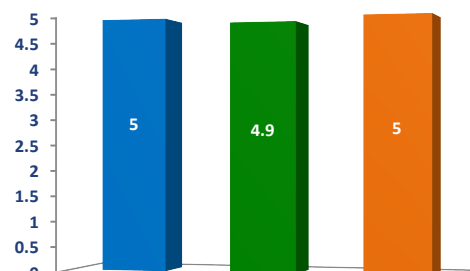
1 is Very Poor, 2 is Poor, 3 is Neutral, 4 is Good, 5 is Excellent



■ Clarity of information ■ Relevance of session ■ Delivery (materials/style)

Fine Tissue Handling (2) Vein Patch Exercise, (Assisted)

1 is Very Poor, 2 is Poor, 3 is Neutral, 4 is Good, 5 is Excellent

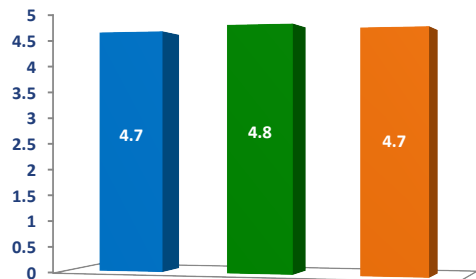


■ Clarity of information ■ Relevance of session ■ Delivery (materials/style)

Overall Teaching Feedback

Introduction to Endoscopic Surgery

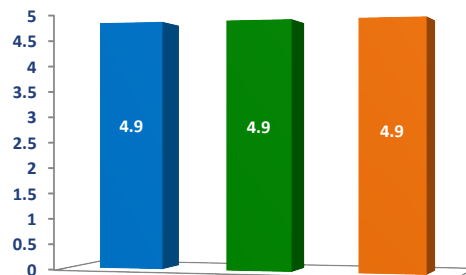
1 is Very Poor, 2 is Poor, 3 is Neutral, 4 is Good, 5 is Excellent



■ Clarity of information ■ Relevance of session ■ Delivery (materials/style)

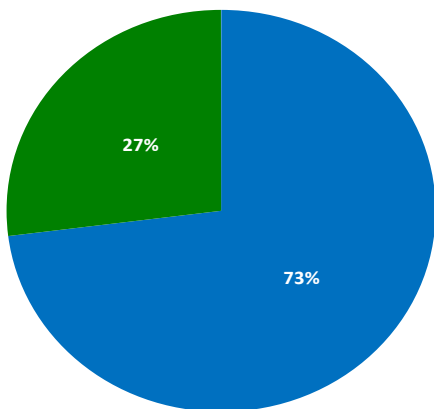
Endoscopic Exercises - Visualisation Tasks, various Scope Angles, use of Coaxial Instruments, Manipulation of non-Coaxial Instruments

1 is Very Poor, 2 is Poor, 3 is Neutral, 4 is Good, 5 is Excellent



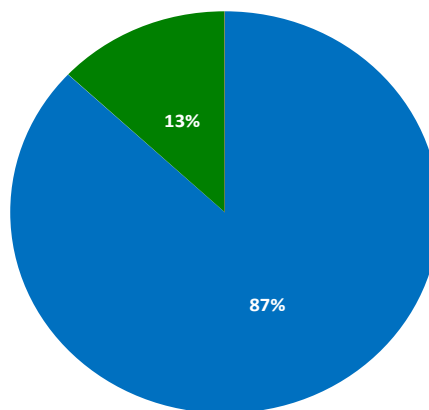
■ Clarity of information ■ Relevance of session ■ Delivery (materials/style)

How would you rate the content of the suture pack?



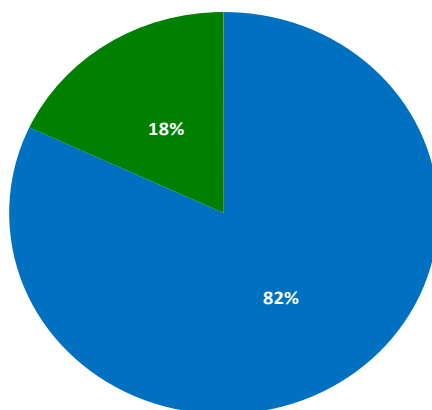
■ Excellent ■ Good ■ Average ■ Little Use

How would you rate the benefit of attending this training course?



■ Excellent ■ Good ■ Average ■ Little Use

How would you rate the Overall Impression of the Suture Pack?



■ Excellent ■ Good ■ Average ■ Little Use

Comments

- o Tutors were excellent.
- o Very good materials used.
- o Brilliant course.
- o Really informative course.
- o Very impressive and high quality course.
- o Thoroughly enjoyed and benefitted from the course.
- o This course would be useful for other specialties for instance dermatology, those who treat and operate on skin cancer.
- o Fun and relaxed environment for learning.
- o Surpassed my expectations.



THE ROYAL COLLEGE
OF SURGEONS OF
EDINBURGH



Intercollegiate Basic Surgical Skills Course

