

**9th Cardiff Cadaveric Ultrasound-
Guided Musculoskeletal Intervention
Course (MSK Course)**

Feedback - February 2019

9th Cardiff Cadaveric Ultrasound-Guided Musculoskeletal Intervention Course (MSK Course)

This unique, two-day, 'hands-on' course allowed participants to perform ultrasound-guided musculoskeletal interventional procedures on unembalmed, freeze-preserved cadavers, whilst under the direct supervision of Consultant Musculoskeletal Interventional Radiologists.

With a high tutor-to-participant ratio, this practical course was delivered in small groups using a series of tutor demonstrations. Participants were given the opportunity to undertake various interventional procedures on cadavers in order to simulate clinical practice.

Practical sessions included injection of joints and surrounding soft tissue structures, and techniques including dry needling and biopsies. The indications and contraindications for musculoskeletal interventions, as well as the role of pertinent drugs and potential complications, were also discussed. A simulated patient was used in order to convey pertinent anatomy, with emphasis placed on 'positioning the patient' when undertaking various interventional procedures. A workshop at the end of the course provided participants with an opportunity to consolidate their particular area of interest and to freely interact with tutors in order to gain a further insight.

Course Information

Course Date: 15th and 16th February 2019
Venue: Welsh Centre For Anatomical Education, University of Cardiff

Attendance: 14 Delegates

Aimed at:

- Consultants
- Speciality Trainees
- Registrar Level Doctors
- Specialist Allied Health Professionals

(Radiology / Orthopaedics / Rheumatology)

Course Fee: £695.00

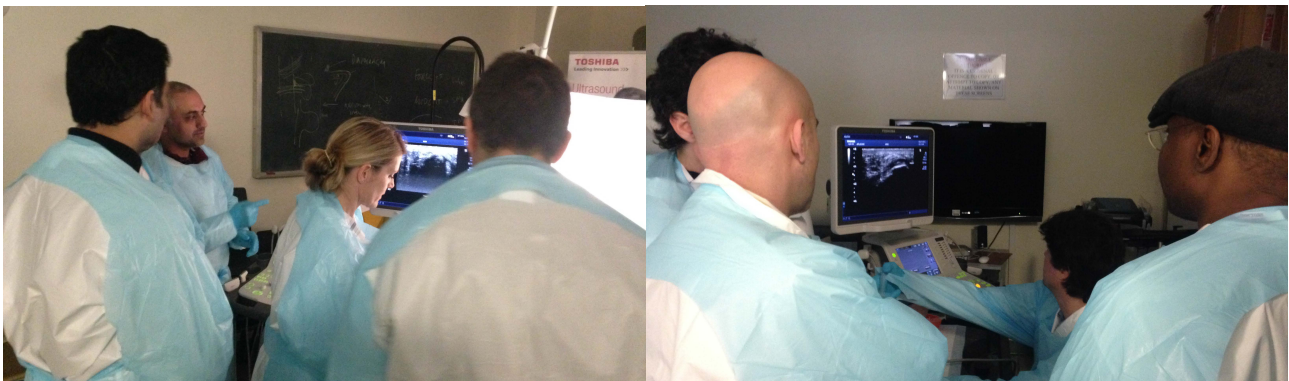
Attendance entitles participants to:

13 CPD points from the Royal College of Radiologists.

1.5 credits from the European Society of Musculoskeletal Radiologists (ESSR) and is accredited towards the ESSR diploma.

Objectives of Course:

- Understand the basic principles of ultrasound-guided musculoskeletal procedures.
- Understand the indications, contraindications and potential risks of interventional procedures.
- Practice various ultrasound-guided interventional procedures on unembalmed freeze-preserved cadavers.



Course Programme - Day One

0900 - 0930	Registration & Welcome
0930 - 1000	Introduction to MSK Intervention - Ultrasound Interventional Techniques - Indications and Contraindications for Interventional Procedures - Consent
1000 - 1300	Cadaveric Workshop - Ultrasound-Guided Intervention Practical Sessions
1000 - 1130	
<i>Group A</i>	<i>Shoulder - Part 1 (Anterior Approach Glena-Humeral Joint Injection, Barbotage, Subacromial, Biceps Tendon Sheath and ACJ Injections)</i>
<i>Group B</i>	<i>Foot and Ankle - Part 1 (Intra-Articular Ankle and Small Joint Infections, Morton's Neuroma, Plantar Fascia, Tendon Sheath and Sinus Tarsi Injection)</i>
1130 - 1150	Refreshment Break
1150 - 1300	
<i>Group A</i>	<i>Shoulder - Part 2 (Anterior Approach Glena-Humeral Joint Injection, Barbotage, Subacromial, Biceps Tendon Sheath & ACJ Injections)</i>
<i>Group B</i>	<i>Foot and Ankle - Part 2 (Intra-Articular Ankle and Small Joint Infections, Morton's Neuroma, Plantar Fascia, Tendon Sheath and Sinus Tarsi Injection)</i>
1300 - 1400	Lunch
1400 - 1700	Cadaveric Workshop - Ultrasound-Guided Intervention Practical Sessions
1400 - 1530	
<i>Group A</i>	<i>Elbow, Wrist and Hand (Intra-Articular and Tendon Sheath Injections, Injection and Dry Needling for Medial and Lateral Epicondylitis)</i>
<i>Group B</i>	<i>Groin, Hip and Knee (Intra-Articular Injections, Pubic Symphysis, Adductor Origin, Trochanteric and Psoas Bursa Injections, Dry Needling of Patellar Tendon)</i>
1530 - 1550	Refreshment Break
1550 - 1700	Prone Scanning; Posterior Approach GHJ Injection, Ischial Tuberosity Injection, Achilles Tendon Hydrodissection (with Swabbing Between Groups)
1700 - 1715	Summary and End of Day One
1900 - 2200	Complimentary Course Dinner

Course Programme - Day Two

0845 - 0900	Registration
0900 - 0930	Discussion On: - Drugs, Its Indication and Potential Conflicts
0930 - 1230	Cadaveric Workshop - Ultrasound-Guided Intervention Practical Sessions
0930 - 1100	
<i>Group A</i>	<i>Foot and Ankle - Part 1 (Intra-Articular Ankle and Small Joint Infections, Morton's Neuroma, Plantar Fascia, Tendon Sheath and Sinus Tarsi Injection)</i>
<i>Group B</i>	<i>Shoulder - Part 1 (Anterior Approach Glena-Humeral Joint Injection, Barbotage, Subacromial, Biceps Tendon Sheath & ACJ Injections)</i>
1100 - 1120	Refreshment Break
1120 - 1230	
<i>Group A</i>	<i>Foot and Ankle - Part 2 (Intra-Articular Ankle and Small Joint Infections, Morton's Neuroma, Plantar Fascia, Tendon Sheath and Sinus Tarsi Injection)</i>
<i>Group B</i>	<i>Shoulder - Part 2 (Anterior Approach Glena-Humeral Joint Injection, Barbotage, Subacromial, Biceps Tendon Sheath & ACJ Injections)</i>
1230 - 1330	Lunch
1330 - 1500	Cadaveric Workshop - Ultrasound-Guided Intervention Practical Sessions (Lower Limb)
1330 - 1500	
<i>Group A</i>	<i>Groin, Hip and Knee (Intra-Articular Injections, Pubic Symphysis, Adductor Origin, Trochanteric and Psoas Bursa Injections, Dry Needling of Patellar Tendon)</i>
<i>Group B</i>	<i>Elbow, Wrist and Hand (Intra-Articular and Tendon Sheath Injections, Injection and Dry Needling for Medial and Lateral Epicondylitis)</i>
1500 - 1600	Biopsy
1600 - 1615	Summary, Feedback and End of Course

Faculty List

Dr Ramakrishna Kishore, MBBS, MRCS, FRCR

Course Director

Consultant Musculoskeletal Radiologist

University Hospital of Wales, Cardiff

Dr Kausik Mukherjee, MBBS, FRCS, FRCR

Consultant Musculoskeletal Radiologist

University Hospital of Wales, Cardiff

Dr Nidhi Jain, FRCR

Consultant Musculoskeletal Radiologist

University Hospital of Wales, Cardiff

Dr Peter Mullaney, BMed Sci, BMBS, MRCS, FRCR

Consultant Musculoskeletal Radiologist

University Hospital of Wales, Cardiff

Dr Sridhar Kamath, MBBS, MD, MRCP, FRCR

Consultant Musculoskeletal Radiologist

University Hospital of Wales, Cardiff

Dr Vineet Bhat, MBBS, MRCS, FRCR

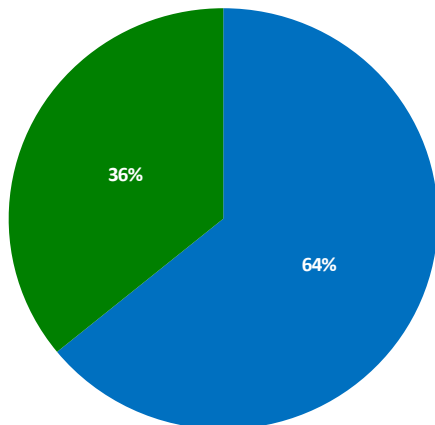
Consultant Musculoskeletal Radiologist

University Hospital of Wales, Cardiff



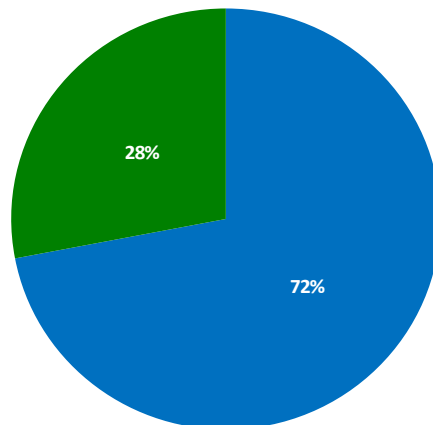
Overall Feedback

How was the content of the course?



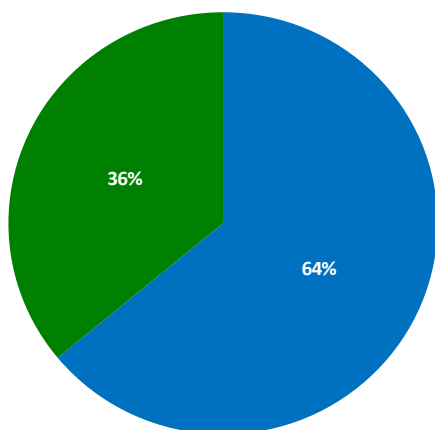
■ Excellent ■ Good ■ Neutral ■ Fair ■ Poor

How would you rate the general academic standard of the tutors?



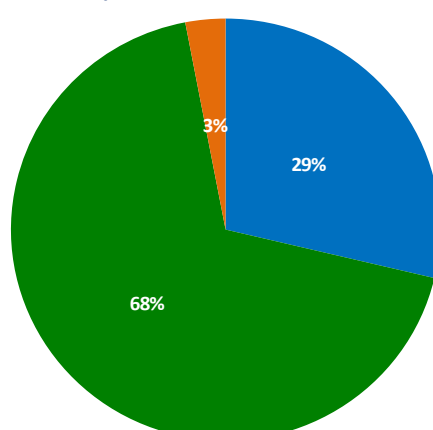
■ Excellent ■ Good ■ Neutral ■ Fair ■ Poor

How was the clarity of demonstrations?



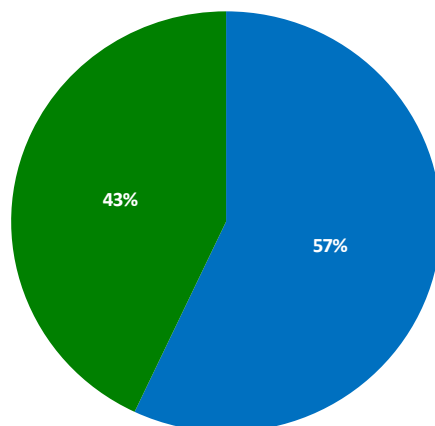
■ Excellent ■ Good ■ Neutral ■ Fair ■ Poor

Did you get sufficient opportunity to practice on the cadaver?



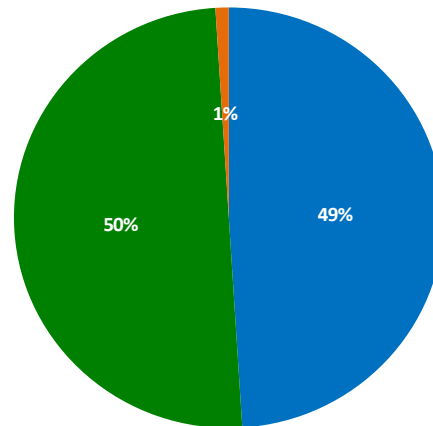
■ Most certainly ■ Certainly ■ Just about ■ Limited ■ Not at all

How do you rate the relevance of the course to your career?



■ Very relevant ■ Mostly relevant ■ Neutral ■ Somewhat relevant ■ Not relevant

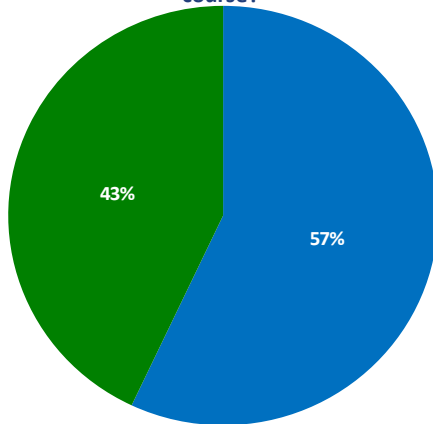
Did the course meet your learning objectives?



■ Most certainly ■ Certainly ■ Just about ■ Limited ■ Not at all

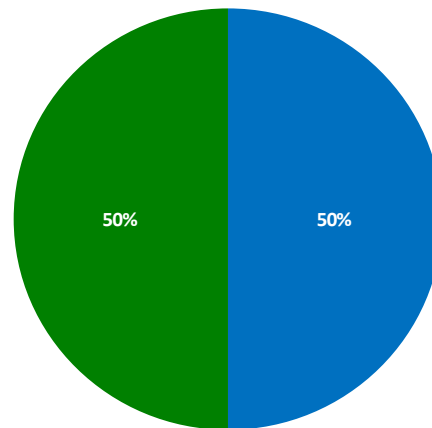
Overall Feedback

Do you feel more confident in undertaking the procedures as a result of attending this course?



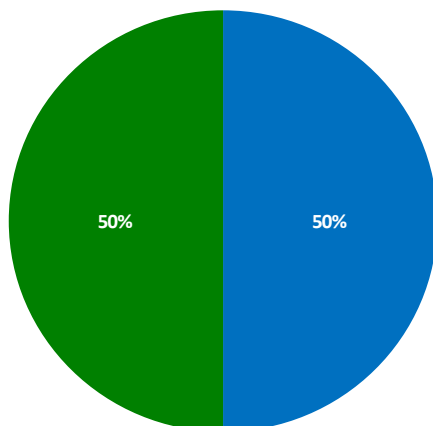
■ Most certainly ■ Certainly ■ Neutral ■ Maybe ■ No way

Introduction to MSK Intervention



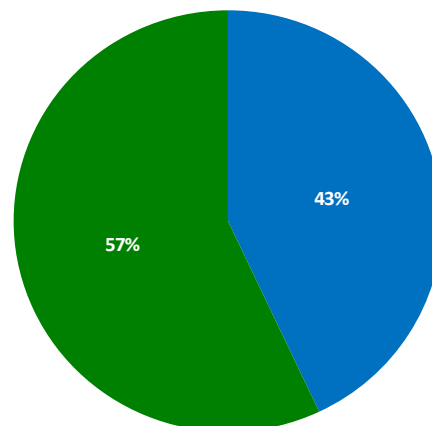
■ Excellent ■ Good ■ Neutral ■ Fair ■ Poor

Prone Scanning



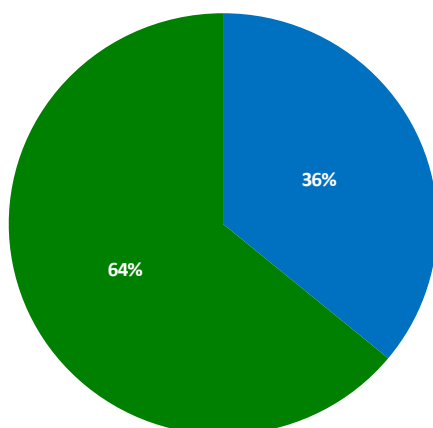
■ Excellent ■ Good ■ Neutral ■ Fair ■ Poor

Posterior Approach GHJ Injection



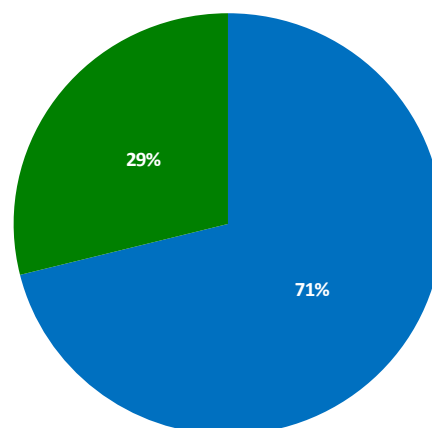
■ Excellent ■ Good ■ Neutral ■ Fair ■ Poor

Ischial Tuberosity Injection



■ Excellent ■ Good ■ Neutral ■ Fair ■ Poor

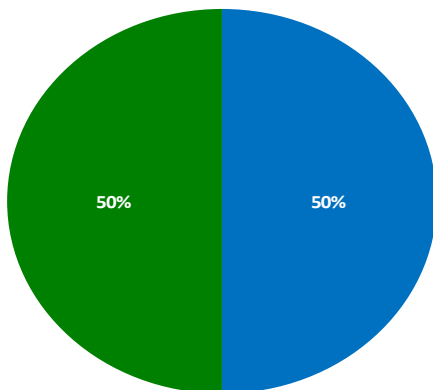
Achilles Tendon Hydrodissection



■ Excellent ■ Good ■ Neutral ■ Fair ■ Poor

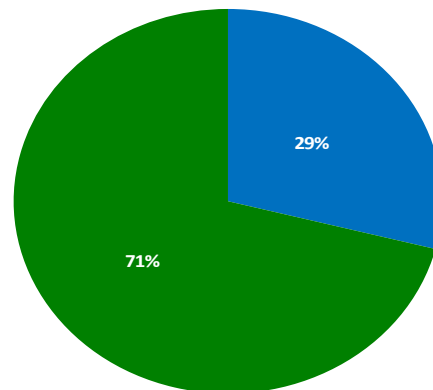
Overall Feedback

Drugs, Its Indications and Potential Complications



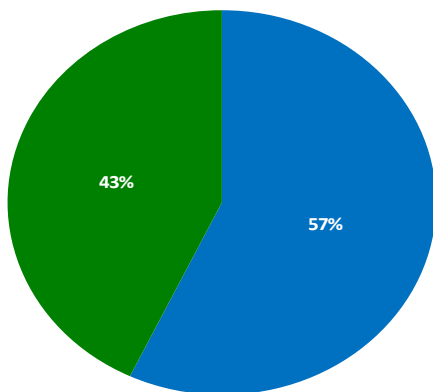
■ Excellent ■ Good ■ Neutral ■ Fair ■ Poor

Biopsy



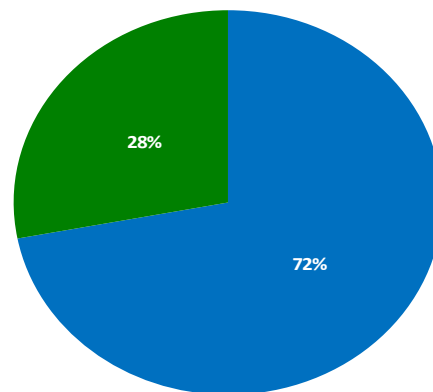
■ Excellent ■ Good ■ Neutral ■ Fair ■ Poor

Ultrasound-Guided Intervention - Shoulder



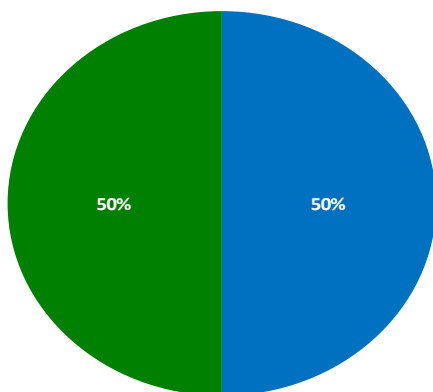
■ Excellent ■ Good ■ Neutral ■ Fair ■ Poor

Ultrasound Guided Intervention - Foot and Ankle



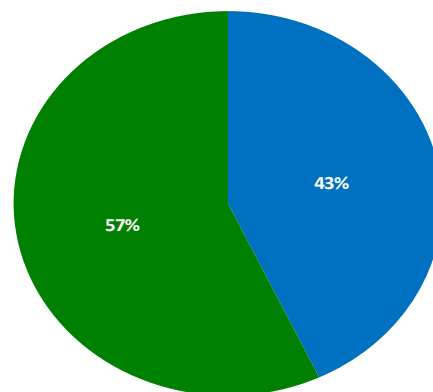
■ Excellent ■ Good ■ Neutral ■ Fair ■ Poor

Ultrasound-Guided Intervention - Elbow, Wrist and Hand



■ Excellent ■ Good ■ Neutral ■ Fair ■ Poor

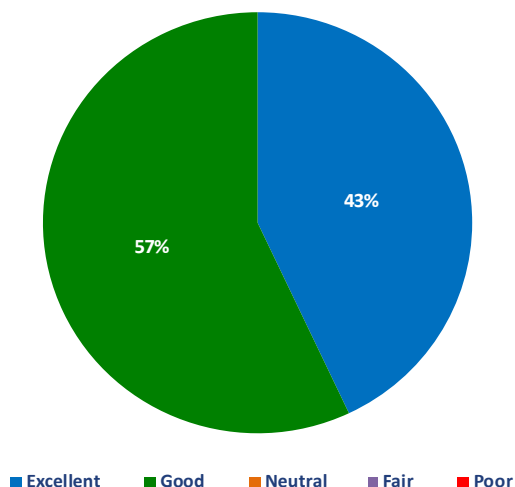
Ultrasound-Guided Intervention - Groin, Hip and Knee



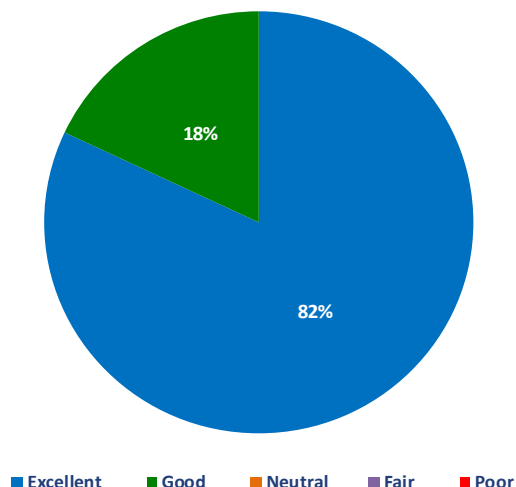
■ Excellent ■ Good ■ Neutral ■ Fair ■ Poor

Overall Feedback

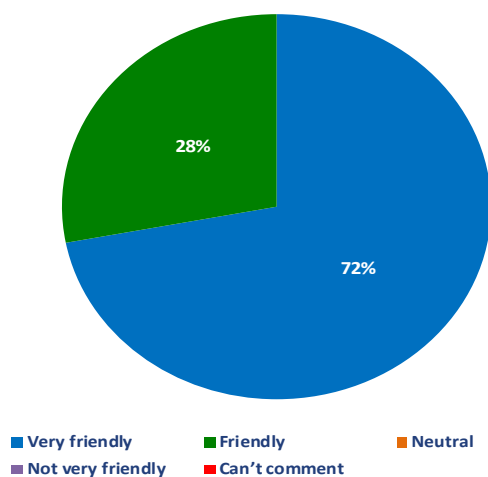
How were the facilities and venue?



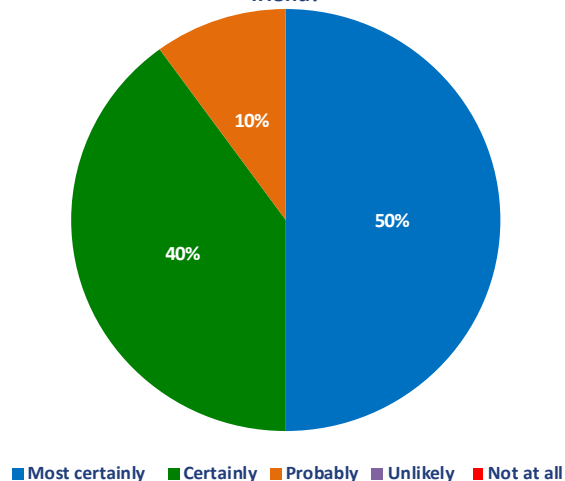
How were the refreshments and lunch?



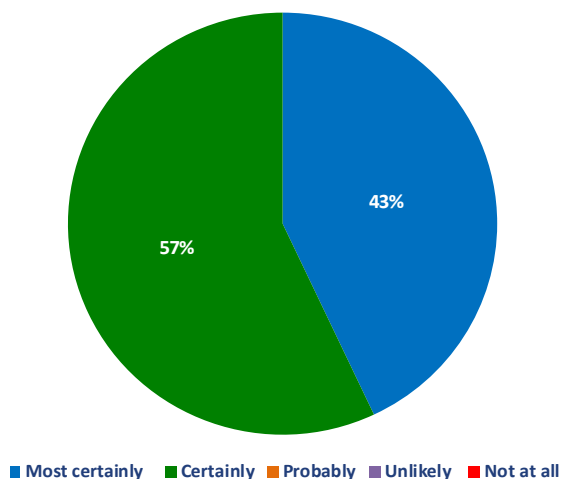
How was the general friendliness of the faculty and organisers?



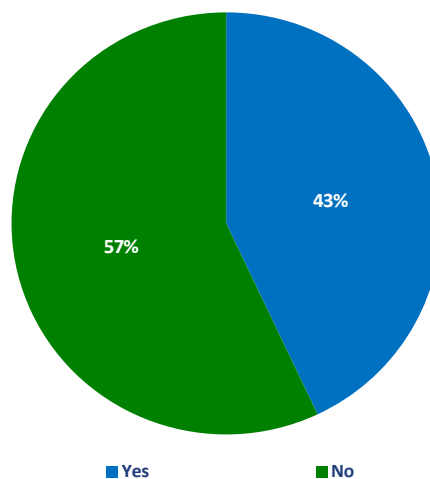
Would you recommend this course to a friend?



Do you think that this course provided good value for money?



Did you attend the course dinner?



Individual Comments

This was a good course with informative discussions.

AA

Burton Hospitals NHS Trust, UK

I found it to be useful, helpful, well organised, and a friendly environment to learn in.

MP

Hospital of Lithuanian University of Health Sciences Kaunas Clinics, Lithuania

This was a valuable experience!

IT

Worcestershire Acute Hospitals NHS Trust, UK

This was an excellent course.

AP

Hereford Hospital NHS Trust, UK

Excellent.

MP

Prince Philip Hospital, Llanelli, UK

This was a very practical, hands on course for the majority of the time, with nice, academic and friendly tutors.

SG

It was really interesting and informative. A good bunch of instructors too!


JV

Shakespeare Health Centre, Hayes, UK

The course was excellent and exceeded my expectations. It was worth the time and money.

JB

Watford General Hospital, Watford, UK



DOCTORS ACADEMY

BETTER EDUCATION. BETTER HEALTH.

Doctors Academy is a UK-based International Non-Profit Organisation comprising of doctors, dentists and scientists that undertakes a diverse range of educational activities globally. The aim of the Academy is to disseminate information and exchange medical knowledge between professionals from diverse backgrounds working in a variety of healthcare settings. This is achieved by the provision of a number of attendance courses, publishing house, online resources and international events/ competitions.

Courses (a selection):

Undergraduate:

- Final Year Medicine and Surgical Revision Courses
- Training the Clinical Anatomy Trainer
- Clinical Anatomy as Applied to Trauma and Emergency Medicine
- Surgical Anatomy of Important Operative Procedures
- Future Surgeons: Key Skills (RCSEd delivered)
- Structured Introduction to Surgical Skills

Postgraduate:

- MRCS Part A
- MRCEM Part A
- MRCS Part B OSCE
- DOHNS: Intensive Revision & OSCE
- Intercollegiate Basic Surgical Skills (RCSEd delivered)
- MRCP PACES Part 2
- FRCS (General Surgery) Exit Exam
- Cadaveric Ultrasound-Guided Musculoskeletal Intervention Course
- Ultrasound-Assisted Botulinum Toxin Injection for Neuromuscular Disorders
- Live Advanced Laparoscopic Colorectal Course



Forthcoming key events:

- International Medical Summer School
- International Academic and Research Conference
- World University Anatomy Challenge

Publications



publications.doctorsacademy.org

World Journal of Medical Education & Research



Peer-reviewed academic journal
with ISSN.

- No fee to view, read and download articles
- No subscription charges
- No submission fees
- No manuscript processing fee
- No publishing fee
- No cost to read, write or publish!

wjmer.co.uk

Online Revision Resources

DoctorExams consists of 1000s of questions with detailed explanations in MCQ, EMQ, SBA and SAQ formats. Questions are written by the Doctors Academy group of experienced clinicians and clinical academics, with mock exams and feedback on performance included to aid a candidate's focused revision of topics. Based on past exams, these questions are carefully crafted to suit the requirements of undergraduate students & postgraduate trainees undertaking relevant speciality exams.

Resources for:

- Medical Students
- Dental Students
- International Entrance Exams
- MRCS Exams
- General Surgery Exams
- Plastic Surgery Exams
- DOHNS Exams

www.doctorexams.co.uk

www.doctorsacademy.org