

**10th Cardiff Cadaveric Ultrasound-
Guided Musculoskeletal Intervention
Course (MSK Course)**

Feedback - February 2020

10th Cardiff Cadaveric Ultrasound-Guided Musculoskeletal Intervention Course (MSK Course)

This unique, two-day, 'hands-on' course allowed participants to perform ultrasound-guided musculoskeletal interventional procedures on unembalmed, freeze-preserved cadavers, whilst under the direct supervision of Consultant Musculoskeletal Interventional Radiologists.

With a high tutor-to-participant ratio, this practical course was delivered in small groups using a series of tutor demonstrations. Participants were given the opportunity to undertake various interventional procedures on cadavers in order to simulate clinical practice.

Practical sessions included injection of joints and surrounding soft tissue structures, and techniques including dry needling and biopsies. The indications and contraindications for musculoskeletal interventions, as well as the role of pertinent drugs and potential complications, were also discussed. A simulated patient was used in order to convey pertinent anatomy, with emphasis placed on 'positioning the patient' when undertaking various interventional procedures. A workshop at the end of the course provided participants with an opportunity to consolidate their particular area of interest and to freely interact with tutors in order to gain a further insight.

Course Information

Course Date: 14th and 15th February 2020
Venue: Welsh Centre For Anatomical Education, University of Cardiff

Attendance: 13 Delegates

Aimed at:

- Consultants
- Speciality Trainees
- Registrar Level Doctors
- Specialist Allied Health Professionals

(Radiology / Orthopaedics / Rheumatology)

Course Fee: £795.00

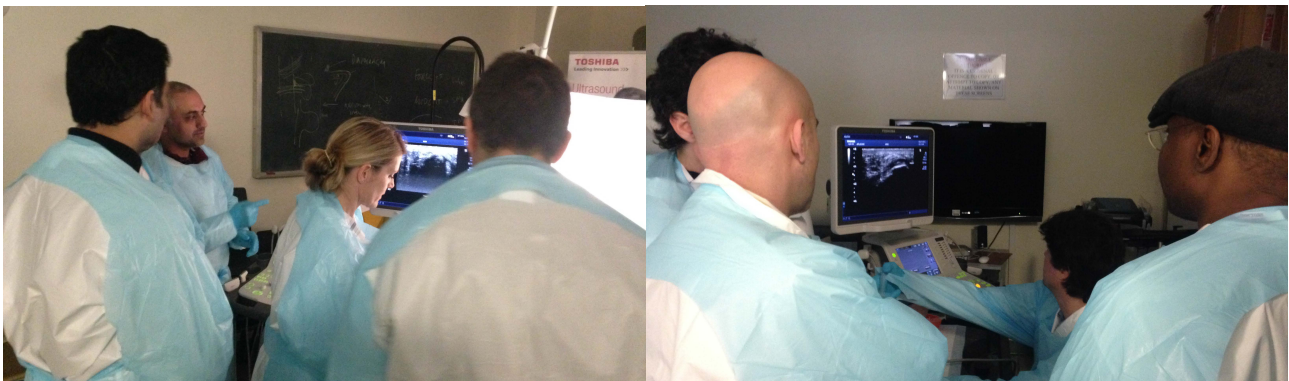
Attendance entitles participants to:

13 CPD points from the Royal College of Radiologists.

1.5 credits from the European Society of Musculoskeletal Radiologists (ESSR) and is accredited towards the ESSR diploma.

Objectives of Course:

- Understand the basic principles of ultrasound-guided musculoskeletal procedures.
- Understand the indications, contraindications and potential risks of interventional procedures.
- Practice various ultrasound-guided interventional procedures on unembalmed freeze-preserved cadavers.



Course Programme - Day One

0900 - 0930	Registration and Welcome
0930 - 1000	Introduction to MSK Intervention - Ultrasound Interventional Techniques - Indications and Contraindications for Interventional Procedures - Consent
1000 - 1300	Cadaveric Workshop - Ultrasound-Guided Intervention Practical Sessions
1000 - 1130	
<i>Group A</i>	<i>Shoulder - Part 1 (Anterior Approach Glena-Humeral Joint Injection, Barbotage, Subacromial, Biceps Tendon Sheath and ACJ Injections)</i>
<i>Group B</i>	<i>Foot and Ankle - Part 1 (Intra-Articular Ankle and Small Joint Infections, Morton's Neuroma, Plantar Fascia, Tendon Sheath and Sinus Tarsi Injection)</i>
1130 - 1150	Refreshment Break
1150 - 1300	
<i>Group A</i>	<i>Shoulder - Part 2 (Anterior Approach Glena-Humeral Joint Injection, Barbotage, Subacromial, Biceps Tendon Sheath & ACJ Injections)</i>
<i>Group B</i>	<i>Foot and Ankle - Part 2 (Intra-Articular Ankle and Small Joint Infections, Morton's Neuroma, Plantar Fascia, Tendon Sheath and Sinus Tarsi Injection)</i>
1300 - 1400	Lunch
1400 - 1700	Cadaveric Workshop - Ultrasound-Guided Intervention Practical Sessions
1400 - 1530	
<i>Group A</i>	<i>Elbow, Wrist and Hand (Intra-Articular and Tendon Sheath Injections, Injection and Dry Needling for Medial and Lateral Epicondylitis)</i>
<i>Group B</i>	<i>Groin, Hip and Knee (Intra-Articular Injections, Pubic Symphysis, Adductor Origin, Trochanteric and Psoas Bursa Injections, Dry Needling of Patellar Tendon)</i>
1530 - 1550	Refreshment Break
1550 - 1700	Prone Scanning; Posterior Approach GHJ Injection, Ischial Tuberosity Injection, Achilles Tendon Hydrodissection (with Swabbing Between Groups)
1700 - 1715	Summary and End of Day One

Course Programme - Day Two

0845 - 0900	Registration
0900 - 0930	Discussion On: - Drugs, Its Indication and Potential Conflicts
0930 - 1230	Cadaveric Workshop - Ultrasound-Guided Intervention Practical Sessions
0930 - 1100	
<i>Group A</i>	<i>Foot and Ankle - Part 1 (Intra-Articular Ankle and Small Joint Infections, Morton's Neuroma, Plantar Fascia, Tendon Sheath and Sinus Tarsi Injection)</i>
<i>Group B</i>	<i>Shoulder - Part 1 (Anterior Approach Glena-Humeral Joint Injection, Barbotage, Subacromial, Biceps Tendon Sheath & ACJ Injections)</i>
1100 - 1120	Refreshment Break
1120 - 1230	
<i>Group A</i>	<i>Foot and Ankle - Part 2 (Intra-Articular Ankle and Small Joint Infections, Morton's Neuroma, Plantar Fascia, Tendon Sheath and Sinus Tarsi Injection)</i>
<i>Group B</i>	<i>Shoulder - Part 2 (Anterior Approach Glena-Humeral Joint Injection, Barbotage, Subacromial, Biceps Tendon Sheath & ACJ Injections)</i>
1230 - 1330	Lunch
1330 - 1500	Cadaveric Workshop - Ultrasound-Guided Intervention Practical Sessions (Lower Limb)
1330 - 1500	
<i>Group A</i>	<i>Groin, Hip and Knee (Intra-Articular Injections, Pubic Symphysis, Adductor Origin, Trochanteric and Psoas Bursa Injections, Dry Needling of Patellar Tendon)</i>
<i>Group B</i>	<i>Elbow, Wrist and Hand (Intra-Articular and Tendon Sheath Injections, Injection and Dry Needling for Medial and Lateral Epicondylitis)</i>
1500 - 1600	Biopsy
1600 - 1615	Summary, Feedback and End of Course

Faculty List

Dr Aamer Iqbal, MBChB, FRCR

Consultant Musculoskeletal Radiologist

Morrison Hospital, Swansea

Dr Anita Pandey, MBBS, FRCR

Consultant Musculoskeletal Radiologist

Royal Gwent Hospital, Newport

Dr Gavin Clague, MBBS, MRCS, FRCR, PgCert SEM

Consultant Musculoskeletal Radiologist

Royal Glamorgan Hospital, Llantrisant

Dr Kausik Mukherjee, MBBS, FRCS, FRCR

Consultant Musculoskeletal Radiologist

University Hospital of Wales, Cardiff

Dr Ramakrishna Kishore, MBBS, MRCS, FRCR

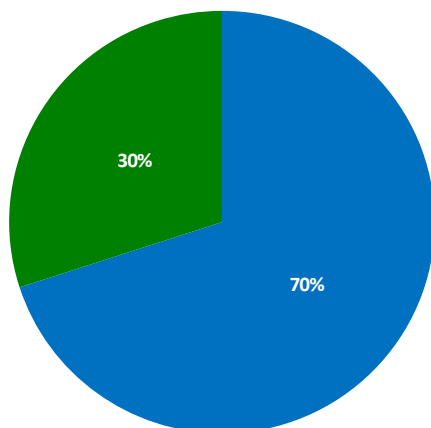
Consultant Musculoskeletal Radiologist

University Hospital of Wales, Cardiff



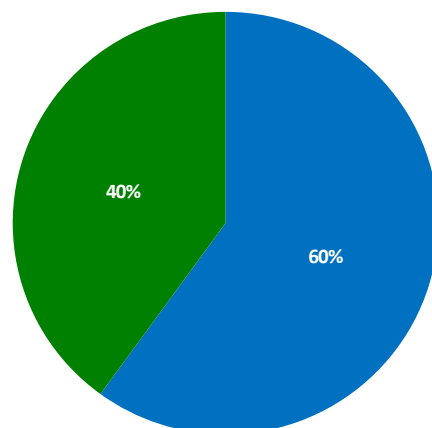
Overall Feedback

How was the content of the course?



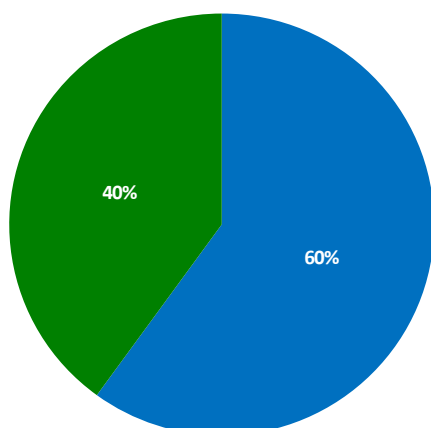
■ Excellent ■ Good ■ Neutral ■ Fair ■ Poor

How would you rate the general academic standard of the tutors?



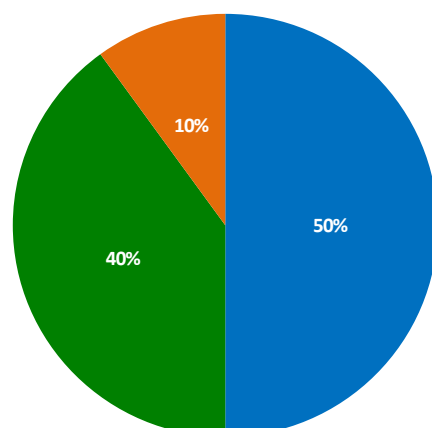
■ Excellent ■ Good ■ Neutral ■ Fair ■ Poor

How was the clarity of demonstrations?



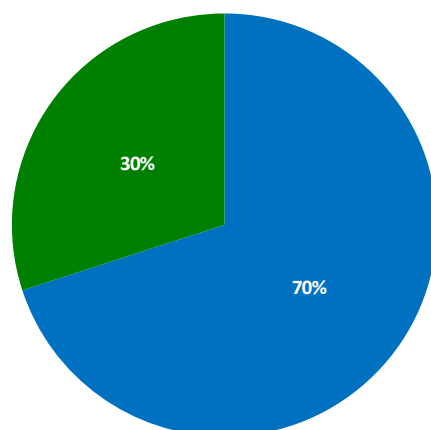
■ Excellent ■ Good ■ Neutral ■ Fair ■ Poor

Did you get sufficient opportunity to practice on the cadaver?



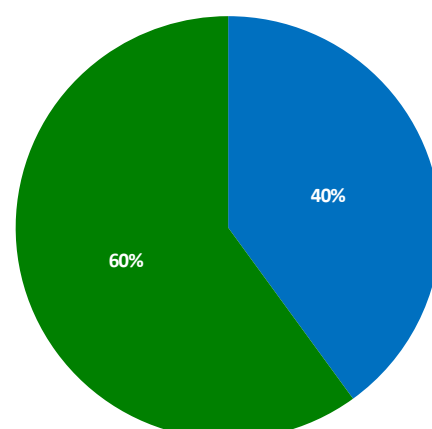
■ Most certainly ■ Certainly ■ Just about ■ Limited ■ Not at all

How do you rate the relevance of the course to your career?



■ Very relevant ■ Mostly relevant ■ Neutral ■ Somewhat relevant ■ Not relevant

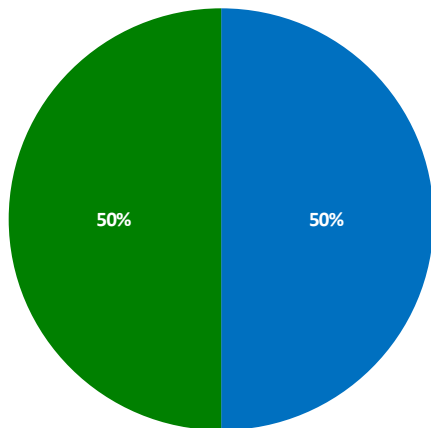
Did the course meet your learning objectives?



■ Most certainly ■ Certainly ■ Just about ■ Limited ■ Not at all

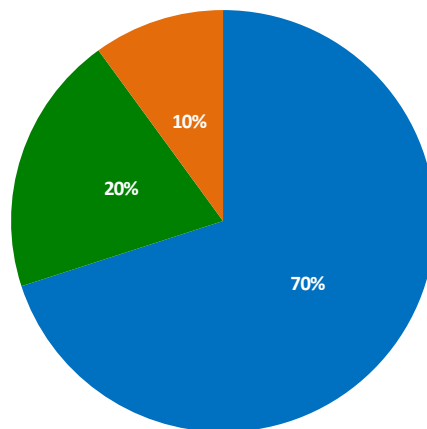
Overall Feedback

Do you feel more confident in undertaking the procedures as a result of attending this course?



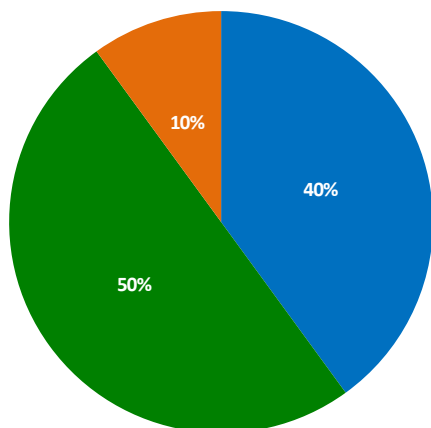
■ Most certainly ■ Certainly ■ Neutral ■ Maybe ■ No way

Introduction to MSK Intervention



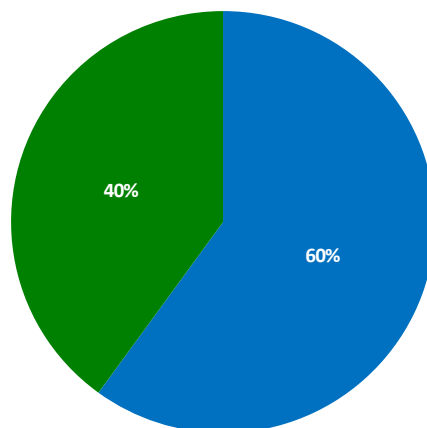
■ Excellent ■ Good ■ Neutral ■ Fair ■ Poor

Prone Scanning



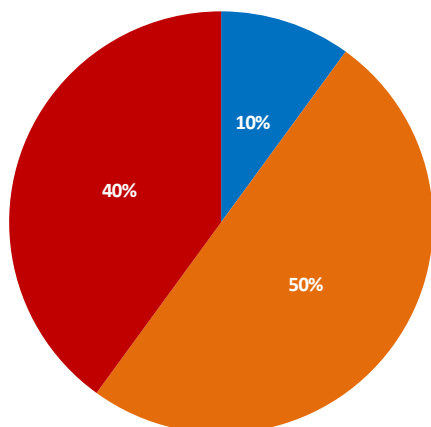
■ Excellent ■ Good ■ Neutral ■ Fair ■ Poor

Posterior Approach GHJ Injection



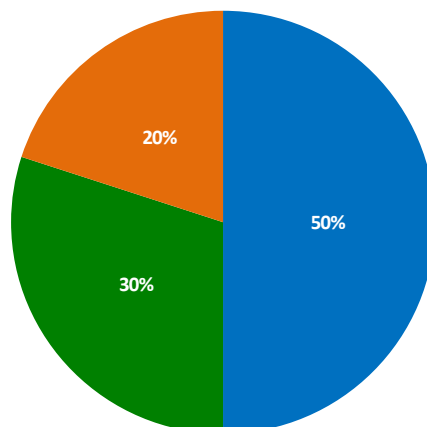
■ Excellent ■ Good ■ Neutral ■ Fair ■ Poor

Ischial Tuberosity Injection



■ Excellent ■ Good ■ Neutral ■ Fair ■ Poor

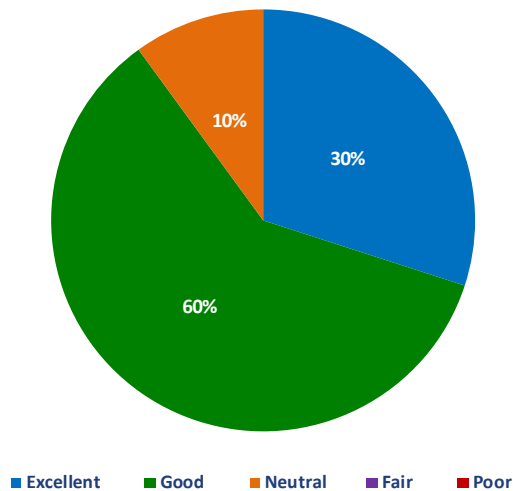
Achilles Tendon Hydrodissection



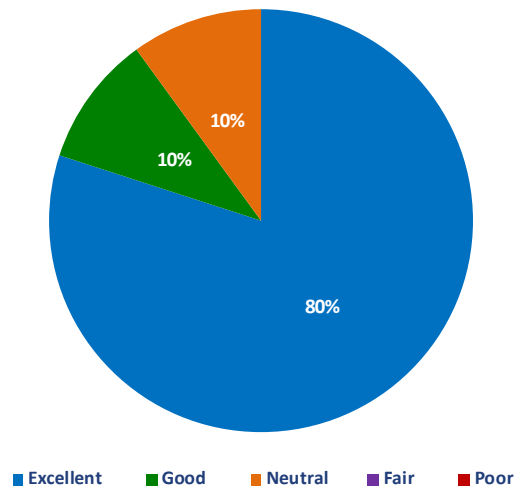
■ Excellent ■ Good ■ Neutral ■ Fair ■ Poor

Overall Feedback

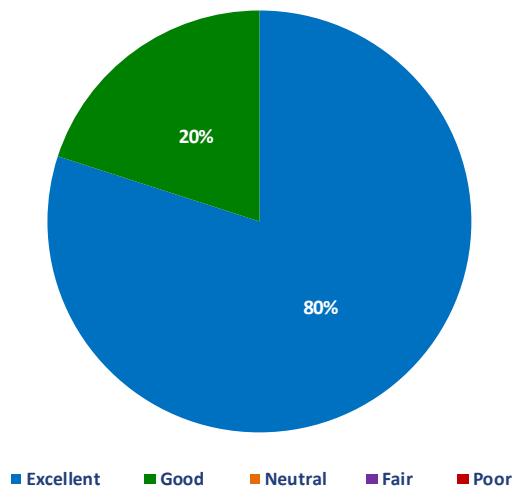
Biopsy



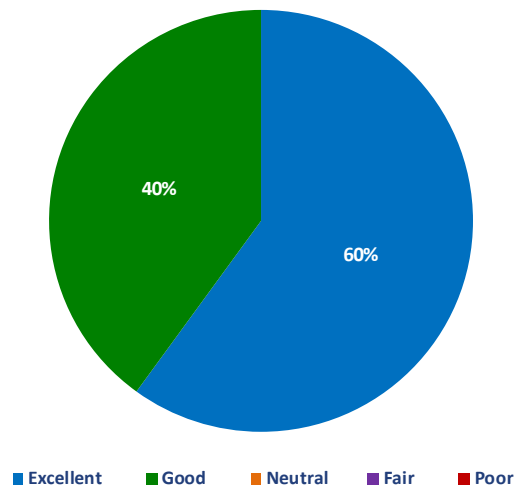
Ultrasound-Guided Intervention - Shoulder



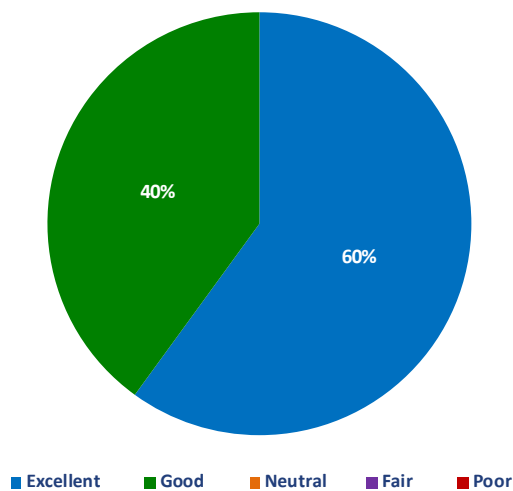
Ultrasound-Guided Intervention - Foot and Ankle



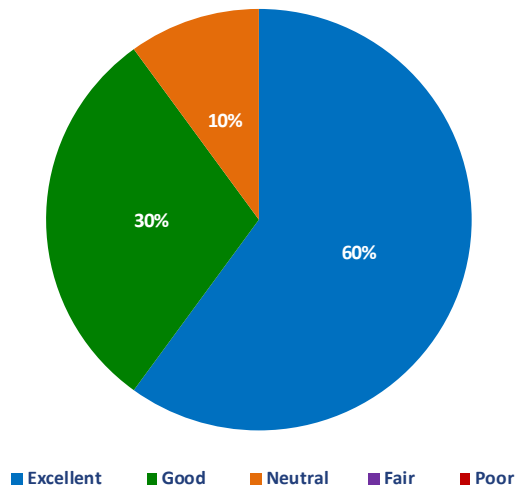
Ultrasound-Guided Intervention - Elbow, Wrist and Hand



Ultrasound-Guided Intervention - Groin, Hip and Knee

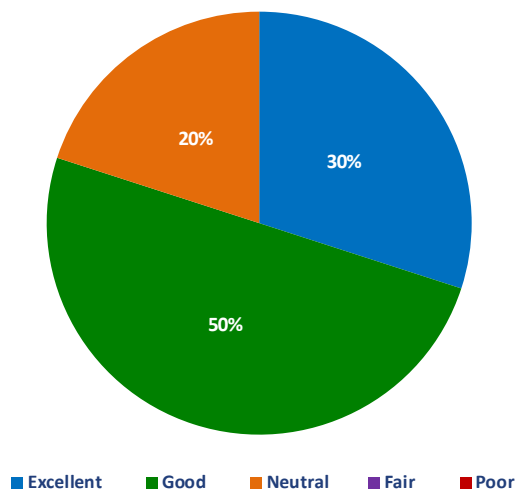


How were the facilities and venue?

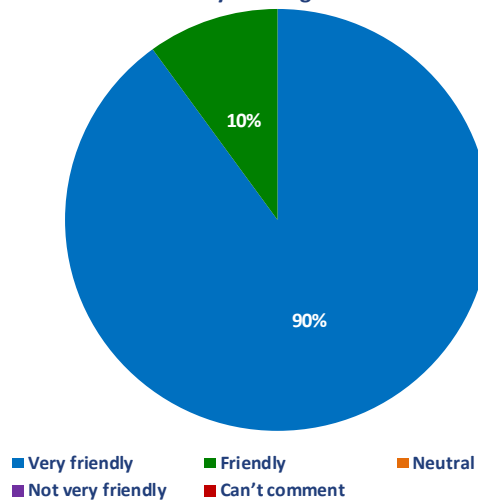


Overall Feedback

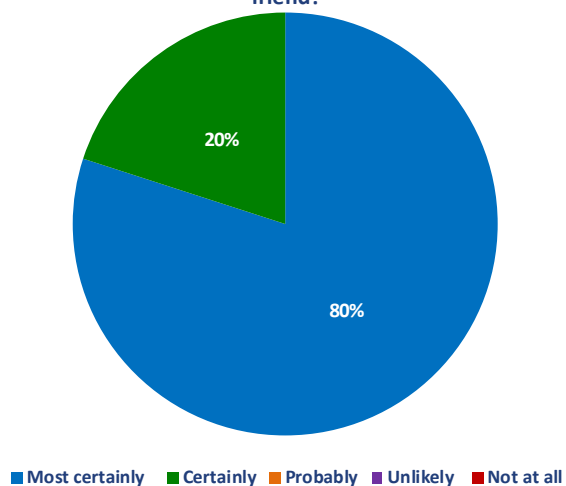
How were the refreshments and lunch?



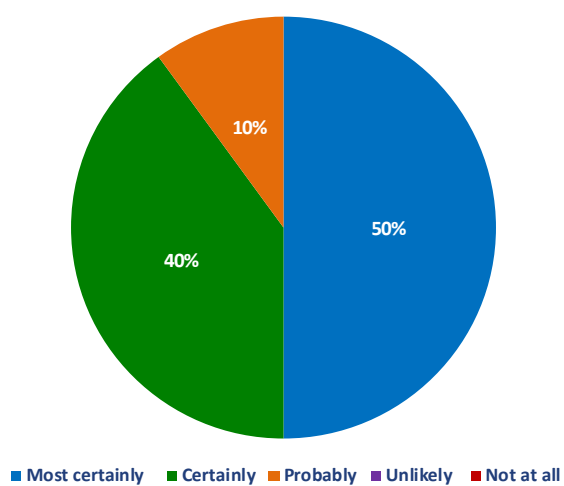
How was the general friendliness of the faculty and organisers?



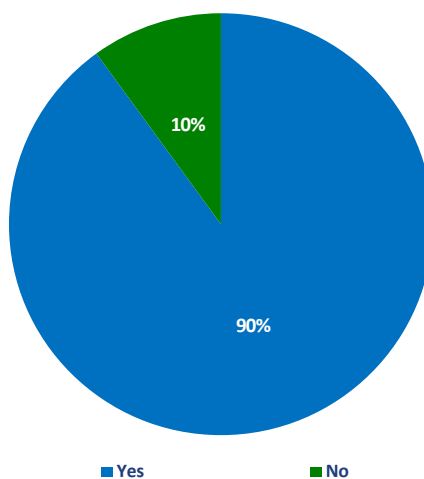
Would you recommend this course to a friend?



Do you think that this course provided good value for money?



Did you attend the course dinner?



Individual Comments

This was a great course that was matched to my learning needs.

MG

Premier League Medical Advisor

This was an excellent workshop, thank you.

HR

New Ahmadi Hospital (KOC), Kuwait

The organisation, teaching and presentation were good and very relevant to my current practice. Sadly, a couple of techniques which you have kindly asked about for feedback were not demonstrated. Namely the tendo-Achilles hydrodissection, ischial tuberosity injection and some of the ankle techniques. I have stated 'neutral' on the above.

There were a couple of individuals on the course who were perhaps permitted to utilise more of the practice time than others. Whilst we all learned from watching each other practice, the main learning curve is getting 'hands-on' practice. Emphasising the need to allow sufficient time per person might help here. Overall, I was very happy with the course and will recommend it to my colleagues who are considering interventional training. Thank you.

RA

Good Hope Hospital, Sutton Coldfield, United Kingdom

The course was very valuable and apt for me. Although intense, it covered all that was required for me to learn how to apply the skills to practice. I would highly recommend this course.

RS

Luton and Dunstable Hospital NHS Foundation Trust, United Kingdom

This was a great course – it really benefited my clinical development.

AR

Leeds Teaching Hospitals NHS Trust, United Kingdom

The tutors were excellent, friendly and approachable. Plenty of practical injection experience was given. The course meal was lovely – it was sociable, and the food was great. I think you should consider offering an introduction to MSK US course; it would be very popular.

JS

Noble's Hospital, Douglas, Isle of Man

It was useful to have a radiology perspective on US and intervention. The cross-fertilisation between all of the delegates and trainers was great; having a mixture of specialists worked well. I have already discussed with our manager improvements to implement in our department - thank you.

VJ

County Hospital

Individual Comments

It was very good.

AH

ORTO Klinika, Riga, Latvia

It would be helpful for the tutors to ensure that everyone has an equal amount of time practicing injection techniques; there were several people in our subgroup who dominated the practical sessions, resulting in reduced practical time for everyone else. On the second day, I felt that there was reduced teaching enthusiasm from the tutors. Our group did not get the opportunity to practice Achilles hydrodissection or ischial tuberosity injection practice.


KM

Frimley Health Trust, Frimley, United Kingdom

It was a very pleasant experience – having a limited number of participants added great value to the course. The organisers and the faculty were amazing.

MS

Russells Hall Hospital, Dudley, United Kingdom



DOCTORS ACADEMY

BETTER EDUCATION. BETTER HEALTH.

Doctors Academy is a UK-based International Non-Profit Organisation comprising of doctors, dentists and scientists that undertakes a diverse range of educational activities globally. The aim of the Academy is to disseminate information and exchange medical knowledge between professionals from diverse backgrounds working in a variety of healthcare settings. This is achieved by the provision of a number of attendance courses, publishing house, online resources and international events / competitions.

Courses (a selection):

Undergraduate:

- Final Year Medicine and Surgical Revision Courses
- Training the Clinical Anatomy Trainer
- Clinical Anatomy as Applied to Trauma and Emergency Medicine
- Surgical Anatomy of Important Operative Procedures
- Future Surgeons: Key Skills (RCSEd delivered)
- Structured Introduction to Surgical Skills

Postgraduate:

- MRCS Part A
- MRCEM Part A
- MRCS Part B OSCE
- DOHNS: Intensive Revision & OSCE
- Intercollegiate Basic Surgical Skills (RCSEd delivered)
- MRCP PACES Part 2
- FRCS (General Surgery) Exit Exam
- Cadaveric Ultrasound-Guided Musculoskeletal Intervention Course
- Ultrasound-Assisted Botulinum Toxin Injection for Neuromuscular Disorders
- Live Advanced Laparoscopic Colorectal Course



Forthcoming key events:

- International Medical Summer School
- International Academic and Research Conference
- World University Anatomy Challenge

Publications



publications.doctorsacademy.org

World Journal of Medical Education & Research



Peer-reviewed academic journal
with ISSN.

- No fee to view, read and download articles
- No subscription charges
- No submission fees
- No manuscript processing fee
- No publishing fee
- No cost to read, write or publish!

wjmer.co.uk

Online Revision Resources

DoctorExams consists of 1000s of questions with detailed explanations in MCQ, EMQ, SBA and SAQ formats. Questions are written by the Doctors Academy group of experienced clinicians and clinical academics, with mock exams and feedback on performance included to aid a candidate's focused revision of topics. Based on past exams, these questions are carefully crafted to suit the requirements of undergraduate students & postgraduate trainees undertaking relevant speciality exams.

Resources for:

- Medical Students
- Dental Students
- International Entrance Exams
- MRCS Exams
- General Surgery Exams
- Plastic Surgery Exams
- DOHNS Exams

www.doctorexams.co.uk

www.doctorsacademy.org