

**Cardiff MRCS OSCE Course:
Clinical Examination &
Communication Skills**

Feedback - January 2017

Cardiff MRCS OSCE: Clinical Examination & Communication Skills

This intensive one-day revision course covered the clinical examination and communication components of the MRCS Part B exam, placing special emphasis on clinical consultation skills.

The course aimed to consolidate the delegates' understanding of the clinical consultation skills component of the exam. It also intended to aid the delegates' ability to perform clinical examinations efficiently by encouraging them to present their findings to the examiner in a systematic yet concise manner.

The morning session covered all of the important clinical examinations which are tested in the exam while the afternoon session was dedicated to communication skills workstations, structured interviews, and practical skills. Six patient-centred clinical scenarios were used to reflect the situations experienced in everyday practice. These scenarios are in line with what is commonly tested in the MRCS exam. A total of 33 candidates attended the course and their feedback has been collated in this document.

Course Information

Course date:	22nd January 2017
Venue:	Out-patient Department University Hospital of Wales Cardiff, UK
Attendance:	36 Delegates
Aimed at:	Delegates looking to take their membership to the Royal College of Surgeons Part B exam.
Course fee:	£195.00



Surgical trainees can apply to be sponsored by ASiT to receive a bursary to attend this course.



Course Programme

0840 - 0850	Registration
0850 - 0905	Introduction to course and grouping of candidates
0910 - 1300	(with refreshment break from 1100 – 1120)

Clinical Examination Sessions

Candidates were divided into small groups and taken through the following clinical examinations on simulated patients:

- Examination of abdomen and abdominal organs
- Examination of hernia
- Examination of varicose veins
- Examination of arterial system
- Examination of cardiorespiratory system
- Examination of hip and knee
- Examination of shoulder and back

1300 - 1345

Lunch Break

1350 - 1715	(with refreshment break from 1530 - 1550)
--------------------	---

Clinical Consultation Skills Sessions (Communication Skills)

These stations will consist of, amongst others:

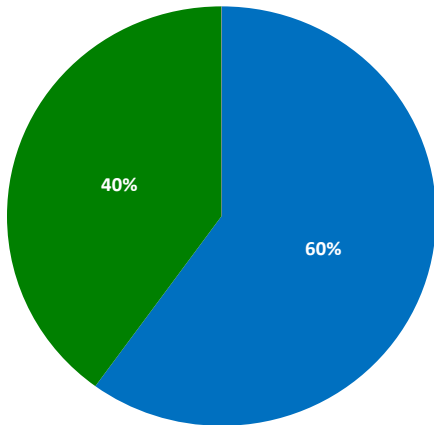
- Information giving and information gathering
- Challenging situation/patient
- Difficult consultation
- Breaking bad news
- Explaining a diagnosis or discussing management options
- Consent in surgery
- Telephone communication

1715 - 1730	Summary and Feedback
--------------------	----------------------

1740	End of Course
-------------	---------------

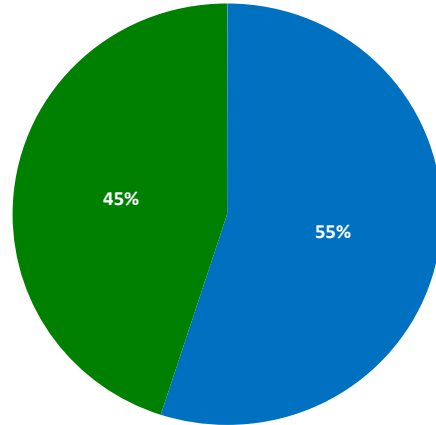
Overall Teaching Feedback

How was the content of the course?



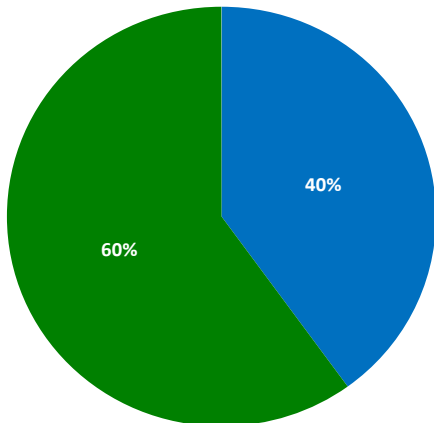
■ Excellent ■ Very good ■ Average ■ Fair ■ Poor

How was the clarity of demonstrations?



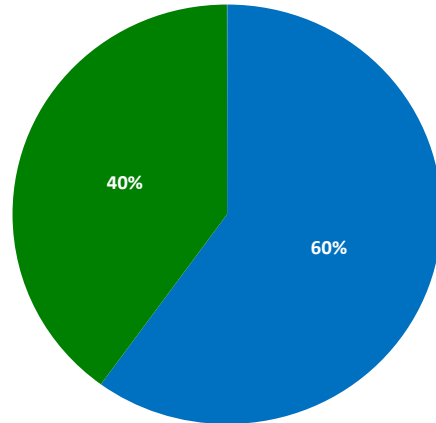
■ Excellent ■ Very good ■ Average ■ Fair ■ Poor

Did you get sufficient time to learn in every station?



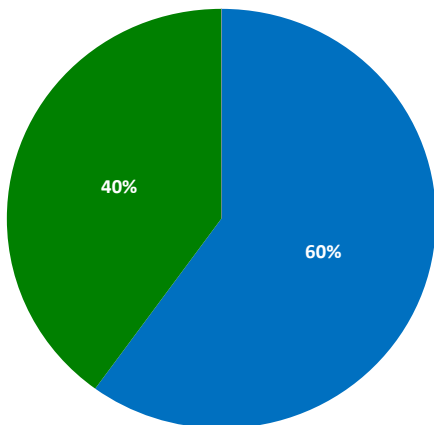
■ Most certainly ■ Certainly ■ Neutral ■ Limited ■ Not at all

How would you rate the general academic standard of the faculty?



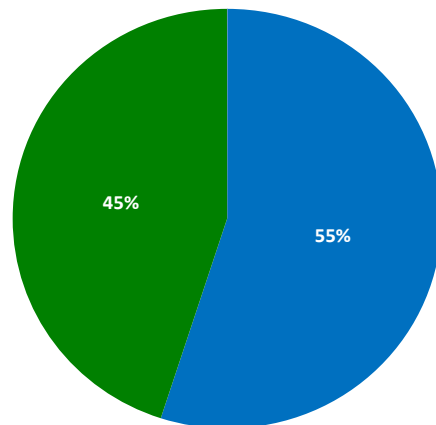
■ Excellent ■ Very good ■ Average ■ Fair ■ Poor

How would you rate the performance of the actors?



■ Excellent ■ Very good ■ Average ■ Fair ■ Poor

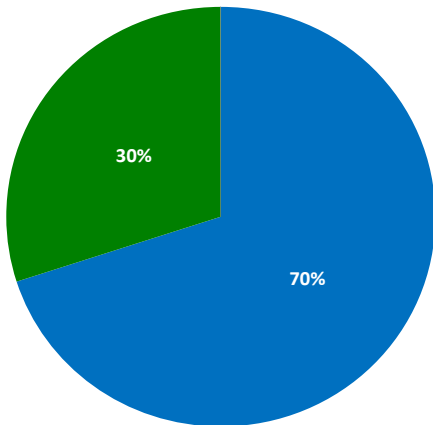
Did the course meet your objectives?



■ Most certainly ■ Certainly ■ Neutral ■ Maybe ■ No way

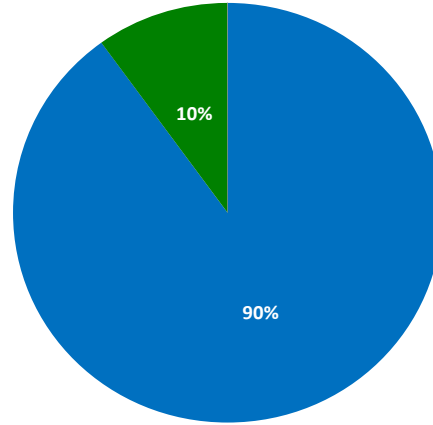
Overall Teaching Feedback

Vascular (Venous)



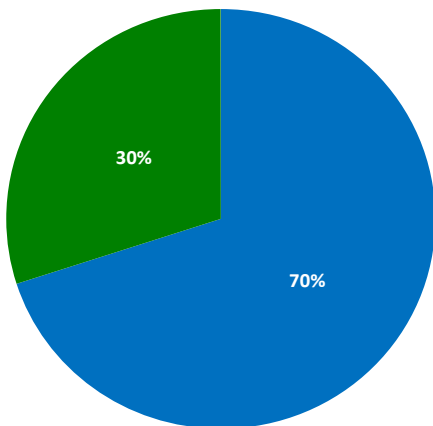
■ Excellent ■ Good ■ Neutral ■ Fair ■ Poor

Vascular (Arterial)



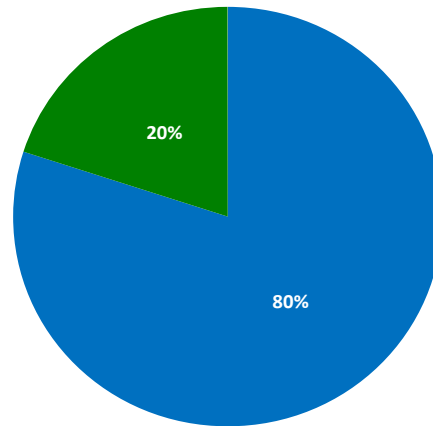
■ Excellent ■ Good ■ Neutral ■ Fair ■ Poor

Shoulder



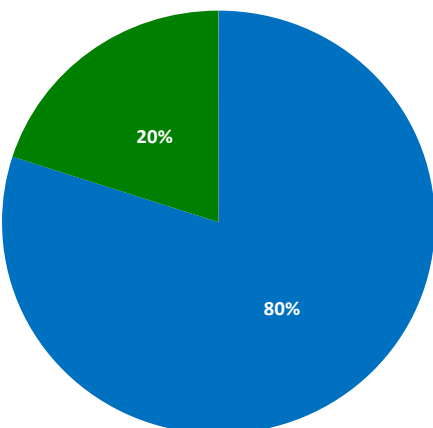
■ Excellent ■ Good ■ Neutral ■ Fair ■ Poor

Spine/Back



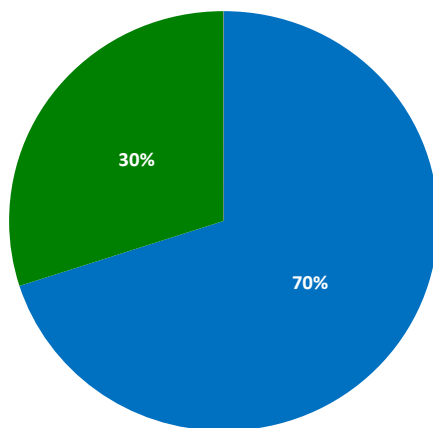
■ Excellent ■ Good ■ Neutral ■ Fair ■ Poor

CVS and RS



■ Excellent ■ Good ■ Neutral ■ Fair ■ Poor

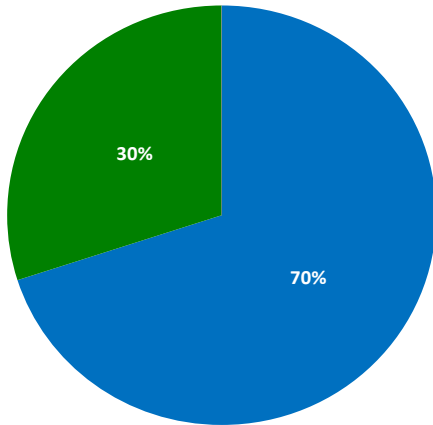
Hip



■ Excellent ■ Good ■ Neutral ■ Fair ■ Poor

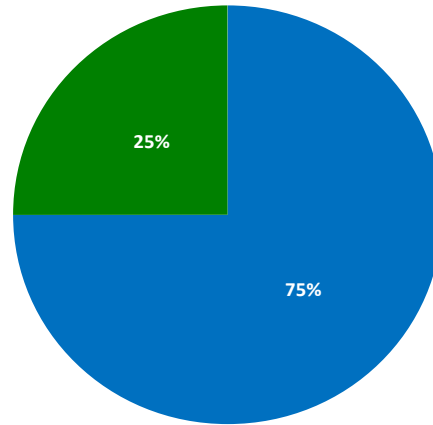
Overall Teaching Feedback

Knee



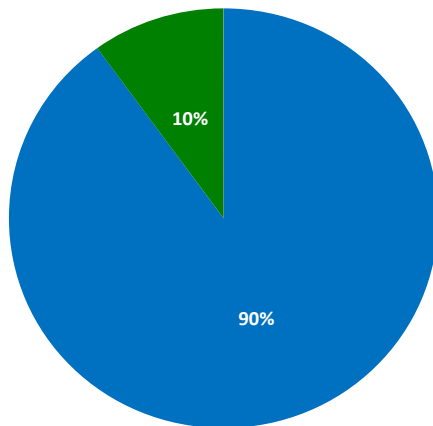
■ Excellent ■ Good ■ Neutral ■ Fair ■ Poor

Abdomen



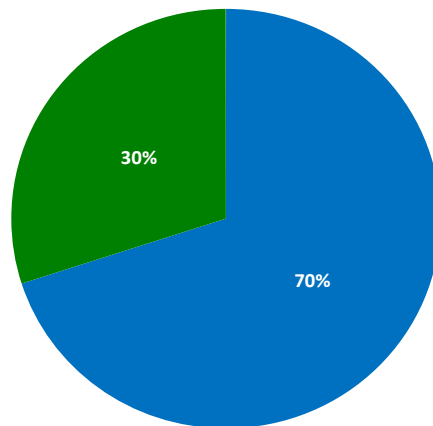
■ Excellent ■ Good ■ Neutral ■ Fair ■ Poor

Consenting for Operations



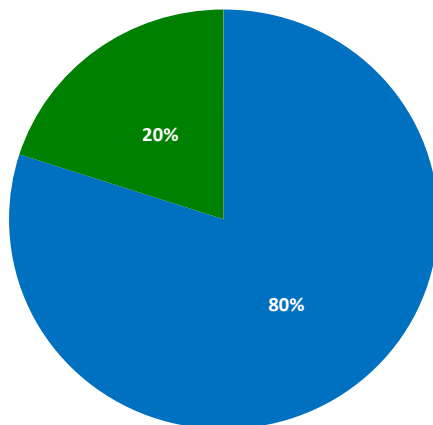
■ Excellent ■ Good ■ Neutral ■ Fair ■ Poor

Cancelled Operation (Thyroidectomy)



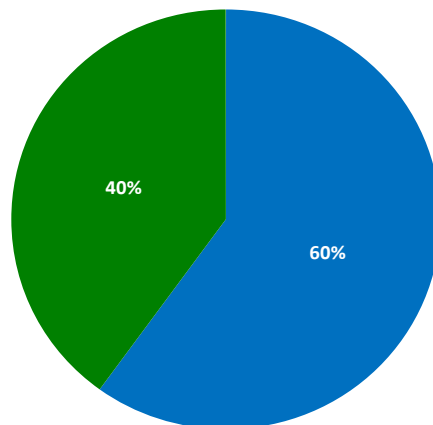
■ Excellent ■ Good ■ Neutral ■ Fair ■ Poor

Colorectal Cancer



■ Excellent ■ Good ■ Neutral ■ Fair ■ Poor

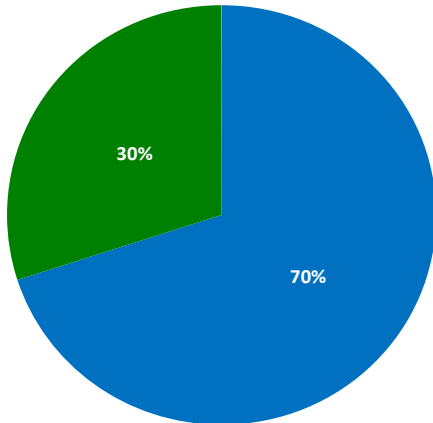
Breast Cancer



■ Excellent ■ Good ■ Neutral ■ Fair ■ Poor

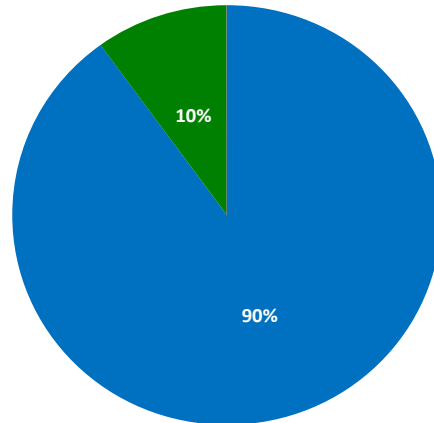
Overall Teaching Feedback

Telephone conversation (referral to ITU consultant)



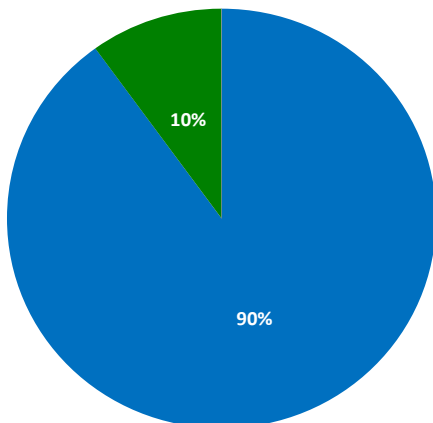
■ Excellent ■ Good ■ Neutral ■ Fair ■ Poor

Telephone conversation(referral to orthopaedic consultant)



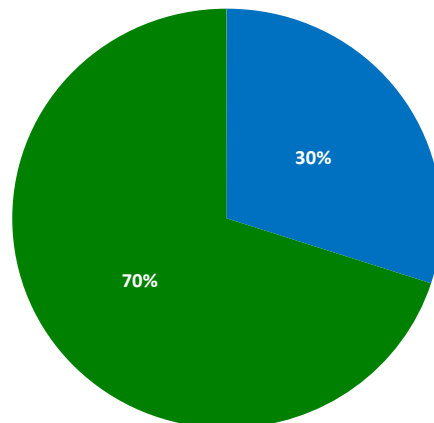
■ Excellent ■ Good ■ Neutral ■ Fair ■ Poor

Telephone conversation (referral to CTh regional centre)



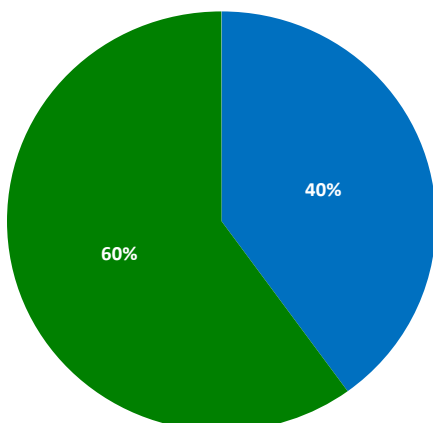
■ Excellent ■ Good ■ Neutral ■ Fair ■ Poor

How were the facilities and venue?



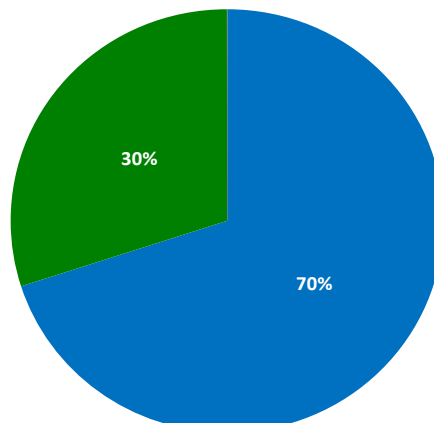
■ Excellent ■ Good ■ Neutral ■ Fair ■ Poor

How were the refreshments and lunch?



■ Excellent ■ Good ■ Neutral ■ Fair ■ Poor

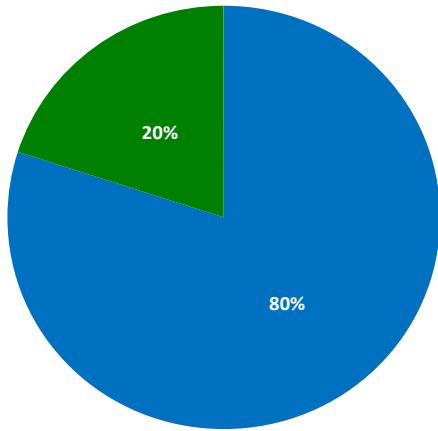
How was the general friendliness of the faculty and organisers?



■ Very friendly ■ Friendly ■ Neutral ■ Not very friendly ■ Can't comment

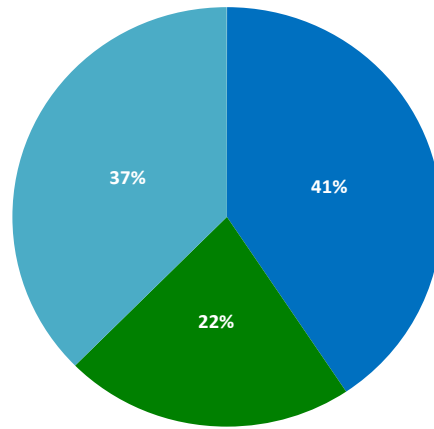
Overall Teaching Feedback

Would you recommend this course to a friend?



■ Most certainly ■ Certainly ■ Neutral ■ Maybe ■ Don't think so

Do you think that this course provided good value for money?



■ Most certainly ■ Certainly ■ Probably ■ Unlikely ■ Not at all

Individual Comments

Very well arranged.

JH
Leicester General Hospital, Leicester

Excellent.

NA
Norfolk and Norwich University Hospital, Norwich

Very good course.

WJ
Wrexham Maelor Hospital, Wrexham

Excellent.

SC
Colchester General Hospital, Colchester

Excellent.

AS
John Radcliffe Hospital, Oxford

Excellent as always.

CJ
Cork University Hospital, Wilton, Cork, Ireland

High professionalism, friendly environment, very relevant to the exam.

VP
Royal National Orthopaedic Hospital, Stanmore

Well organized, supportive friendly environment.

FM
University Hospital of North Staffordshire, Stoke on Trent

Very good overall. In fact I was actually waiting for the actual exam to compare the relevance and quality of the course. indeed it is worth attending. thanks.

NG
Midland Regional Hospital Tullamore Co.Offaly



DOCTORS ACADEMY

BETTER EDUCATION. BETTER HEALTH.

Doctors Academy is a UK-based International Non-Profit Organisation comprising of doctors, dentists and scientists that undertakes a diverse range of educational activities globally. The aim of the Academy is to disseminate information and exchange medical knowledge between professionals from diverse backgrounds working in a variety of healthcare settings. This is achieved by the provision of a number of attendance courses, publishing house, online resources and international events/ competitions.

Courses (a selection):

Undergraduate:

- Final Year Medicine and Surgical Revision Courses
- Training the Clinical Anatomy Trainer
- Clinical Anatomy as Applied to Trauma and Emergency Medicine
- Surgical Anatomy of Important Operative Procedures
- Future Surgeons: Key Skills (RCSEd delivered)
- Structured Introduction to Surgical Skills

Postgraduate:

- MRCS Part A
- MRCEM Part A
- MRCS Part B OSCE
- DOHNS: Intensive Revision & OSCE
- Intercollegiate Basic Surgical Skills (RCSEd delivered)
- MRCP PACES Part 2
- FRCS (General Surgery) Exit Exam
- Cadaveric Ultrasound-Guided Musculoskeletal Intervention Course
- Ultrasound-Assisted Botulinum Toxin Injection for Neuromuscular Disorders
- Live Advanced Laparoscopic Colorectal Course



Forthcoming key events:

- **International Medical Summer School**
Manchester, 31st July to 4th August 2017
- **International Academic and Research Conference**
Manchester, 5th August 2017
- **World University Anatomy Challenge**
Manchester, 4th August 2017

Publications



publications.doctorsacademy.org

World Journal of Medical Education & Research



Peer-reviewed academic journal
with ISSN.

- No fee to view, read and download articles
- No subscription charges
- No submission fees
- No manuscript processing fee
- No publishing fee
- No cost to read, write or publish!

wjmer.co.uk

Online Revision Resources

DoctorExams consists of 1000s of questions with detailed explanations in MCQ, EMQ, SBA and SAQ formats. Questions are written by the Doctors Academy group of experienced clinicians and clinical academics, with mock exams and feedback on performance included to aid a candidate's focused revision of topics. Based on past exams, these questions are carefully crafted to suit the requirements of undergraduate students & postgraduate trainees undertaking relevant speciality exams.

Resources for:

- Medical Students
- Dental Students
- International Entrance Exams
- MRCS Exams
- General Surgery Exams
- Plastic Surgery Exams
- DOHNS Exams

www.doctorexams.co.uk

www.doctorsacademy.org