



**Clinical & Procedural Skills
for MRCS OSCE Course**

Feedback - April 2017

Clinical & Procedural Skills for MRCS OSCE Course

This intensive, one-day revision course covered the clinical and procedural skills components of the MRCS Part B exam.

In the Intercollegiate MRCS OSCE Examination, the 'Clinical and Procedural Skills' component makes up approximately 15-20% of the total mark. This element of the exam tests the candidate's capability to apply basic science and clinical knowledge in a practical context. In addition, it examines the candidate's ability to perform practical tasks which are related to surgery and which require: manual dexterity; hand-eye coordination; and visual and spatial awareness. It also tests aspects including capacity, consent, theatre safety, the WHO checklist and general principles of safe surgery.

This intensive, practical skills course took candidates through every procedure that has been examined in recent years. The candidates were given the opportunity to practice in realistic exam conditions and were provided with structured feedback to further their development. Moreover, following the event the candidates were presented with their scores and were able to discuss specific practical aspects with both examiners and recent successful candidates.



Course Information

Course date:	19th April 2017
Venue:	Doctors Academy International Institute for Medical Education Cardiff
Attendance:	18 Delegates
Aimed at:	Delegates intending to take the Royal College of Surgeons Part B Examination.
Course fee:	£185.00

Highlights:

- Practical course with a high tutor-to-participant ratio.
- Hands-on sessions with scenarios simulating the real exam, as well as individual feedback and scores.

Topics included:

- Surgical scrubbing.
- Safe use of local anaesthesia.
- Suturing techniques.
- Knot tying at depth.
- Surgical excision of a cutaneous lesion.
- Urinary catheterisation.
- Consent and capacity.
- Cannulation and venepuncture of high-risk patients.
- Epidural technique.
- Lumbar puncture.
- Organising a theatre list.
- Appropriate radiology requesting.
- Discharge letter.
- Transfer documentation.
- Performing an FNA.
- Insertion of a chest drain.

Course Programme

0830 - 0900	Registration
0900 - 0910	Exam Structure and Preparation Lecture
0915 - 1055	Rotation 1 (Skills lab 1 and Skills lab 2) <ol style="list-style-type: none">1. Chest Drain Insertion2. Male Urinary catheterisation3. Venepuncture of High risk patient4. Surgical excision of a naevus5. Fine Needle Aspiration Cytology

1055 - 1115 **Break**

1115 - 1310	Rotation 2 (Skills lab 1 and Skills lab 2) <ol style="list-style-type: none">1. Epidural anaesthesia, Lumbar Puncture2. Suture a wound & safe use of local anaesthetics3. Hand tying, advanced suturing4. Arterial Blood Sampling & Interpretation5. Debridement
--------------------	---

1310 - 1345 **Lunch**

1345 - 1730	Mock Exams and lectures
1345	Groups A&B: Mock Exam (Skills lab 1, Skills lab 2); Group C&D: Lectures
1530	Groups C&D: Lectures; Group A&B: Mock Exam (Skills lab 1, Skills lab 2)
1730	Feedback Session and Closure

Faculty

Ms Iram Parwaiz, MBChB, MRCS

Speciality Trainee in Vascular Surgery
Cheltenham General Hospital

Mr Joseph Merola, MBChB, MRCS (Eng)

Clinical Fellow in Neurosurgery
University Hospital of Wales

Mr Kantappa Gajanan

Specialist Doctor in Plastic Surgery
The Christie Hospital, Manchester

Mr Roop Tandon, MBBS, FRCS

Retired Consultant Orthopaedic Surgeon
Wolverhampton Hospital

Professor Stuart Enoch, MB BS, PhD, PGCert (Med Sci), MRCSEd, MRCS (Eng)

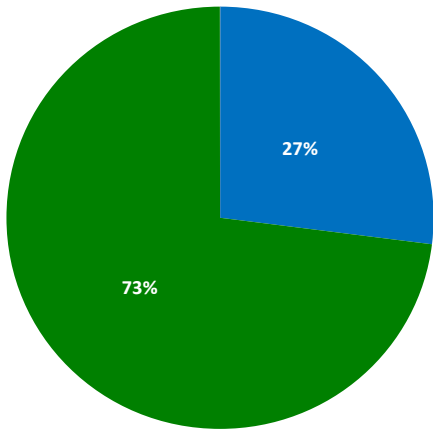
Senior Lecturer; Director of Education & Research
Doctors Academy Group

Mr Vishal Kumar, MBBS, MRCS

Specialist Registrar in Trauma and Orthopaedics
Glan Clwyd Hospital

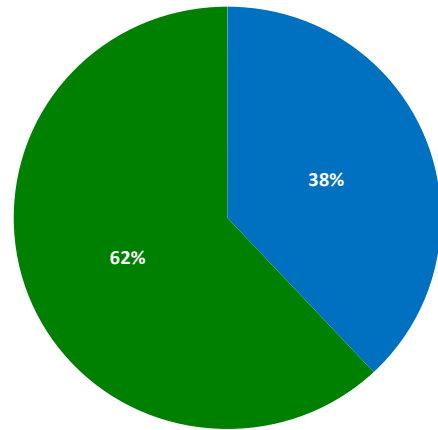
Overall Teaching Feedback

How was the clarity of the demonstrations?



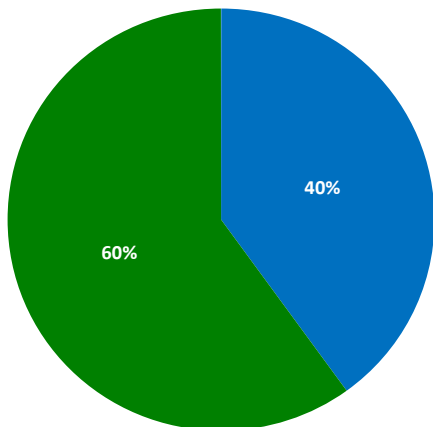
■ Excellent ■ Very good ■ Neutral ■ Fair ■ Poor

How would you rate the general academic standard of the demonstrators?



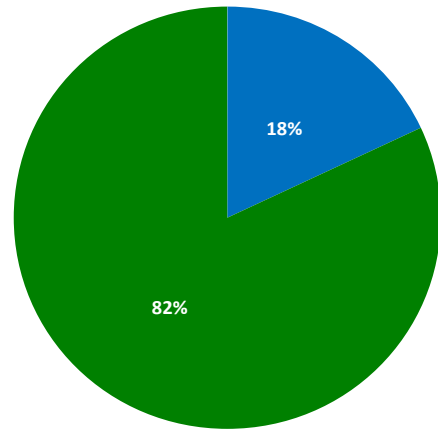
■ Excellent ■ Very good ■ Neutral ■ Fair ■ Poor

How do you rate the relevance of the course to your exam?



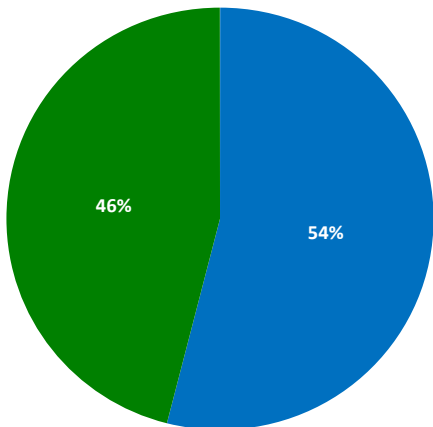
■ Excellent ■ Very good ■ Neutral ■ Fair ■ Poor

Did you get sufficient chance to practice the stations?



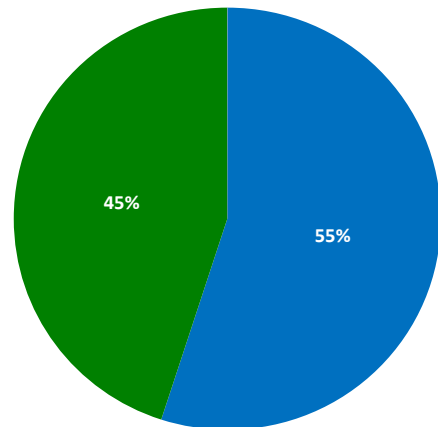
■ Excellent ■ Very good ■ Neutral ■ Fair ■ Poor

How useful was the second practice in the afternoon in pairs?



■ Excellent ■ Very good ■ Neutral ■ Fair ■ Poor

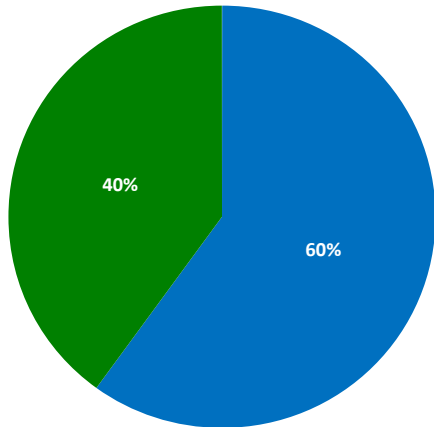
Knot Tying



■ Excellent ■ Very good ■ Neutral ■ Fair ■ Poor

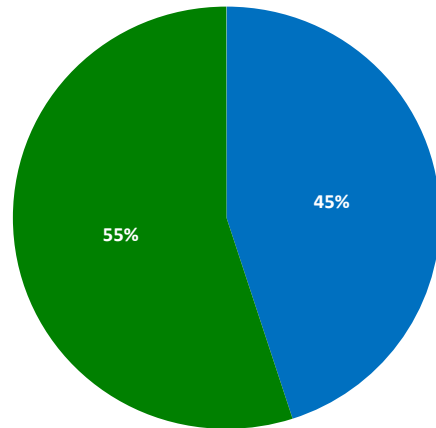
Overall Teaching Feedback

Suturing



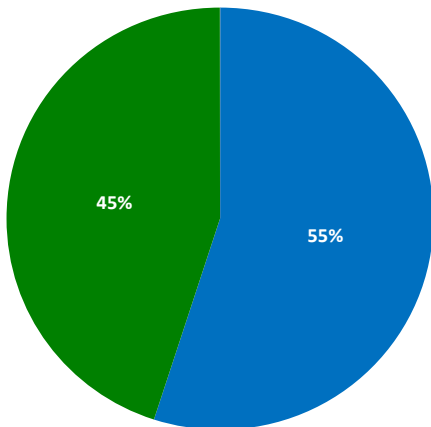
■ Excellent ■ Very good ■ Neutral ■ Fair ■ Poor

Male Urinary Catheterisation



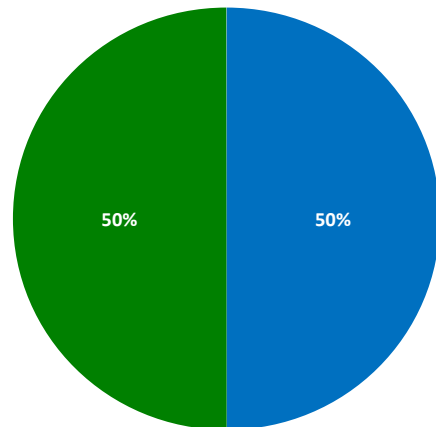
■ Excellent ■ Very good ■ Neutral ■ Fair ■ Poor

Surgical Excision of a Naevus



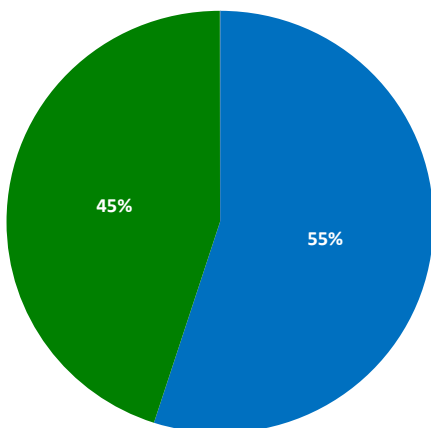
■ Excellent ■ Very good ■ Neutral ■ Fair ■ Poor

Venepuncture/Cannulation



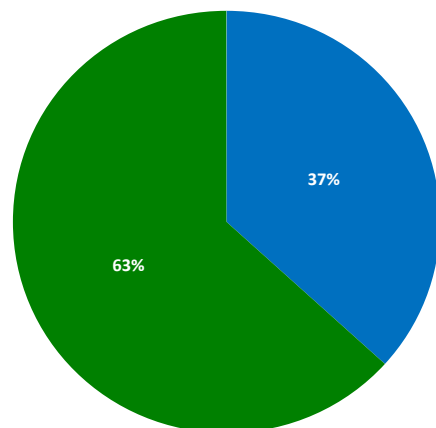
■ Excellent ■ Very good ■ Neutral ■ Fair ■ Poor

Fine Needle Aspiration Cytology



■ Excellent ■ Very good ■ Neutral ■ Fair ■ Poor

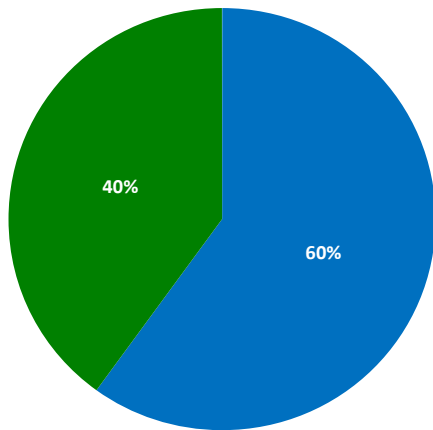
Lumbar Puncture



■ Excellent ■ Very good ■ Neutral ■ Fair ■ Poor

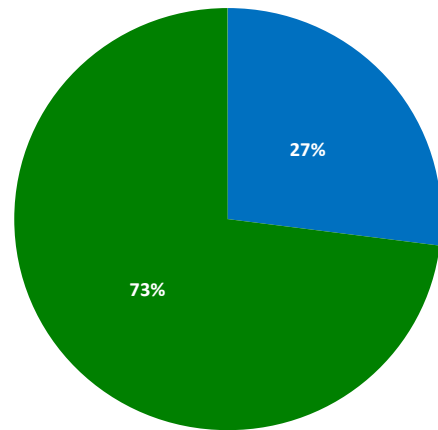
Overall Teaching Feedback

ABG Interpretation



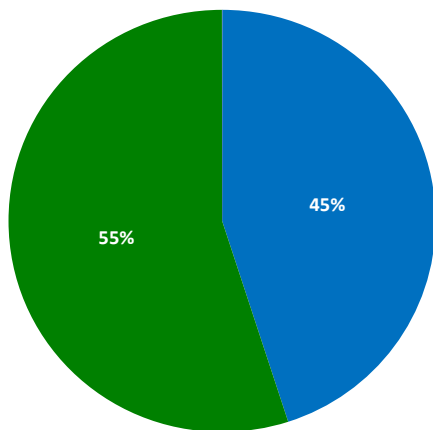
■ Excellent ■ Very good ■ Neutral ■ Fair ■ Poor

Debridement of Wound (demonstration)



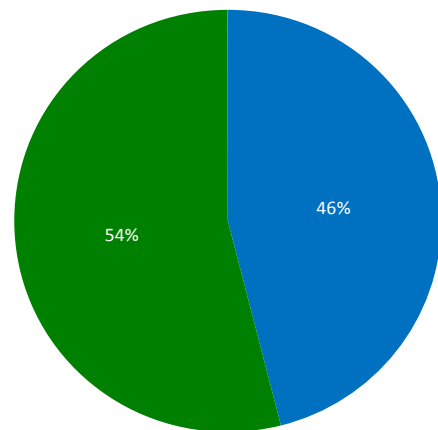
■ Excellent ■ Very good ■ Neutral ■ Fair ■ Poor

Insertion of Chest Drain



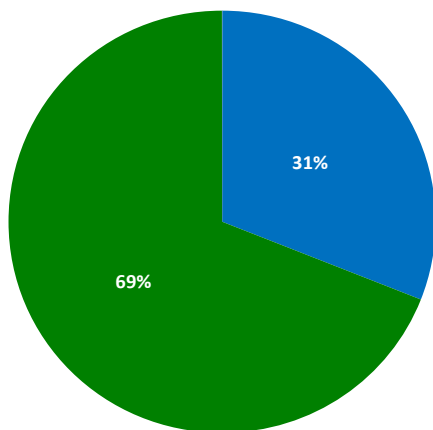
■ Excellent ■ Very good ■ Neutral ■ Fair ■ Poor

Wound Healing



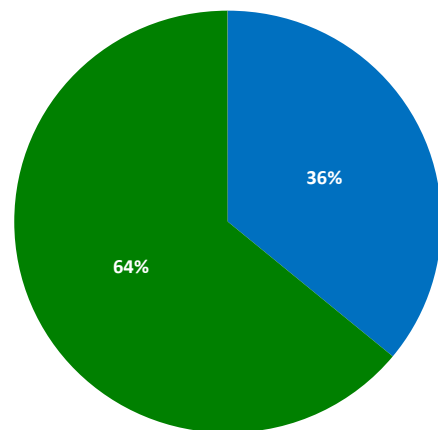
■ Excellent ■ Very good ■ Neutral ■ Fair ■ Poor

Local Anaesthesia



■ Excellent ■ Very good ■ Neutral ■ Fair ■ Poor

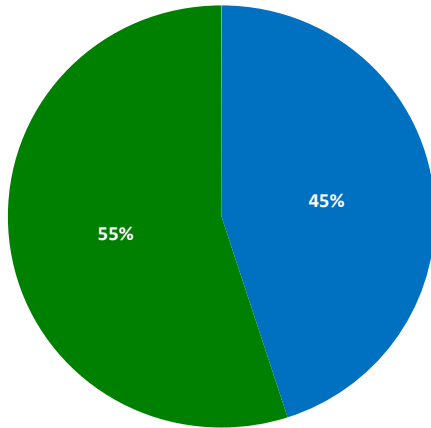
Sutures and Needles



■ Excellent ■ Very good ■ Neutral ■ Fair ■ Poor

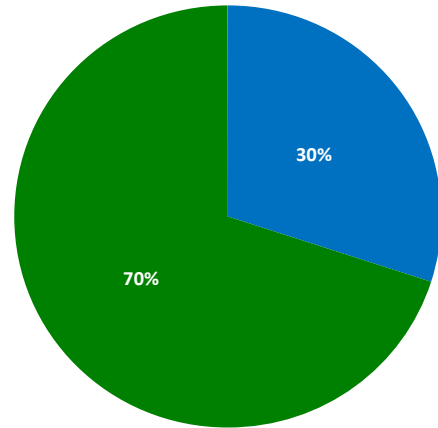
Overall Teaching Feedback

Theatre List Prioritisation



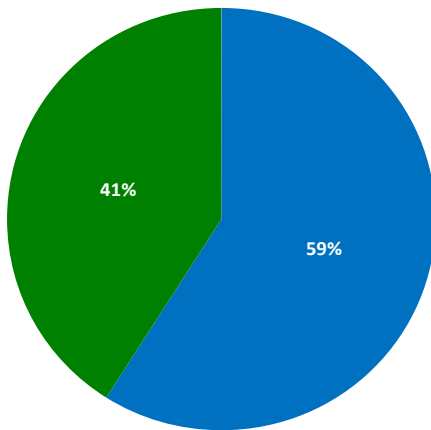
■ Excellent ■ Very good ■ Neutral ■ Fair ■ Poor

Basics of Diathermy and Laparoscopy



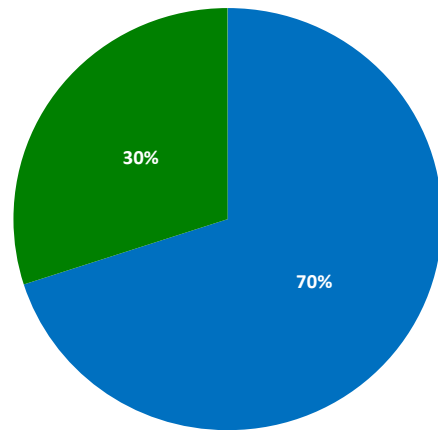
■ Excellent ■ Very good ■ Neutral ■ Fair ■ Poor

Would you recommend this course to a friend?



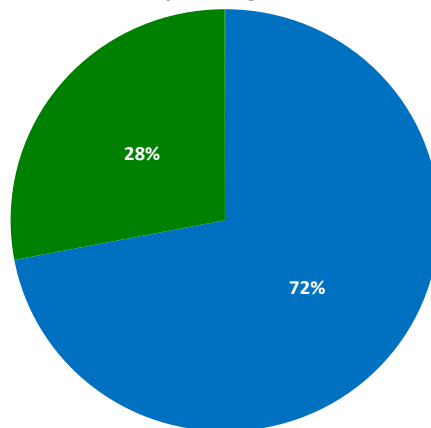
■ Most certainly ■ Certainly ■ Neutral ■ May consider ■ Don't think so

Do you think that this course provided good value for money?



■ Most certainly ■ Certainly ■ Neutral ■ May consider ■ Don't think so

How was the general friendliness of the faculty and organisers?



■ Very friendly ■ Friendly ■ Neutral ■ Not very friendly ■ Can't comment

Individual Comments

Excellent and well thought out. Good value for money.

UI
Barnet Hospital, Barnet

Very Satisfied.

KK
Golden Jubilee National Hospital, Clydebank, Glasgow

Very useful for the exam revision and preparation.

AT
St George's Hospital, London

The teaching was mostly focused on how to go through the stations which was very good. I feel a lot confident having attended the course.

IP
Huddersfield Royal Infirmary, Huddersfield

Amazing course to attend.

AI
Poole Hospital, Poole

Excellent course.

BG
Addenbrooke's Hospital, Cambridge

Very good.

DB
Royal Hallamshire Hospital, Sheffield

Excellent.

MW
Milton Keynes General Hospital, Milton Keynes

It is a very comprehensive course. Very well organised. Thank you.

RM
University Hospital of Wales, Cardiff

Individual Comments

Excellent teaching, succinct and focused.

LG
John Radcliffe Hospital, Oxford

Well done!

YH
Weston General Hospital, Weston-Super-Mare

Very good.

PS
Royal Shrewsbury Hospital, Shrewsbury

Very useful course ! Very well organised.

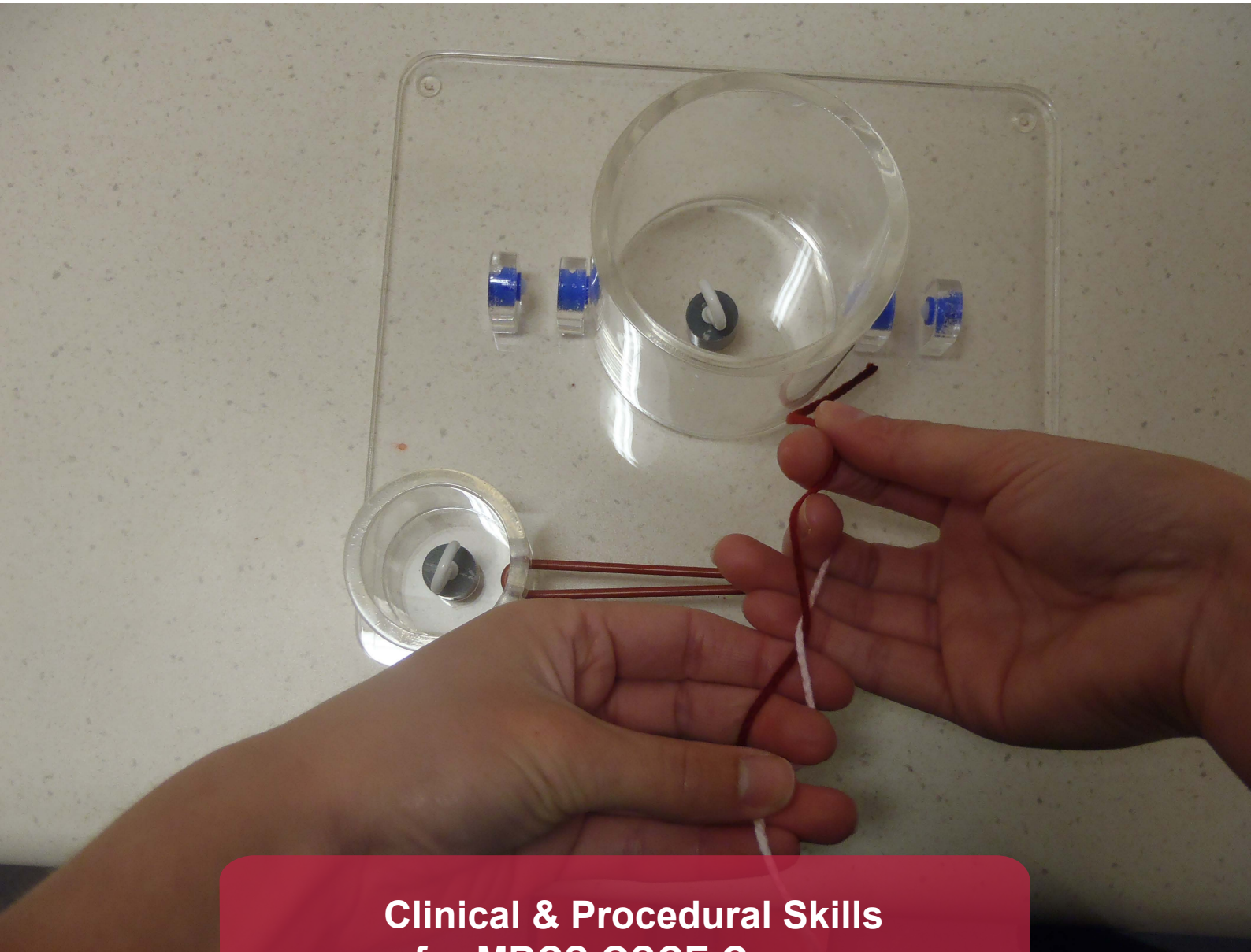
AR
East Surrey Hospital, Redhill

Good chance to pick up hints and tips for the exam.

LP
University Hospital of Wales, Cardiff

Good teaching, had opportunity to practice, got feedbacks.

SC
Colchester General Hospital, Colchester



**Clinical & Procedural Skills
for MRCS OSCE Course**

Feedback - April 2017