



**Cardiff MRCS OSCE Course:
Clinical and Procedural Skills**

Feedback - April 2019

Cardiff MRCS OSCE Course: Clinical and Procedural Skills

In the Intercollegiate MRCS OSCE Exam, the 'Clinical and Procedural Skills' component, making up about 15-20% of the total marks, will test the candidate's capacity to apply sound basic science/clinical knowledge in a practical context. The candidate's ability to perform practical tasks related to surgery that require manual dexterity, hand-eye coordination and visual/spatial awareness were assessed. In addition, the course also tested aspects such as capacity, consent, theatre safety, WHO checklist and principles of safe surgery. This intensive hands-on practical skills course took the candidate through all the procedures that have been examined in the recent years, allowed practice in realistic exam conditions and provided structured feedback for further development. Candidates were provided with their scores and had the opportunity to discuss specific practical aspects with the examiners and recent successful candidates.



Course Information

Course Date:	24th April 2019
Venue:	School of Biosciences, Cardiff University
Attendance:	30 Delegates
Aimed at:	Delegates intending to take the Royal College of Surgeons Part B Examination.
Course Fee:	£185.00

Highlights:

- Practical course with a high tutor-to-participant ratio.
- Hands-on sessions with scenarios simulating the real exam, as well as individual feedback and scores.

Topics included:

- Surgical scrubbing.
- Safe use of local anaesthesia.
- Suturing techniques.
- Knot tying at depth.
- Surgical excision of a cutaneous lesion.
- Urinary catheterisation.
- Consent and capacity.
- Cannulation and venepuncture of high-risk patients.
- Epidural technique.
- Lumbar puncture.
- Organising a theatre list.
- Appropriate radiology requesting.
- Discharge letter.
- Transfer documentation.
- Performing an FNA.
- Insertion of a chest drain.

Course Programme

0830 - 0845	Registration
0845 - 0855	Introduction to the Course and Structure of the Exam
0855 - 0915	Theatre Safety Principles, Gowning and Glowing
0915 - 0940	Handling Instruments, Suturing Techniques, (simple and advanced), and Haemostatic Stitch

0940 - 1000 Break for Refreshments

1000 - 1220	Group Rotations (to include the following stations: Chest Drain Insertion; Male Urinary Catheterisation; Venepuncture of High Risk Patient; Cannulation; FNA; Knot Tying; Suturing; Excision of a Lesion; Wound Debridement; Lumbar Puncture; and Interpretation of ABG Results)
-------------	--

1220 - 1255 Lunch

1255 - 1625	Group Rotations (to include the following stations: Chest Drain Insertion; Male Urinary Catheterisation; Venepuncture of High Risk Patient; Cannulation; FNA; Knot Tying; Suturing; Excision of a Lesion; Wound Debridement; Lumbar Puncture; and Interpretation of ABG Results)
-------------	--

1625 - 1645 Break for Refreshments

1645 - 1855	Lectures and Discussion (Pre-Operative Assessment; Post-Operative Management; Antibiotics; Theatre List Prioritisation; Transfer Documentation; Wound Healing and Reconstruction; Local Anaesthesia; Sutures; Tourniquet; and Diathermy)
1855 - 1900	Feedback and Close

Faculty

Mr Chris Chalklin, MBBCh, MRCS

Speciality Registrar in General and Vascular Surgery
University Hospital of Wales, Cardiff, United Kingdom

Ms Charlotte Leaman, BSc, MBBCh, MRCS

Speciality Registrar in General Surgery
Wales Deanery, United Kingdom

Ms Florentina Luiza Popescu, MD, MRCS

Cardiopulmonary Transplant Fellow
Queen Elizabeth Hospital, Birmingham, United Kingdom

Mr Joseph Merola, MRCS (Eng)

Clinical Fellow in Neurosurgery
University Hospital of Wales, Cardiff, United Kingdom

Mr Wahid Abdul, BSc(Hons), MBBCh, MRCS(Eng)

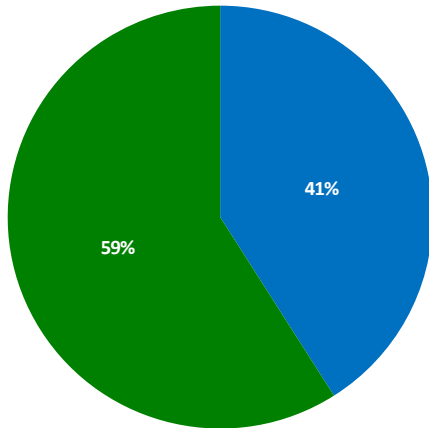
Speciality Registrar in Trauma and Orthopaedics
Nevill Hall Hospital, Abergavenny, United Kingdom

Miss Yan Li Goh, MBChB, MRCS, PGDip Clin Ed, ChM (Gen Surg)

Speciality Registrar in General Surgery
West Midlands Deanery, United Kingdom
Lecturer and Surgical Tutor - Doctors Academy

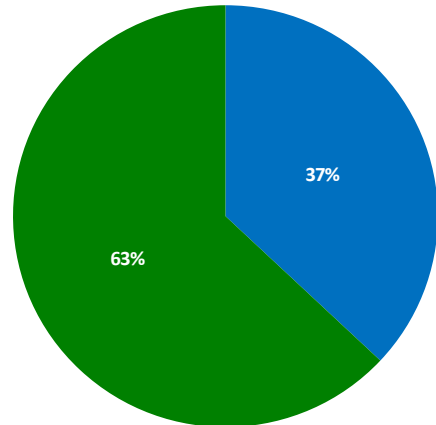
Overall Teaching Feedback

How was the clarity of the demonstrations?



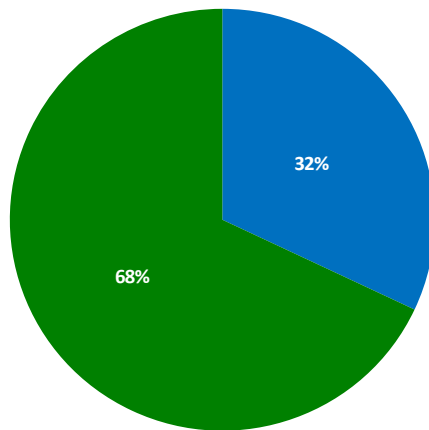
■ Excellent ■ Very good ■ Neutral ■ Fair ■ Poor

How would you rate the general academic standard of the demonstrators?



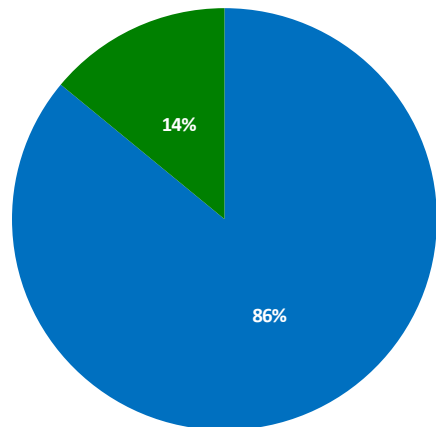
■ Excellent ■ Very good ■ Neutral ■ Fair ■ Poor

How do you rate the relevance of the course to your exam?



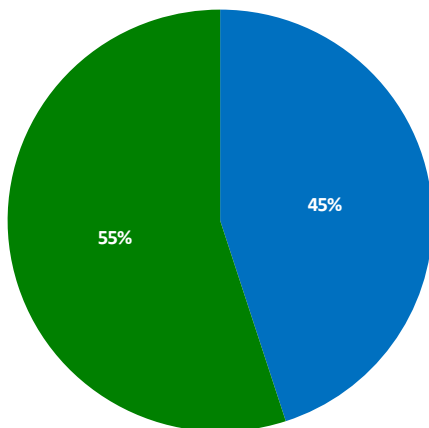
■ Excellent ■ Very good ■ Neutral ■ Fair ■ Poor

Did you get sufficient chance to practice at the stations?



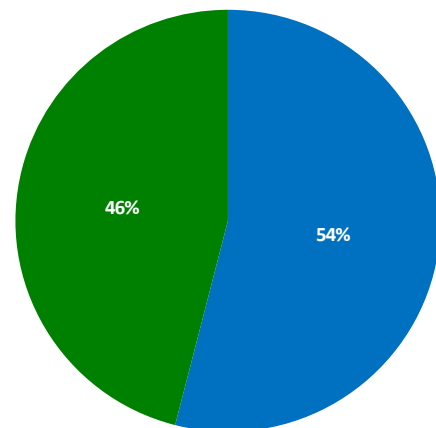
■ Yes, always ■ Yes, mostly ■ Neutral ■ Not much ■ Not at all

Sutures and Needles



■ Excellent ■ Good ■ Neutral ■ Fair ■ Poor

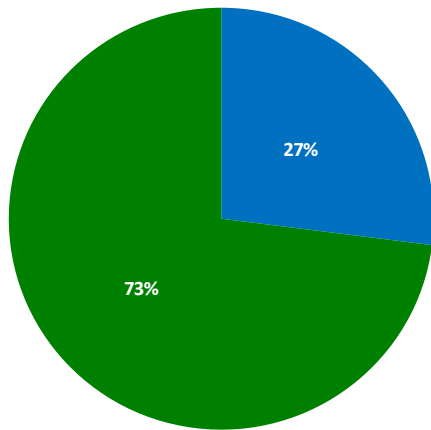
Chest Drain Insertion



■ Excellent ■ Good ■ Neutral ■ Fair ■ Poor

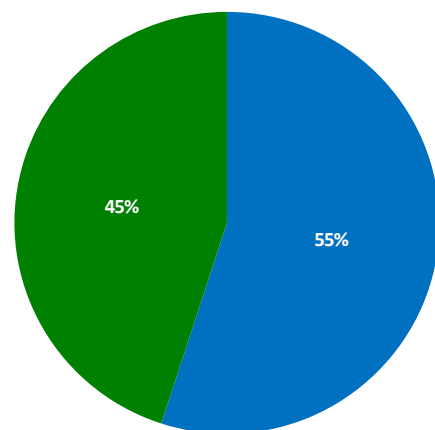
Overall Teaching Feedback

Male Urinary Catheterisation



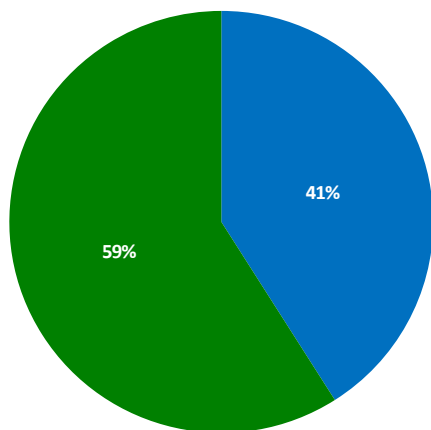
■ Excellent ■ Good ■ Neutral ■ Fair ■ Poor

Venepuncture of a High Risk Patient



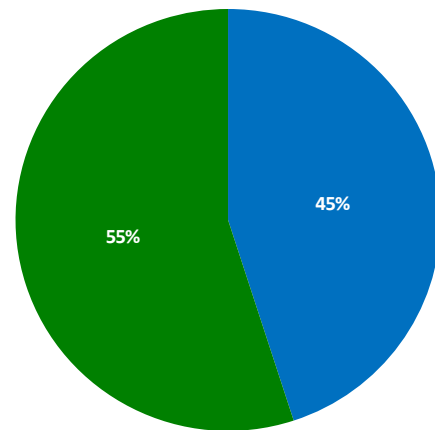
■ Excellent ■ Good ■ Neutral ■ Fair ■ Poor

Knot Tying



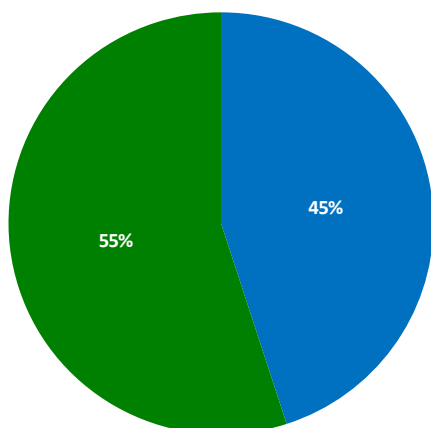
■ Excellent ■ Good ■ Neutral ■ Fair ■ Poor

Suturing Techniques



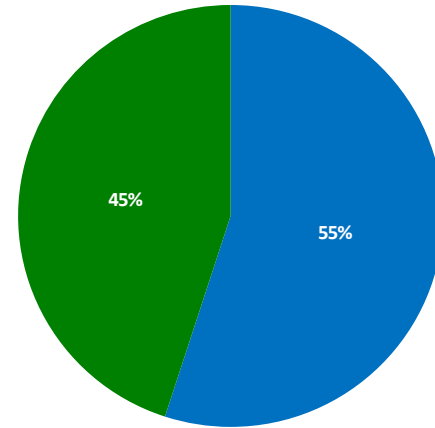
■ Excellent ■ Good ■ Neutral ■ Fair ■ Poor

Surgical Excision of a Naevus



■ Excellent ■ Good ■ Neutral ■ Fair ■ Poor

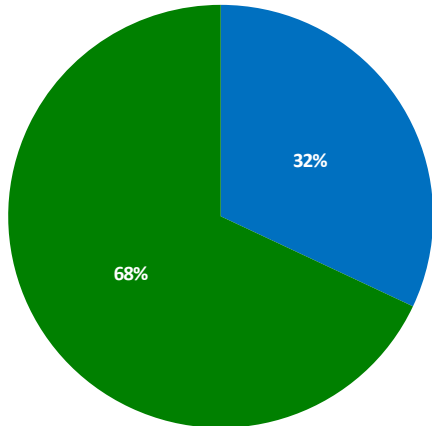
Debridement of a Contaminated Wound



■ Excellent ■ Good ■ Neutral ■ Fair ■ Poor

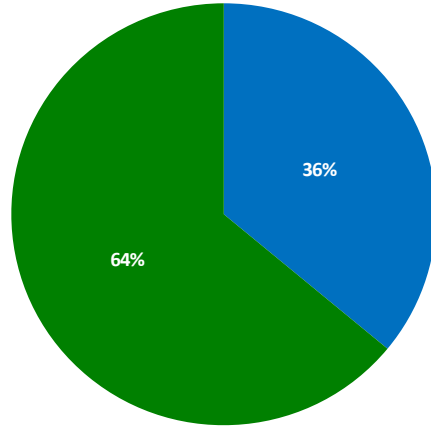
Overall Teaching Feedback

Fine Needle Aspiration Cytology



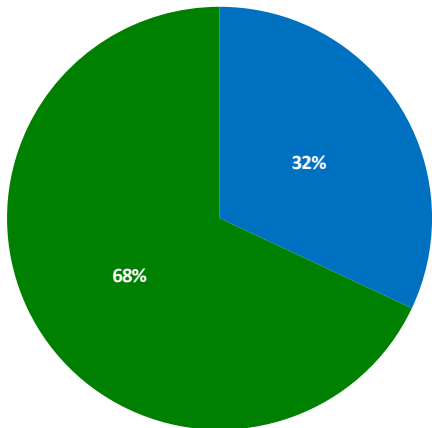
■ Excellent ■ Good ■ Neutral ■ Fair ■ Poor

Lumbar Puncture (Layers and Indications)



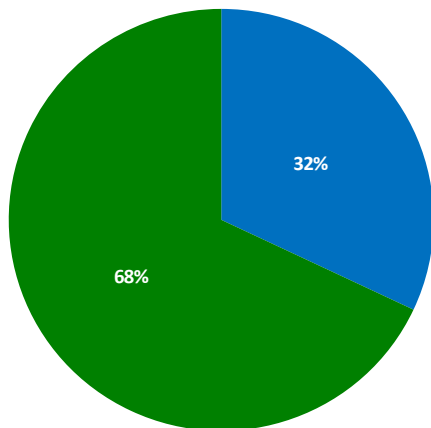
■ Excellent ■ Good ■ Neutral ■ Fair ■ Poor

Pre-Operative Assessment



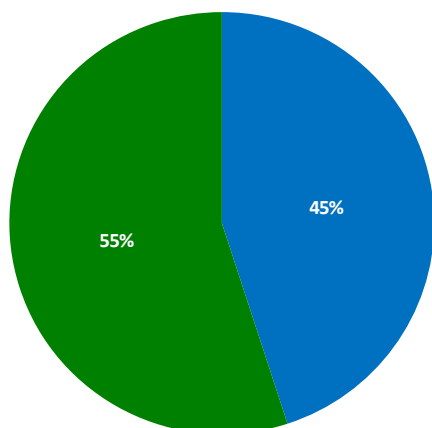
■ Excellent ■ Good ■ Neutral ■ Fair ■ Poor

Gowning and Gloving (Lecture/Basics)



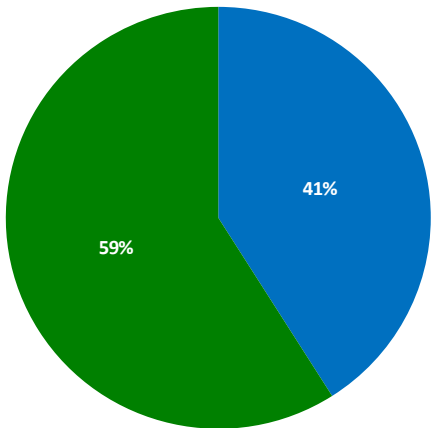
■ Excellent ■ Good ■ Neutral ■ Fair ■ Poor

Wound Healing and Reconstructive Surgery



■ Excellent ■ Good ■ Neutral ■ Fair ■ Poor

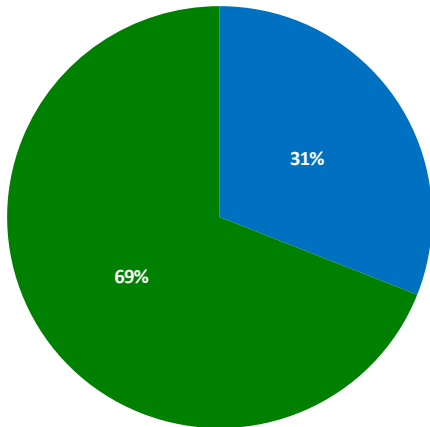
Theatre List Prioritisation



■ Excellent ■ Good ■ Neutral ■ Fair ■ Poor

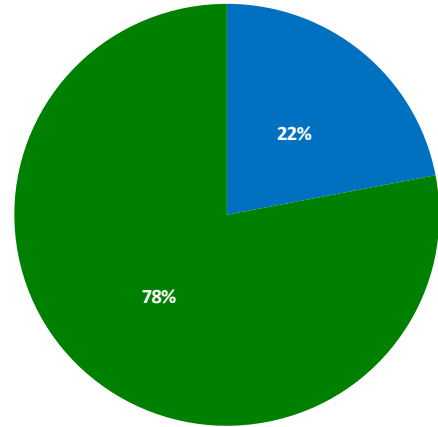
Overall Teaching Feedback

Would you recommend this course to a friend?



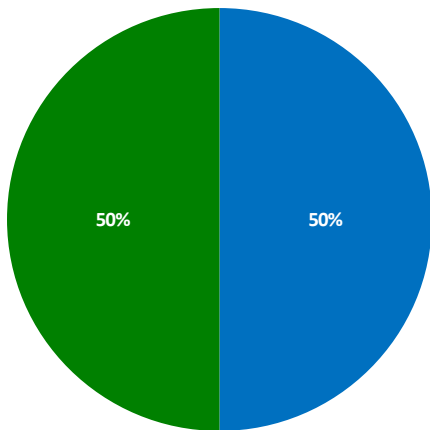
■ Most certainly ■ Certainly ■ Neutral ■ Maybe ■ Don't think so

Do you think that this course provided good value for money?



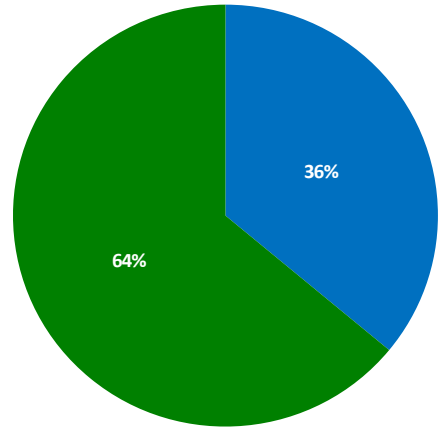
■ Most certainly ■ Certainly ■ Neutral ■ Maybe ■ Don't think so

How were the facilities and venue?



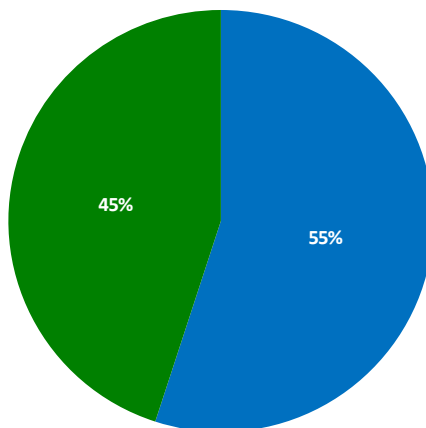
■ Excellent ■ Good ■ Neutral ■ Fair ■ Poor

How were the refreshments and lunch?



■ Excellent ■ Good ■ Neutral ■ Fair ■ Poor

How was the general friendliness of the faculty and organisers?



■ Very friendly ■ Friendly ■ Neutral
■ Not very friendly ■ Can't comment

Individual Comments

It was very good. It provided a really useful overview and a way to consolidate knowledge, whilst helping to identify areas for further learning in the run up to the exam.

AS

University Hospital of North Staffordshire NHS Trust, United Kingdom

Excellent. I felt that it was very useful when preparing for part B of the exam.

SK

Chesterfield Royal Hospital NHS Foundation Trust, United Kingdom

Excellent.

AS

Sherwood Forest Hospitals NHS Foundation Trust, United Kingdom

It was great and very instructive.

MH

Macclesfield District General Hospital, Macclesfield, United Kingdom

It was very good and I enjoyed it. It was a very intense but useful course. I will recommend it.

RS

John Radcliffe Hospital, Oxford, United Kingdom

Overall, the course was very good. The anatomy component was excellent.

GN

Royal Liverpool University Hospital, Liverpool, United Kingdom

Excellent.

TW

Airedale NHS Foundation Trust, United Kingdom

This was a very useful and up-to-date course.

MB

Jinnah Hospital, Lahore, Pakistan

I was very impressed.

EO

Bon Secours Hospital, Cork, Ireland

Individual Comments

Excellent teamwork by Professor Enoch, Rebecca and Janine.

JA

Manchester Royal Infirmary, Manchester, United Kingdom

It was very useful and essential.

ZA

Portsmouth Hospitals NHS Trust, United Kingdom

Excellent.

RA

Royal Hospitals, Belfast, United Kingdom

Good.

WC

Guy's and St Thomas' Hospital NHS Foundation Trust, United Kingdom

This was an outstanding course, with professional standards and knowledgeable faculty.

KV

Queen Victoria Hospital, East Grinstead, United Kingdom

Good.

BH

North Middlesex University Hospital, London, United Kingdom

Testimonials

I just wanted to say that I was successful in the MRCS Part B exam written in May. I attended the full five-days of the course which I found very useful. The detail on each day of the course ensured that the most frequently tested areas were well covered.

The exposure to live cadavers and specimens was even better to both teach and reinforce already acquired knowledge. Repetition on the second day of anatomy and the use of mock stations with feedback was a really good idea. The final day in a clinical setting with simulators was helpful to mirror the reality of the exam too.

The course was definitely worth every penny and second. I also found that the faculty were very knowledgeable and resourceful. Well done Doctors Academy. Definitely six stars!

EO

Bon Secours Hospital, Cork, Ireland

The Doctors Academy course provided great preparation. I did find the anatomy stations slightly easier than the Cardiff course, as Professor Enoch had said at the time, but I did continue to work hard post course.

I was very happy that I went to the course and will recommend it to others.

KV

Victoria Hospital, East Grinstead, United Kingdom

The course at Cardiff was excellent, especially for anatomy preparation. The small teaching groups were very good, and the faculty were helpful. Thank you!

MM

Wythenshawe Hospital, Manchester, United Kingdom

I actually performed much better than expected, and I really think that it was down to the course I attended that you organised. There were a number of courses available as preparation for MRCS Part B, and in all honesty, I chose this one due to the convenience of the dates. However, after listening to feedback from friends who attended other courses and my own experience, I would make this choice again. I have already recommended this course to people I know who are preparing for the exam. This course made me feel so much more prepared and confident for the exam; it directed me to target my studies and know what to expect. Thank you very much. I am very grateful to all the faculty involved in putting on this course as it was extremely useful. I attended the whole course and would recommend it that way to others.

RS

John Radcliffe Hospital, Oxford, United Kingdom

I was successful in the examination. Looking at the breakdown of my performance, I was well above the average and the pass mark. I have to thank Professor Enoch and the team for their help and support. This has been entirely made possible because of all the hard work Professor Enoch has put into organising this course and helping us to prepare for the exam.

SB

The Royal Wolverhampton NHS Trust, United Kingdom



**Clinical & Procedural Skills
for MRCS OSCE Course**

Feedback - April 2019