



**Cardiff MRCS OSCE Course:
7th Clinical & Procedural Skills**

Feedback - January 2014

Cardiff MRCS OSCE: Clinical & Procedural Skills

This intensive one-day revision course covered the clinical and procedural skills components of the MRCS Part B exam.

In the Intercollegiate MRCS OSCE Exam, the 'Clinical and Procedural Skills' component, makes up about 15-20% of the total marks. It will test the candidate's capacity to apply sound basic science/clinical knowledge in a practical context, as well as the candidate's ability to perform practical tasks related to surgery that require: manual dexterity, hand-eye coordination and visual/spatial awareness. In addition, it also tests aspects such as capacity, consent, theatre safety, the WHO checklist and general principles of safe surgery.

This intensive hands-on practical skills course took candidates through all the procedures that have been examined in recent years. With practice in realistic exam conditions and structured feedback provided to further their development. Candidates were all provided with their scores following the event and received the opportunity to discuss specific practical aspects with both examiners and recent successful candidates.



Course Information

Course date:	15th January 2014
Venue:	Multi Professional Centre, Princess of Wales Hospital, Bridgend Wales, UK
Attendance:	18 Delegates
Aimed at:	Delegates looking to take their membership to the Royal College of Surgeons Part B exam.
Course fee:	£185.00



Surgical trainees can apply to be sponsored by ASiT to receive a bursary to attend this course.

Highlights:

- Practical course with high tutor-to-participant ratio.
- Hands-on sessions with scenarios simulating the real exam, along with individual feedback and scores.

Topics included:

- Surgical scrubbing.
- Safe use of local anaesthesia.
- Suturing techniques.
- Knot and tying at depth.
- Surgical excision of a cutaneous lesion.
- Urinary catheterisation.
- Consent and Capacity.
- Cannulation and venepuncture of high-risk patients.
- Epidural technique.
- Lumbar puncture.
- Organising a theatre list.
- Appropriate radiology requesting.
- Discharge letter.
- Transfer documentation.
- Performing an FNA.
- Insertion of a chest drain.

Course Programme

- 0830 - 0900 Registration and Coffee (Seminar room 8)
- 0900 - 0910 Exam Structure and Preparation lecture (Lecture Room 1)
- 0910 Rotation 1 (Skills lab 1 and Skills lab 2)
1. Debridement
 2. Male Urinary catheterisation
 3. Venepuncture of High risk patient
 4. Surgical excision of a naevus
 5. Epidural anaesthesia, Lumbar Puncture

1055 Break (Seminar room 8)

- 1115 Rotation 2 (Skills lab 1 and Skills lab 2)
1. Fine Needle Aspiration Cytology
 2. Suture a wound & safe use of local anaesthetics
 3. Hand tying, advanced suturing
 4. Arterial Blood Sampling & Interpretation
 5. Chest Drains

1310 Lunch (Seminar room 8)

- 1345 Mock Exams, Group lectures and surgical scrubbing
- Lectures (Lecture Room 1) & surgical scrubbing (Theatre)

Course Programme

1515 **Groups C&D: Lectures (Lecture Room 1) & surgical scrubbing (Theatre); Group A&B: Mock Exam (Skills lab 1, Skills lab 2 Lecture room 2)**

EXAM: 9x9min stations (7min exam +2 min feedback) + 1 rest station

Lecture room 2

- o **Consent**
- o **Surgical excision of a naevus**

Skills lab 1

- o **Chest drains**
- o **Debridement**
- o **Venepuncture**
- o **Catheterisation**

Skills lab 2

- o **ABG**
- o **FNA**
- o **Suturing a wound and LA**

1645 **Feedback session and Closure (Lecture Room 1)**

Faculty List

Mr Andrew Miller MB BCh, BSc, MRCS

Course Convenor

Speciality Trainee in Trauma and Orthopaedics

Royal Gwent Hospital, Newport

Mr Kevin Conway, MB BCh, MRCSEd, AFRCS (I), FRCS (Gen Surg), MD

Consultant General/Vascular Surgeon

Royal Glamorgan Hospital, Llantrisant

Mr Stuart Enoch, MBBS, MRCSEd, PGCert (Med Sci), MRCS (Eng), PhD

Visiting Professor – Biomedical Research, NI University, India

Programme Director – Doctors Academy Group

Mr Benjamin Stew, MB BCh, MRCS, DOHNS

Speciality Registrar in ENT Surgery

University Hospital of Wales, Cardiff

Ms Anastasia Iachkine, MBBS (Hons), MRCS (Ed)

Registrar in Plastic Surgery

Frenchay Hospital, Bristol

Ms Helen Staley, MBBS, BSc, MRCS

Clinical Research Fellow in General Surgery

Northumbria Healthcare NHS Trust

Ms Katarzyna Konieczny, MD, MRCS, DOHNS

Speciality Trainee in ENT

East Surrey Hospital

Mr David Wordsworth, MB BCh, MRCS

Speciality Registrar in Orthopaedics

East Anglia and Cambridge Training Programme

Faculty List

Ms Naomi Wright MBChB (Hons) BSc (Hons) MRCS

Speciality Trainee in Surgery

University College Hospital London

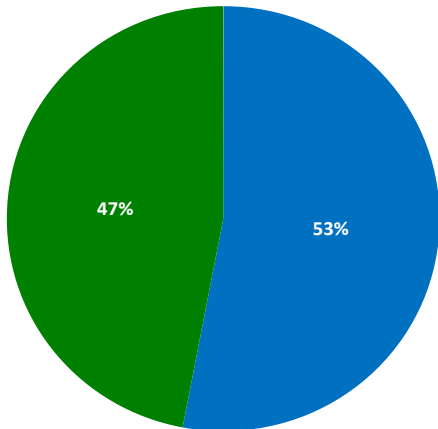
Mr David Chan, MB BCh (Hons), MRCS (Eng)

Clinical Research Fellow in Upper GI Surgery

University Hospital of Wales, Cardiff

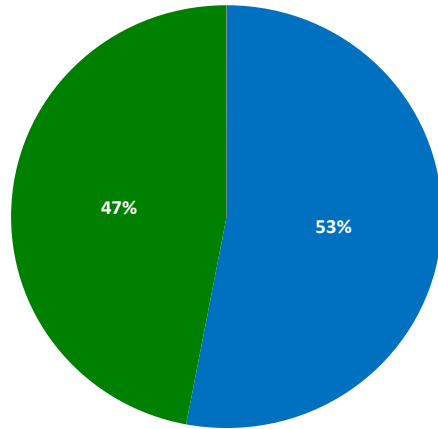
Course Overall Feedback:

How was the clarity of the Demonstrations?



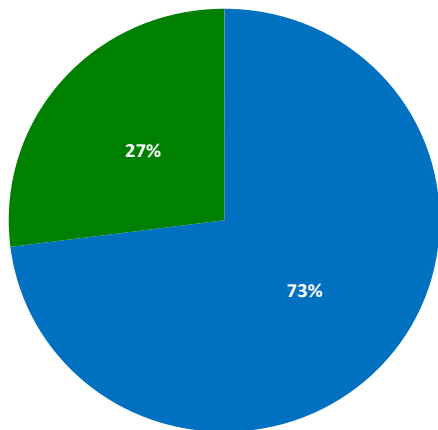
■ Excellent ■ Very good ■ Neutral ■ Fair ■ Poor

How would you rate the general academic standard of the Demonstrators?



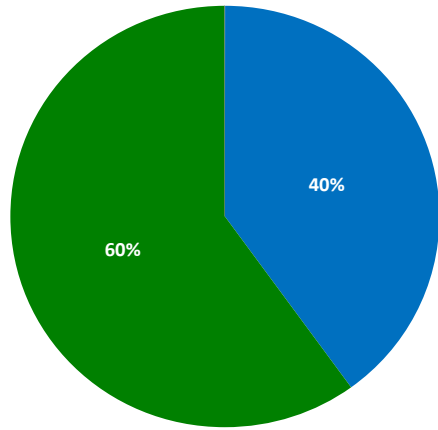
■ Excellent ■ Very good ■ Neutral ■ Fair ■ Poor

How do you rate the relevance of the course to your exam?



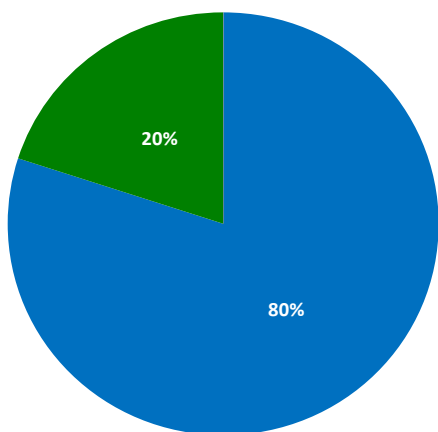
■ Excellent ■ Very good ■ Neutral ■ Fair ■ Poor

Did you get sufficient chance to practice the stations?



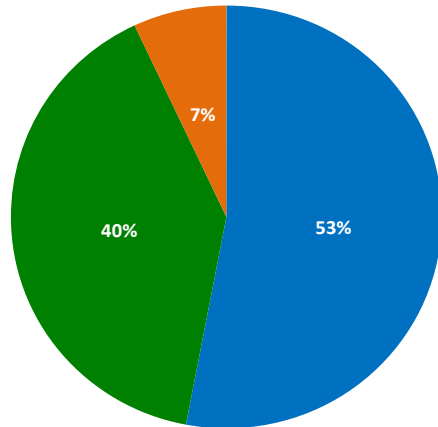
■ Yes, always ■ Yes, mostly ■ Neutral ■ Not much ■ Not at all

Surgical Scrubbing



■ Excellent ■ Very good ■ Neutral ■ Fair ■ Poor

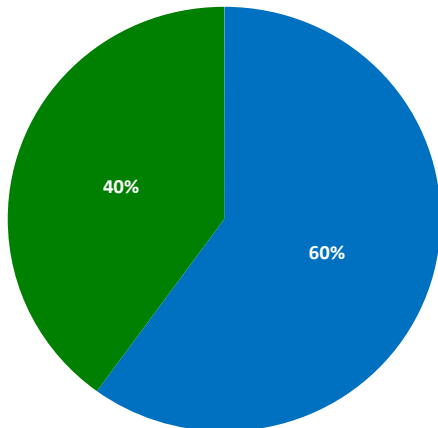
Epidural Anaesthesia



■ Excellent ■ Very good ■ Neutral ■ Fair ■ Poor

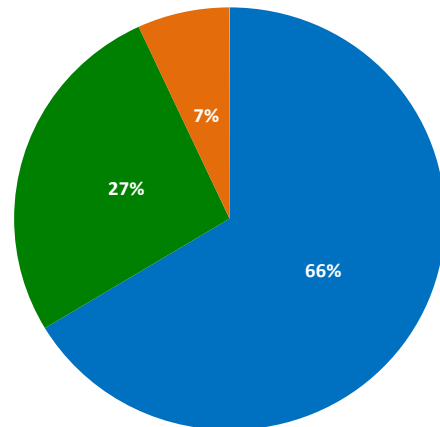
Course Overall Feedback:

Male Urinary Catheterisation



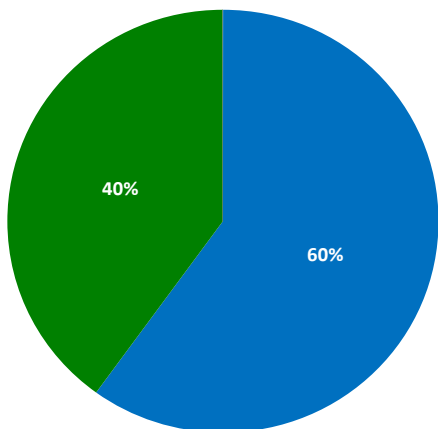
■ Excellent ■ Very good ■ Neutral ■ Fair ■ Poor

Surgical Excision of a Naevus



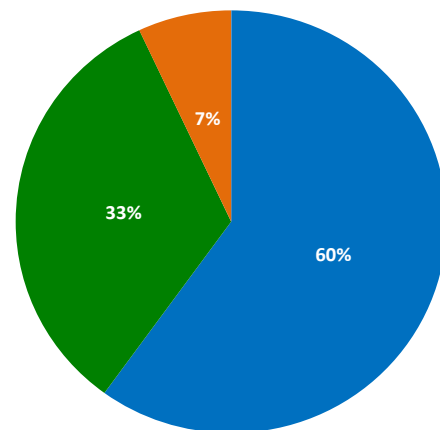
■ Excellent ■ Very good ■ Neutral ■ Fair ■ Poor

Venepuncture of High Risk Patients



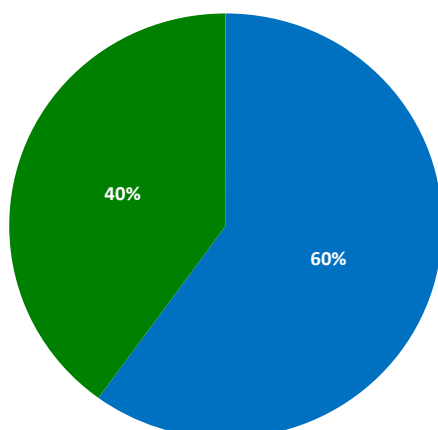
■ Excellent ■ Very good ■ Neutral ■ Fair ■ Poor

Fine Needle Aspiration Cytology



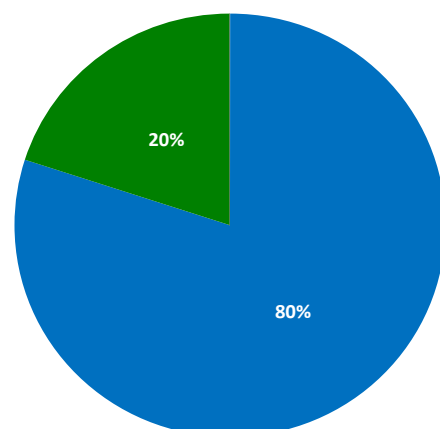
■ Excellent ■ Very good ■ Neutral ■ Fair ■ Poor

Safe use of Local Anaesthetics



■ Excellent ■ Very good ■ Neutral ■ Fair ■ Poor

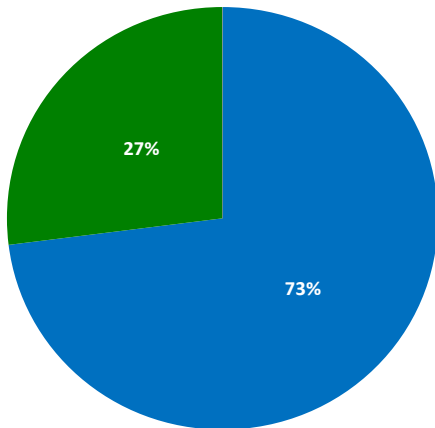
Arterial Blood Sampling and ABG Interpretation



■ Excellent ■ Very good ■ Neutral ■ Fair ■ Poor

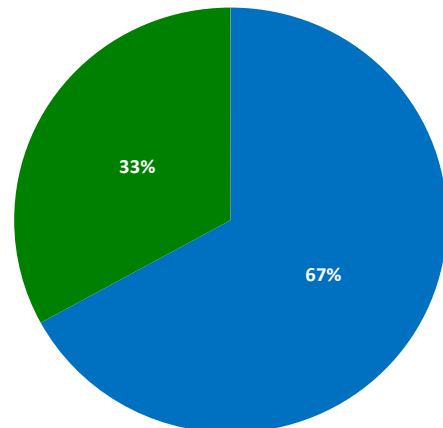
Course Overall Feedback:

Suturing a Dirty Wound



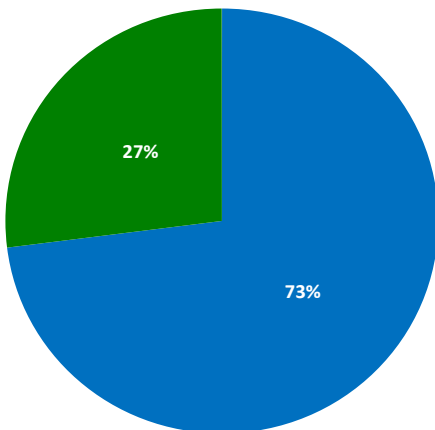
■ Excellent ■ Very good ■ Neutral ■ Fair ■ Poor

Insertion of Chest Drain



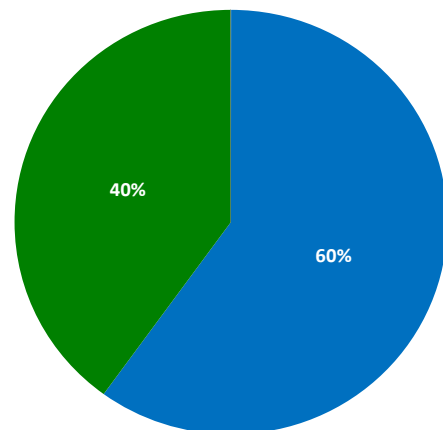
■ Excellent ■ Very good ■ Neutral ■ Fair ■ Poor

Would you recommend this course to a friend?



■ Most certainly ■ Certainly ■ Neutral ■ Probably ■ No way

Do you think that this course provided good value for money?



■ Most certainly ■ Certainly ■ Neutral ■ Probably ■ No way

Individual Comments

It was so nice.

KM
Cairo University Students Hospital, Egypt

Very good course.

AE
Emirates French Hospital, Abu Dhabi, UAE

Excellent.

HA
King Fahad Medical City, Riyadh, Saudi Arabia

Excellent set up and having the mock OSCE was very good.

AS
York Hospital, York, UK

Very well organised, enjoyed mock osce which enabled formal feedback to prepare for exams.

YL
Royal Preston Hospital, Preston, UK

Excellent.

IA
Northampton General Hospital, Northampton, UK

Well organised.

MM
University Hospital of Wales, Cardiff, UK

Very positive impression how the course was organised.

AM
Bradford Royal Infirmary, Bradford, UK

Very good.

LS
Krasnoyarsk Regional Hospital, Neurosurgical Department, Russia

Excellent.

GB
Northwick Park Hospital, Harrow, UK



DOCTORS ACADEMY

BETTER EDUCATION. BETTER HEALTH.

Doctors Academy is an UK-based International Non-Profit Organisation comprising of doctors, dentists and scientists that undertakes a diverse range of educational activities globally. The aim of the Academy is to disseminate information and exchange medical knowledge between professionals from diverse backgrounds working in a variety of healthcare settings. This is achieved by the provision of a number of attendance courses, publishing house, online resources and international events/ competitions.

Courses (a selection):

Undergraduate:

- Final Year Medicine and Surgical Revision Courses
- Training the Clinical Anatomy Trainer
- Clinical Anatomy as Applied to Trauma and Emergency Medicine
- Surgical Anatomy of Important Operative Procedures
- Future Surgeons: Key Skills (RCSEd delivered)
- Structured Introduction to Surgical Skills

Postgraduate:

- MRCS Part A
- MRCEM Part A
- MRCS Part B OSCE
- DOHNS: Intensive Revision & OSCE
- Intercollegiate Basic Surgical Skills (RCSEd delivered)
- MRCP PACES Part 2
- FRCS (General Surgery) Exit Exam
- Cadaveric Ultrasound-Guided Musculoskeletal Intervention Course
- Ultrasound-Assisted Botulinum Toxin Injection for Neuromuscular Disorders
- Live Advanced Laparoscopic Colorectal Course



Forthcoming key events:

- **International Medical Summer School**
Manchester, 1st - 5th August 2016
- **International Academic and Research Conference**
Manchester, 6th August 2016
- **World University Anatomy Challenge**
Manchester, 5th August 2016

Publications



publications.doctorsacademy.org

World Journal of Medical Education & Research



Peer-reviewed academic journal
with ISSN.

- No fee to view, read and download articles
- No subscription charges
- No submission fees
- No manuscript processing fee
- No publishing fee
- No cost to read, write or publish!

wjmer.co.uk

Online Revision Resources

DoctorExams consists of 1000s of questions with detailed explanations in MCQ, EMQ, SBA and SAQ formats. Questions are written by the Doctors Academy group of experienced clinicians and clinical academics, with mock exams and feedback on performance included to aid a candidate's focused revision of topics. Based on past exams, these questions are carefully crafted to suit the requirements of undergraduate students & postgraduate trainees undertaking relevant speciality exams.

Resources for:

- Medical Students
- Dental Students
- International Entrance Exams
- MRCS Exams
- General Surgery Exams
- Plastic Surgery Exams
- DOHNS Exams

www.doctorexams.co.uk

www.doctorsacademy.org