

**The National Undergraduate
Conference for Clinical
Anatomy 2019 (NUCCA19)**



Feedback - January 2019



The National Undergraduate Conference for Clinical Anatomy 2019 (NUCCA19)

The event culminated the amalgamation of two of the oldest medical schools in the world, whilst providing the opportunity for students to congregate for a day of lectures from world renowned speakers in the field of anatomy, as well as a selection of hands-on innovative workshops. The focus was on clinical anatomy. In addition, there were a number of poster presentations from attending delegates. Additionally, there were a number of student-led seminars throughout the course of the day.

Course Information

Course Date:	19th January 2019
Venue:	New Hunt's House, Kings College London, Guy's Campus
Attendance:	85 Delegates
Aimed at:	Medical Students
Fee:	£6.00



Programme

0830 - 0900	Registration
0900 - 0920	Introduction by Professor Harold Ellis
0920 - 1000	Professor John Morris: Learning Anatomy that will be Relevant to YOUR Future
1000 - 1040	Mr Thomas Santarius: 3D Neuroanatomy and Operative Cases
1040 - 1055	Refreshment Break
1055 - 1135	Dr Siobhan Moyes: Teaching Anatomy Without Cadavers
1135 - 1215	Professor Caroline Wilkinson: Facial Reconstruction
1215 - 1255	Professor Charlotte Roberts: Paleopathology and its Relevance to Clinical Anatomy

1300 - 1400 Lunch and Poster Presentations

1415 - 1715	Workshops
1715 - 1730	Closing and Poster Presentation Awards

Faculty List

Professor Caroline Wilkinson, MPhil, PhD, FRSE

Director of Liverpool School of Art and Design, Director of Face Lab,
Art and Design
Liverpool John Moores University, Liverpool, UK

Professor Charlotte Roberts, BA(Hons), MA, PhD, FBA

Professor of Archaeology
Durham University, Durham, UK

Professor David Riches BSc, PhD, MB BS, MA

Director of Studies in Medicine, Acting Tutor, Fellow
University of Cambridge, Cambridge, UK

Professor Harold Ellis, CBE, FRCS, MCh

Retired Surgeon

Emeritus Professor John Morris, BSc, MbChB, MD, MA, FMedSci

Professor of Human Anatomy
University of Oxford, Oxford, UK

Dr Siobhan Moyes, BSc, DPhil

Lead Lecturer in Anatomy (Education)
Peninsula Medical School, Exeter, UK

Mr Thomas Santarius, MD, PhD, FRCS(SN)

Consultant Neurosurgeon
Addenbrooke's Hospital, Cambridge, UK

Organising Committee

Miss Lilly Liu

President of KCL Anatomy Society

Miss Seray Gunes

Vice President of KCL Anatomy Society

Miss Cora Griffin

Treasurer of KCL Anatomy Society

Mr Konrad Zugaj

Publicity Officer of KCL Anatomy Society

Miss Eliza Gimson

Events Officer of KCL Anatomy Society

Miss Georgina Abraham

Events Officer of KCL Anatomy Society

Miss Mariam Barreh

Communications Officer of KCL Anatomy Society

Miss Sabba Hussain

Communications Officer of KCL Anatomy Society

Mr Paul Tang

Educational Officer of KCL Anatomy Society

Miss Alokya Balagamage

Operational Officer of KCL Anatomy Society

Miss Arunima Batra

Operational Officer of KCL Anatomy Society

Miss Tavi Chetty

Operational Officer of KCL Anatomy Society

Mr Jonny Varma

President of BL Anatomy Society

Mr Marios Nicolaidis

Vice President of BL Anatomy Society

Mr Tom Grainger

Treasurer of BL Anatomy Society

Mr Andrew Coppola

Secretary of BL Anatomy Society

Mr Sherwin Fernando

Operational Lead of BL Anatomy Society

Mr Chand Muthoo

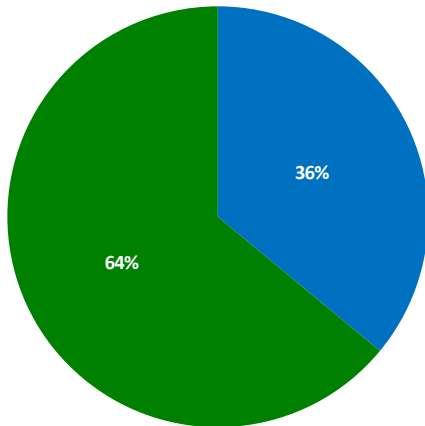
Operational Lead of BL Anatomy Society

Mr Jan Spoorenberg

Social Media and Design Officer of BL Anatomy Society

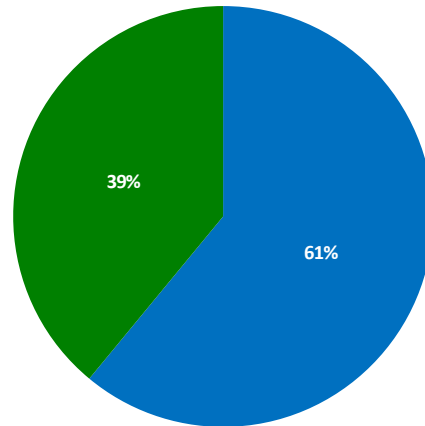
Overall Feedback

How was the content of the conference?



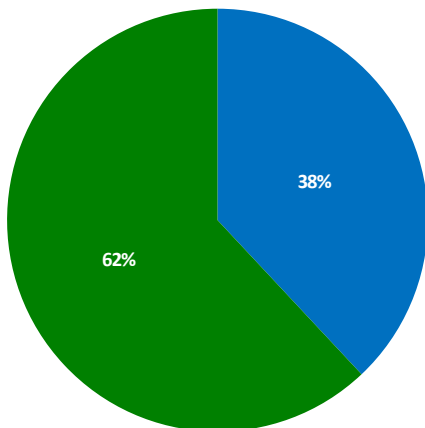
■ Excellent ■ Good ■ Neutral ■ Fair ■ Poor

How would you rate the general academic standard of the speakers?



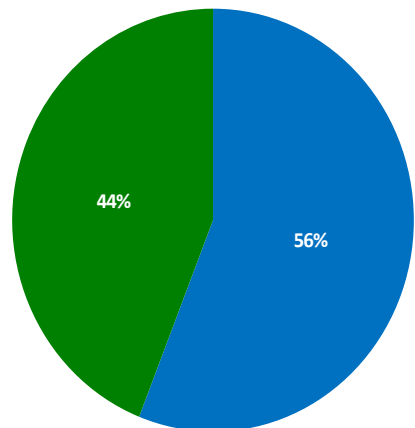
■ Excellent ■ Good ■ Neutral ■ Fair ■ Poor

Professor Susan Standing: Introduction



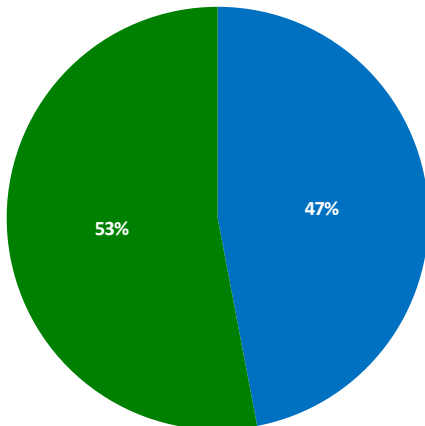
■ Excellent ■ Good ■ Neutral ■ Fair ■ Poor

Professor John Morris: Learning Anatomy that will be Relevant to YOUR Future



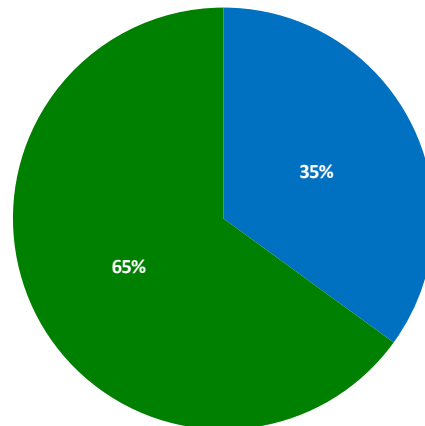
■ Excellent ■ Good ■ Neutral ■ Fair ■ Poor

Mr Thomas Santarius: 3D Neuroanatomy and Operative Cases



■ Excellent ■ Good ■ Neutral ■ Fair ■ Poor

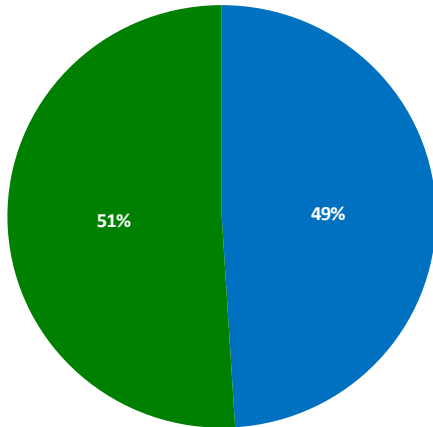
Dr Siobhan Moyes: Teaching Anatomy Without Cadavers



■ Excellent ■ Good ■ Neutral ■ Fair ■ Poor

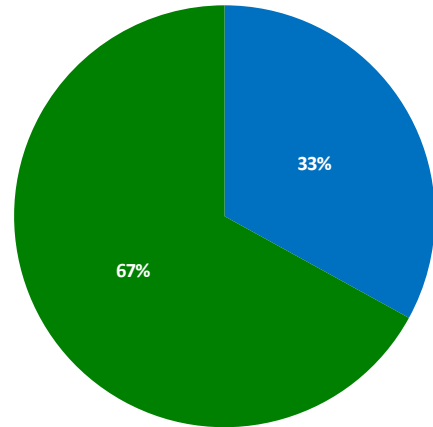
Overall Feedback

Professor Caroline Wilkinson: Facial Reconstruction



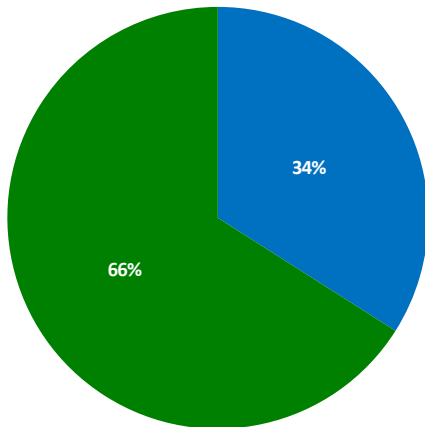
■ Excellent ■ Good ■ Neutral ■ Fair ■ Poor

Professor Charlotte Roberts: Paleopathology and its Relevance to Clinical Anatomy



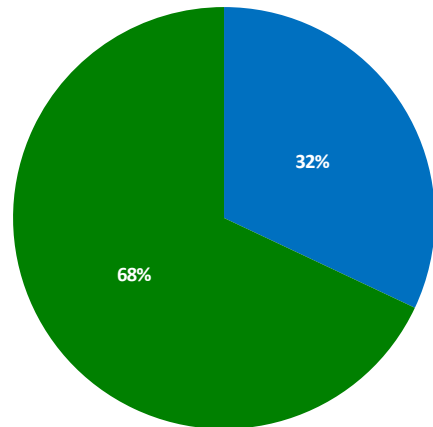
■ Excellent ■ Good ■ Neutral ■ Fair ■ Poor

Workshop 1: Teaching Anatomy Without Cadaver



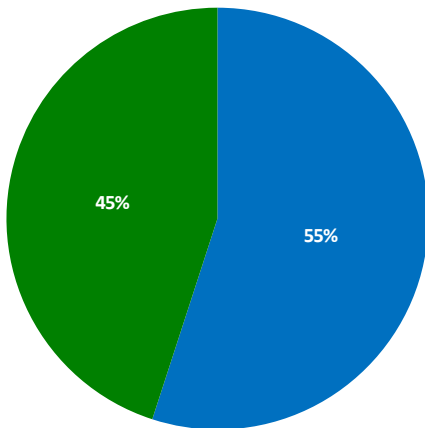
■ Excellent ■ Good ■ Neutral ■ Fair ■ Poor

Workshop 2: Art and Anatomy Workshop



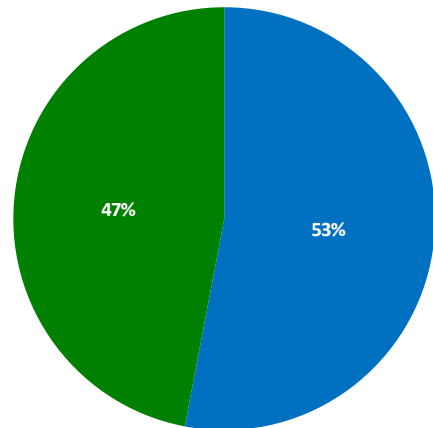
■ Excellent ■ Good ■ Neutral ■ Fair ■ Poor

Workshop 3: Suturing Workshop



■ Excellent ■ Good ■ Neutral ■ Fair ■ Poor

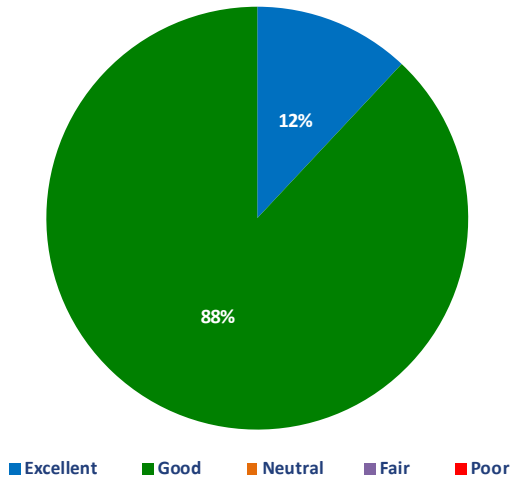
How were the facilities and venue?



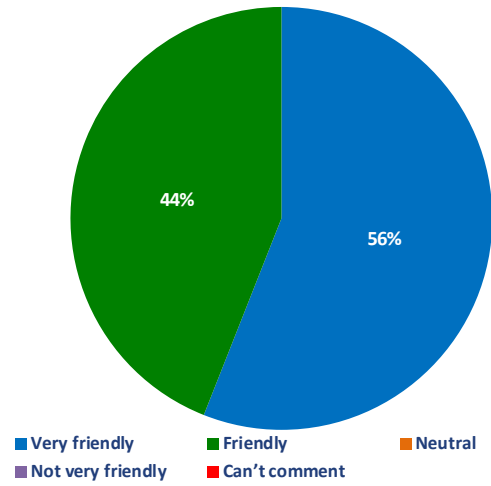
■ Excellent ■ Good ■ Neutral ■ Fair ■ Poor

Overall Feedback

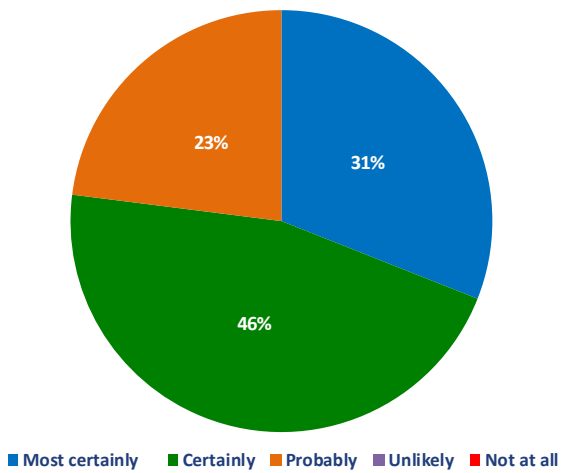
How were the refreshments and lunch?



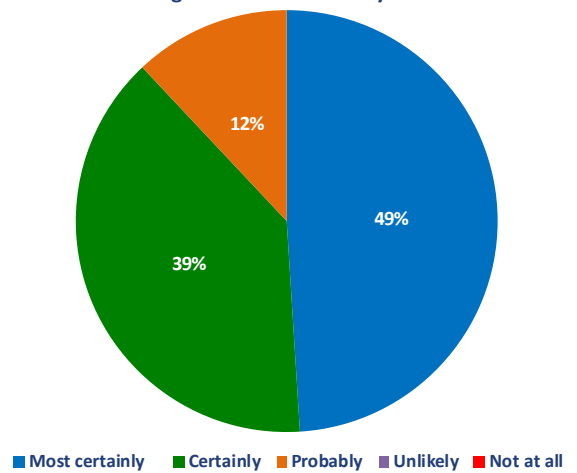
How was the general friendliness of the faculty and organisers?



Would you recommend this conference to a friend?



Do you think that this conference provided good value for money?



Individual Comments

This was a very organised conference that ran quite smoothly.

AD

King's College London GKT School of Medicine, London, UK

The conference was well organised and the talks delivered were engaging. Overall, the event was worthwhile.

FR

University of Birmingham College of Medical and Dental Sciences, Birmingham, UK

Good conference.

ST

Sheffield University School of Medicine and Biomedical Sciences, Sheffield, UK

Good.

MA

King's College London, UK

It prepared me more by providing a better understanding of a medical career.

VD

King's College London GKT School of Medicine, London, UK

I was very pleased with the range of speakers and activities available.

DN

KCL

Quite well paced and informative.

VS

Sheffield University School of Medicine and Biomedical Sciences, Sheffield, UK

It was very good and informative.

ZA

Sixth Form

It was very well organised and I liked the workshops at the end, especially the suturing and drawing workshops as they were very relevant to my course.

SP

King's College London GKT School of Medicine, London, UK

Individual Comments

The organisation was very good, and the speakers were of great quality. Professor Morris was extremely helpful for medical students, who need good methods of learning anatomy. I would definitely advise you invite him again for future conferences.

OG

King's College School of Medicine, London, UK

Good.

IS

Warwick Medical School, Coventry, UK

As I wish to pursue a career in surgery, I found that the topics related to how anatomy is and should be taught were intriguing and a bit different to most surgery conferences.

SN

St. George's University School of Medicine, St. George's, Grenada

Great conference!

SH

KCL

This was an interesting and well organised conference, from which I learnt a lot about different approaches to anatomy which will help in my own studies.

HK

I study Neuroscience and am keen to study medicine afterwards, so learning how to study anatomy was extremely useful.

ST

King's College London GKT School of Medicine, London, UK

Really good! Great job! I absolutely loved the drawing workshop.

KA

King's College London GKT School of Medicine, London, UK

This conference was really interesting and worthwhile to attend.

NC

Queen Mary University of London, UK

Overall, it was very beneficial, with some lectures being more detailed than others, however all lectures were very well presented and were delivered punctually.

AK

Barts and the London School of Medicine and Dentistry, London, UK

Individual Comments

It was very interesting, with a focus beyond medicine and was relevant to anything from art to history.

AC

Barts and the London School of Medicine and Dentistry, London, UK

It was a very useful day. It really opened my eyes to the exciting world of anatomical research.

OB

Warwick Medical School, Coventry, UK

It was very professional and informative. It provided information about possible routes for a career in Anatomy.

EB

King's College London GKT School of Medicine, London, UK

It was very well organised and punctual.

KR

Cardiff, UK

It gave some interesting knowledge about how anatomy can be applied in interesting new fields.

XF

Brighton and Sussex Medical School, Brighton, UK

It provided a lot of useful material and new perspectives that I can employ in my studies.

TD

Barts and the London School of Medicine and Dentistry, London, United Kingdom

It was a very good conference overall.

ET

Barts and the London School of Medicine and Dentistry, London, UK

I was really satisfied with the overall layout and relevance of the conference.

ET

Barts and the London School of Medicine and Dentistry, London, UK

The event ran smoothly and was well organised.

JN

Barts and the London School of Medicine and Dentistry, London, UK

It was a good conference, highlighting the relevant advances in teaching. I would have liked to have seen more opportunities for getting involved in anatomy and surgical research for other students.

IS

Warwick Medical School, Coventry, UK



DOCTORS ACADEMY

BETTER EDUCATION. BETTER HEALTH.

Doctors Academy is a UK-based International Non-Profit Organisation comprising of doctors, dentists and scientists that undertakes a diverse range of educational activities globally. The aim of the Academy is to disseminate information and exchange medical knowledge between professionals from diverse backgrounds working in a variety of healthcare settings. This is achieved by the provision of a number of attendance courses, publishing house, online resources and international events/ competitions.

Courses (a selection):

Undergraduate:

- Final Year Medicine and Surgical Revision Courses
- Training the Clinical Anatomy Trainer
- Clinical Anatomy as Applied to Trauma and Emergency Medicine
- Surgical Anatomy of Important Operative Procedures
- Future Surgeons: Key Skills (RCSEd delivered)
- Structured Introduction to Surgical Skills

Postgraduate:

- MRCS Part A
- MRCEM Part A
- MRCS Part B OSCE
- DOHNS: Intensive Revision & OSCE
- Intercollegiate Basic Surgical Skills (RCSEd delivered)
- MRCP PACES Part 2
- FRCS (General Surgery) Exit Exam
- Cadaveric Ultrasound-Guided Musculoskeletal Intervention Course
- Ultrasound-Assisted Botulinum Toxin Injection for Neuromuscular Disorders
- Live Advanced Laparoscopic Colorectal Course



Forthcoming key events:

- International Medical Summer School
- International Academic and Research Conference
- World University Anatomy Challenge

Publications



publications.doctorsacademy.org

World Journal of Medical Education & Research



Peer-reviewed academic journal
with ISSN.

- No fee to view, read and download articles
- No subscription charges
- No submission fees
- No manuscript processing fee
- No publishing fee
- No cost to read, write or publish!

wjmer.co.uk

Online Revision Resources

DoctorExams consists of 1000s of questions with detailed explanations in MCQ, EMQ, SBA and SAQ formats. Questions are written by the Doctors Academy group of experienced clinicians and clinical academics, with mock exams and feedback on performance included to aid a candidate's focused revision of topics. Based on past exams, these questions are carefully crafted to suit the requirements of undergraduate students & postgraduate trainees undertaking relevant speciality exams.

Resources for:

- Medical Students
- Dental Students
- International Entrance Exams
- MRCS Exams
- General Surgery Exams
- Plastic Surgery Exams
- DOHNS Exams

www.doctorexams.co.uk

www.doctorsacademy.org