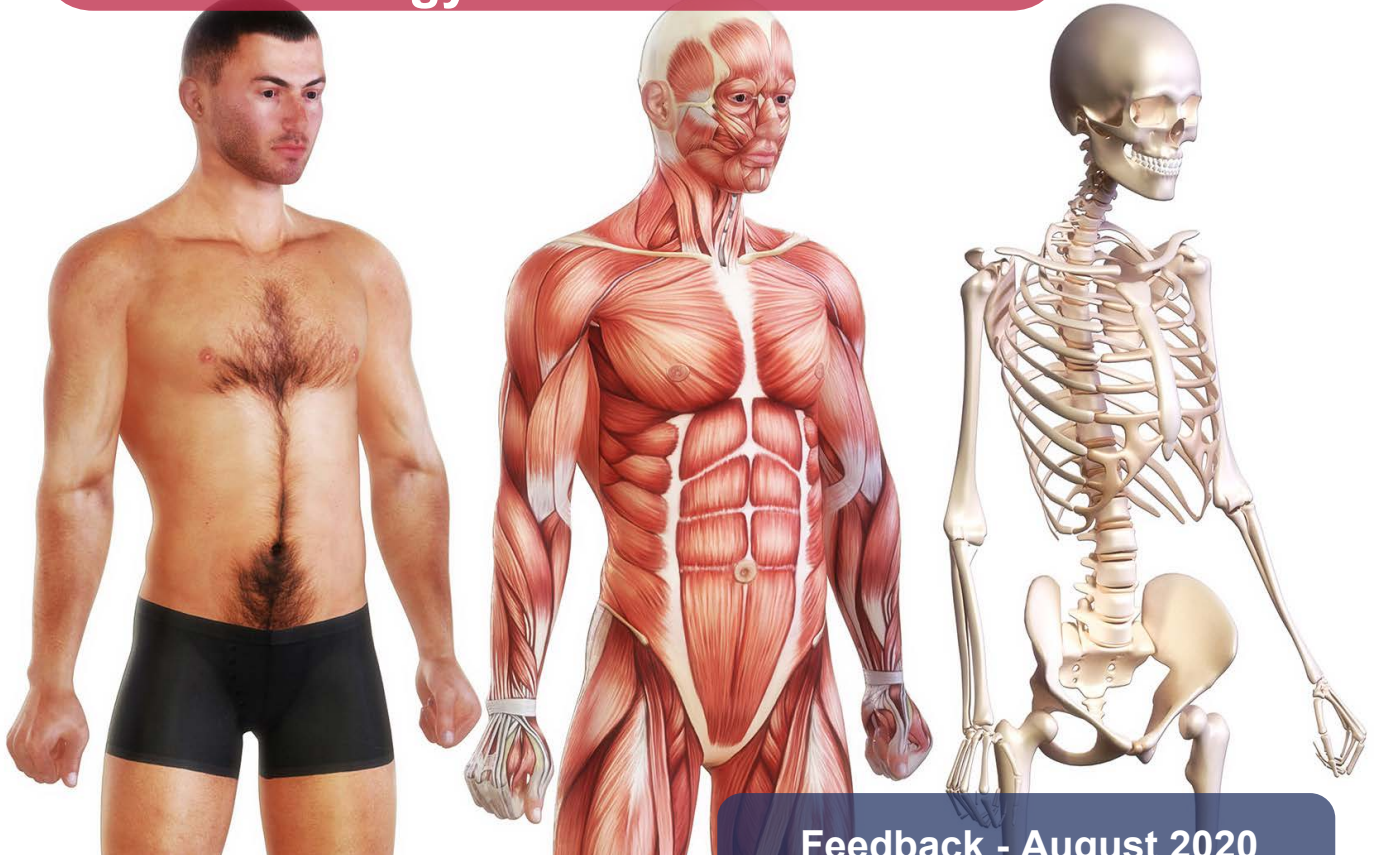


**Cardiff MRCS Course (Manchester):
Surgical Anatomy and Surgical
Pathology for MRCS OSCE**



Feedback - August 2020

Cardiff MRCS Course (Manchester): Surgical Anatomy and Surgical Pathology for MRCS OSCE

This intensive one-day course covered the 'knowledge component' that makes up 120 marks (6 stations) in the restructured MRCS OSCE for the October 2020 sitting (13 stations in total). It covered the commonly tested and high-yield topics in anatomy, pathology, microbiology, and applied basic sciences and critical care physiology. This course provided a solid revision of knowledge and a sound transition from the MRCS Part A to the MRCS OSCE in October 2020.

The day was calculated to be equivalent to 35 hours of individual revision.

This attendance course was delivered to a small group of delegates and complied with the Health Authority and Government guidelines for social distancing and other appropriate measures.

Course Information

Venue:	Apollo Buckingham Health Science Campus, Crewe
Date:	14th August 2020
Attendance:	9 Delegates
Aimed at:	Delegates looking to take their membership to the Royal College of Surgeons Part B exam.
Course Fee:	£145.00



Programme

0820 - 0830	Registration
0830 - 0840	Introduction and Format of the Exam
0840 - 1030	Skull Base, Head, Scalp and Face; Circle of Willis, Dural Venous Sinuses, Hydrocephalus; Surgical Pathologies of the Head and Face (including Salivary Gland Tumours)
1030 - 1045	Autonomic Nervous System and Ganglion in the Head and Neck

1045 - 1100 Break for Refreshments

1100 - 1200	Neck, Thyroid, Larynx, Pharynx, Tongue; Surgical Pathologies in the Triangles of the Neck; Thyroid and Parathyroid Pathologies
1200 - 1245	Thoracic Wall; Mediastinum; Heart; Lungs; Oesophagus; Diaphragm
1245 - 1300	Vascular Anatomy of Thorax, Head and Neck (includes Vascular Access and Chest Drain Insertion); Vascular Pathologies of Neck and Thorax

1300 - 1340 Lunch

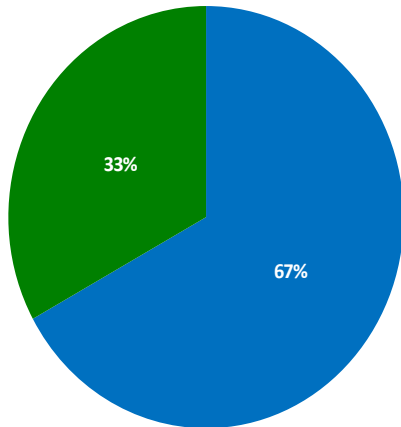
1340 - 1420	Transpyloric Plane, Anterior Abdominal Wall and Inguinal Region (includes Scrotal Swellings, Hernias and Testicular Tumours)
1420 - 1500	Abdominal Anatomy; Hollow and Solid Organs (includes Bowel Pathologies, Colon Cancer, Segmental Bowel Resections and Stomas)
1500 - 1530	Pelvis and Perineum
1530 - 1615	Brachial Plexus, Arm, Shoulder

1615 - 1635 Break for Refreshments

1635 - 1700	Scapula, Back and Rotator Cuff (includes Upper Limb Nerve Injuries, Palsies and Shoulder Pathologies)
1700 - 1725	Cubital Fossa, Forearm, Flexor Retinaculum and Hand (includes Carpal Tunnel Syndrome, Ulnar Nerve Palsies, Hand Pathologies)
1725 - 1740	Lumbar and Lumbosacral Plexus
1740 - 1800	Femoral Triangle, Thigh, Popliteal Fossa; Lower Leg, Ankle and Foot (includes Lower Limb Nerve Injuries, Palsies, Compartment Syndrome and Ankle Injuries)
1800 - 1820	Peripheral Vascular Disease, Varicose Veins and Their Management
1820 - 1845	Cutaneous Malignancies and Malignant Melanoma
1845	End of Course

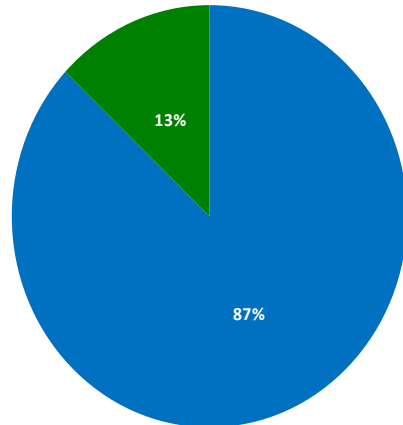
Overall Feedback

How was the content of the course?



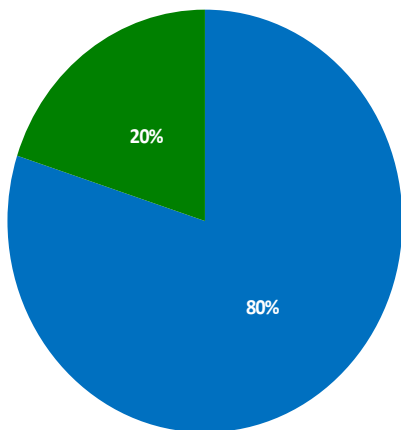
■ Excellent ■ Good ■ Neutral ■ Fair ■ Poor

How would you rate the general academic standard of the tutor?



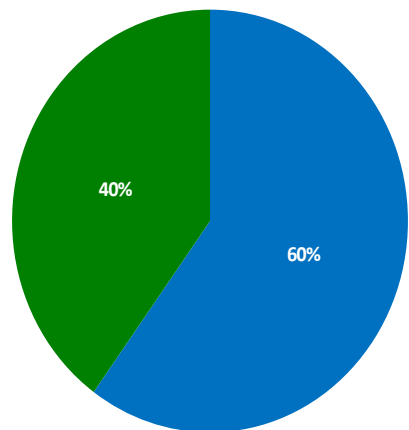
■ Excellent ■ Good ■ Neutral ■ Fair ■ Poor

How was the clarity of the presentations?



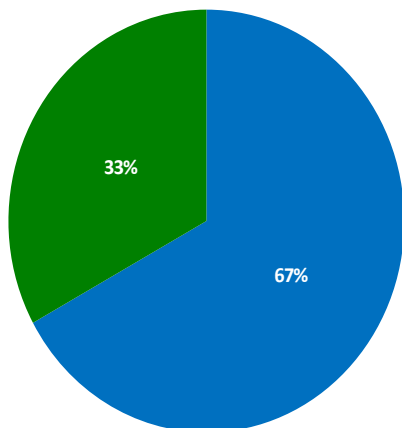
■ Excellent ■ Good ■ Neutral ■ Fair ■ Poor

Did the course meet your learning objectives?



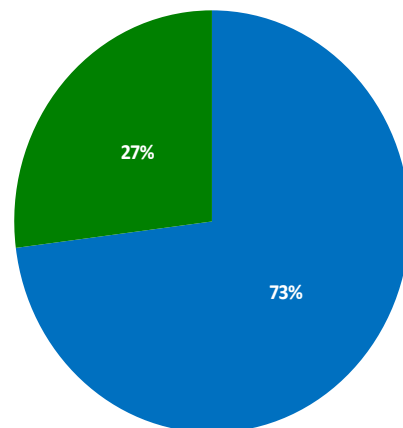
■ Most certainly ■ Certainly ■ Just about ■ Limited ■ Not at all

Anatomy and Pathology of the Skull and Head



■ Excellent ■ Good ■ Neutral ■ Fair ■ Poor

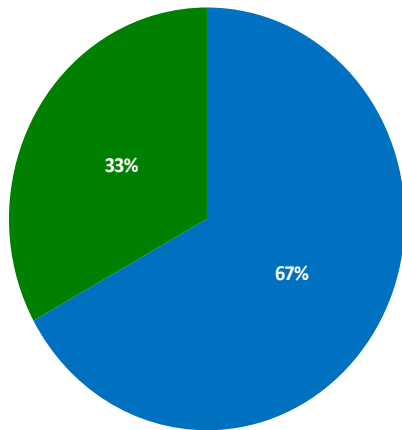
Anatomy and Pathology of the Neck



■ Excellent ■ Good ■ Neutral ■ Fair ■ Poor

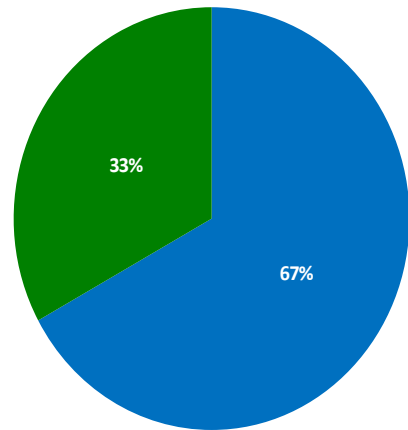
Overall Feedback

Anatomy and Pathology of the Thorax



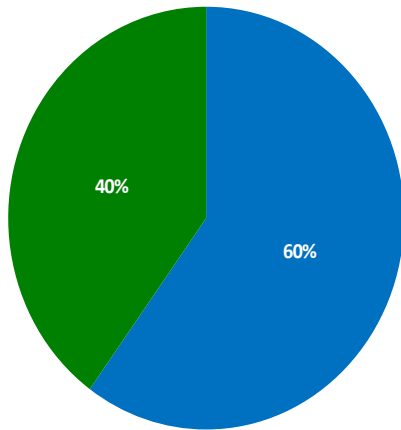
■ Excellent ■ Good ■ Neutral ■ Fair ■ Poor

Anatomy and Pathology of the Upper Limb



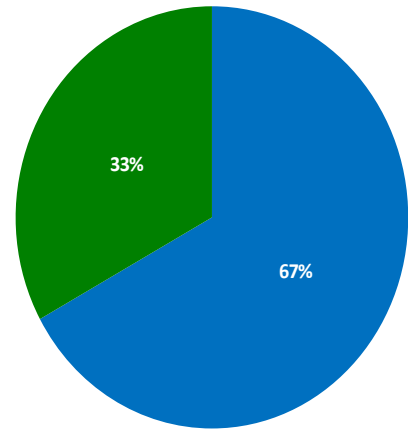
■ Excellent ■ Good ■ Neutral ■ Fair ■ Poor

Anatomy and Pathology of the Abdomen and Pelvis



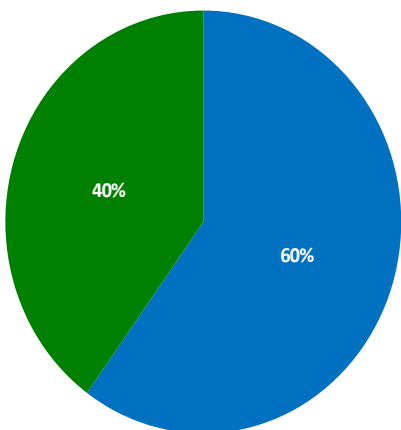
■ Excellent ■ Good ■ Neutral ■ Fair ■ Poor

Anatomy and Pathology of the Lower Limb



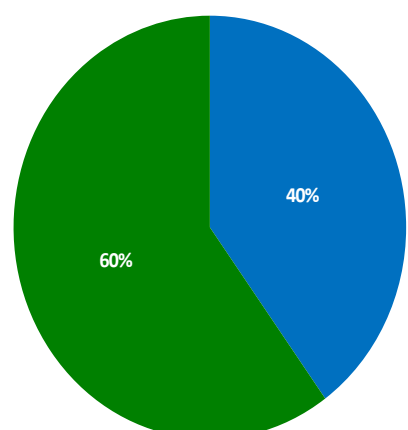
■ Excellent ■ Good ■ Neutral ■ Fair ■ Poor

Physiology of Wound Healing



■ Excellent ■ Good ■ Neutral ■ Fair ■ Poor

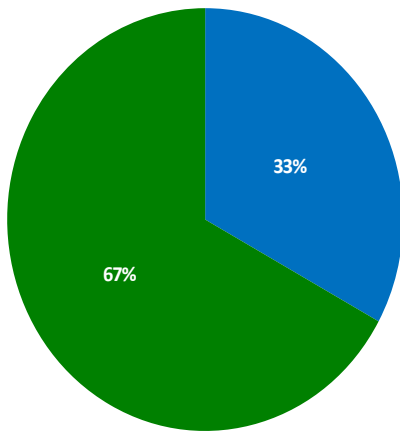
Reconstructive Surgery



■ Excellent ■ Good ■ Neutral ■ Fair ■ Poor

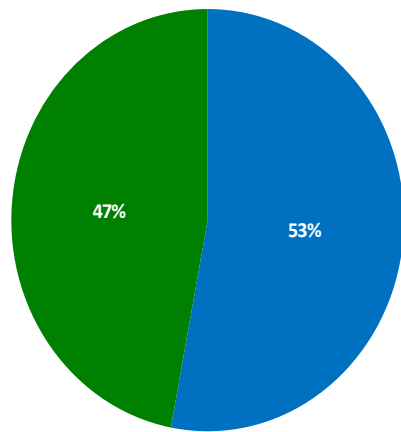
Overall Feedback

Fracture Management



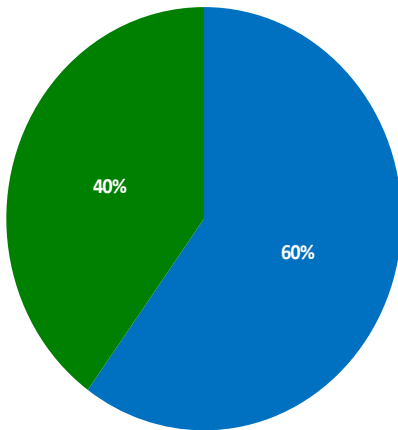
■ Excellent ■ Good ■ Neutral ■ Fair ■ Poor

Trauma Physiology



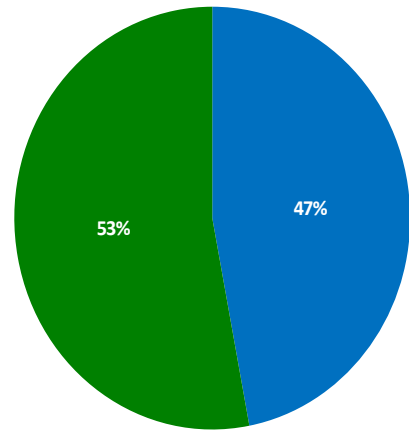
■ Excellent ■ Good ■ Neutral ■ Fair ■ Poor

Splenic Injuries



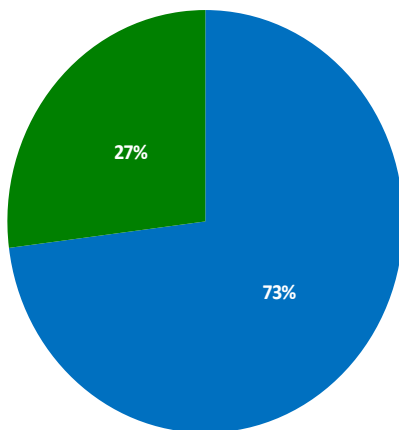
■ Excellent ■ Good ■ Neutral ■ Fair ■ Poor

Neurophysiology



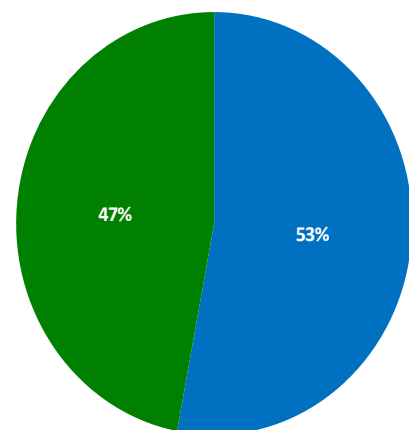
■ Excellent ■ Good ■ Neutral ■ Fair ■ Poor

Management of Burns



■ Excellent ■ Good ■ Neutral ■ Fair ■ Poor

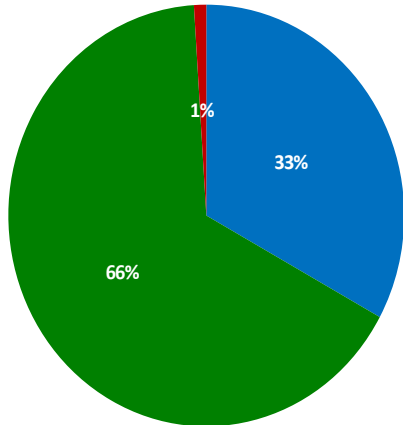
Fluid Management and Renal Physiology



■ Excellent ■ Good ■ Neutral ■ Fair ■ Poor

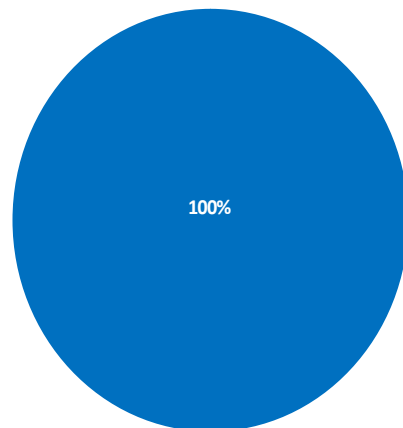
Overall Feedback

What was your impression of the venue for the course?



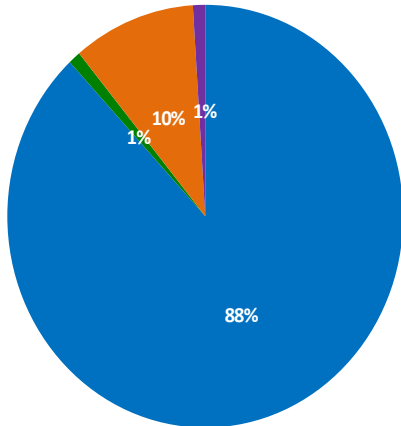
- Excellent venue; easy to reach.
- Good venue; easy to reach.
- Bad venue; easy to reach.
- Excellent venue; difficult to reach.
- Good venue; difficult to reach.

Were the directions you were sent useful and sufficient?



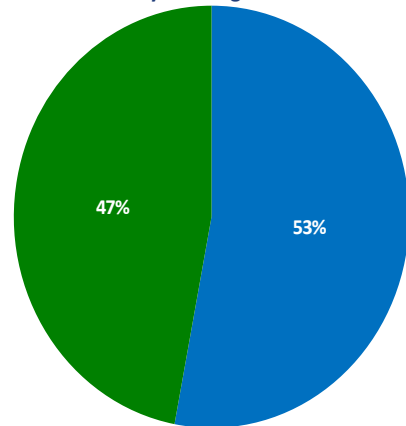
- Yes
- No

How were the refreshments and lunch?



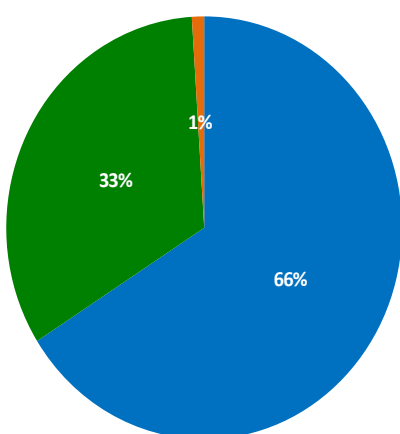
- Good and sufficient
- Average and sufficient
- Poor but sufficient
- Good but insufficient
- Average but insufficient
- Poor and insufficient

How was the general friendliness of the faculty and organisers?



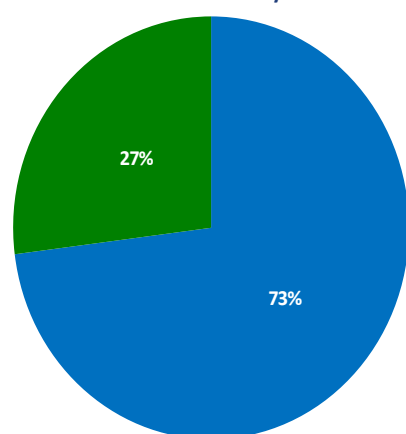
- Very friendly
- Friendly
- Neutral
- Not very friendly
- Can't comment

Would you recommend this course to a friend?



- Most certainly
- Certainly
- Probably
- Unlikely
- Not at all

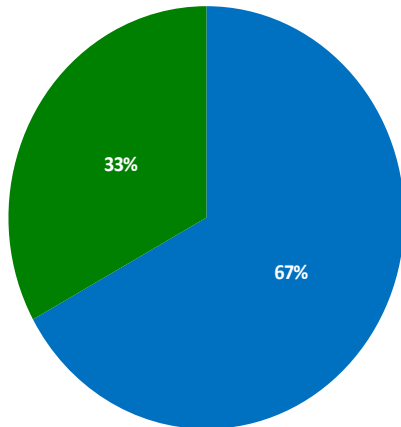
Do you think that this course provided good value for money?



- Most certainly
- Certainly
- Probably
- Unlikely
- Not at all

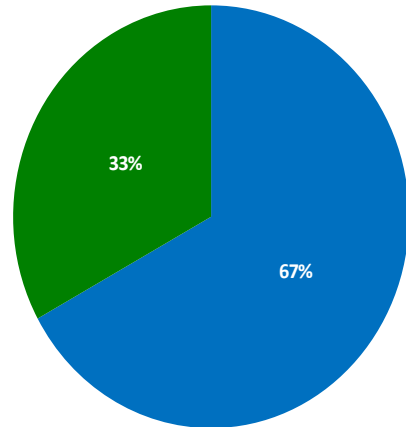
Overall Feedback

How do you rate the appropriateness (in terms of content) and delivery of the course?



■ Excellent ■ Good ■ Average ■ Not bad ■ Poor

How do you rate the appropriateness of the course in terms of aiding your revision?



■ Excellent ■ Good ■ Average ■ Not bad ■ Poor

Individual Comments

The course offered an exceptional standard of teaching. It covered a vast amount in one day. I would absolutely recommend it to anyone studying for the MRCS Part B examination.

LW

Royal Bolton Hospital, Bolton, United Kingdom

This was a very good course.

SS

Nottingham City Hospital, Nottingham, United Kingdom

This was an excellent course for rapid acquisition of knowledge and preparation for the exam.

MS

Bradford Teaching Hospitals NHS Foundation Trust, United Kingdom

This was a well-conducted course.

AA

Royal Oldham Hospital, Oldham, United Kingdom

This was an excellent course; it was well run and the teaching from Professor Enoch was fantastic.

SK

Countess of Chester Hospital NHS Foundation Trust, United Kingdom

The course was intensive but detailed and relevant to the exam. All the examiners were keen to assist and offered constructive feedback on performance which was very useful for revision.

NM

Manchester Royal Infirmary, Manchester, United Kingdom

It was really useful; I will recommend the course.

GB

Royal Preston Hospital, Preston, United Kingdom

It was relevant and to the point.

SM

Glan Clwyd Hospital, Denbighshire, United Kingdom

The course provided excellent preparation for the OSCEs.

GB

James Cook University Hospital, Middlesbrough, United Kingdom

It was very good, thank you.

KR

The Royal Liverpool University Hospital, Liverpool, United Kingdom



DOCTORS ACADEMY

BETTER EDUCATION. BETTER HEALTH.

Doctors Academy is a UK-based International Non-Profit Organisation comprising of doctors, dentists and scientists that undertakes a diverse range of educational activities globally. The aim of the Academy is to disseminate information and exchange medical knowledge between professionals from diverse backgrounds working in a variety of healthcare settings. This is achieved by the provision of a number of attendance courses, publishing house, online resources and international events / competitions.

Courses (a selection):

Undergraduate:

- Final Year Medicine and Surgical Revision Courses
- Training the Clinical Anatomy Trainer
- Clinical Anatomy as Applied to Trauma and Emergency Medicine
- Surgical Anatomy of Important Operative Procedures
- Future Surgeons: Key Skills (RCSEd delivered)
- Structured Introduction to Surgical Skills

Postgraduate:

- MRCS Part A
- MRCEM Part A
- MRCS Part B OSCE
- DOHNS: Intensive Revision & OSCE
- Intercollegiate Basic Surgical Skills (RCSEd delivered)
- MRCP PACES Part 2
- FRCS (General Surgery) Exit Exam
- Cadaveric Ultrasound-Guided Musculoskeletal Intervention Course
- Ultrasound-Assisted Botulinum Toxin Injection for Neuromuscular Disorders
- Live Advanced Laparoscopic Colorectal Course



Forthcoming key events:

- International Medical Summer School
- International Academic and Research Conference
- World University Anatomy Challenge

Publications



publications.doctorsacademy.org

World Journal of Medical Education & Research



Peer-reviewed academic journal with ISSN.

- No fee to view, read and download articles
- No subscription charges
- No submission fees
- No manuscript processing fee
- No publishing fee
- No cost to read, write or publish!

wjmer.co.uk

Online Revision Resources

DoctorExams consists of 1000s of questions with detailed explanations in MCQ, EMQ, SBA and SAQ formats. Questions are written by the Doctors Academy group of experienced clinicians and clinical academics, with mock exams and feedback on performance included to aid a candidate's focused revision of topics. Based on past exams, these questions are carefully crafted to suit the requirements of undergraduate students & postgraduate trainees undertaking relevant speciality exams.

Resources for:

- Medical Students
- Dental Students
- International Entrance Exams
- MRCS Exams
- General Surgery Exams
- Plastic Surgery Exams
- DOHNS Exams

www.doctorexams.co.uk

www.doctorsacademy.org