



The Christie **NHS**
NHS Foundation Trust



 The Christie
School of Oncology

The Royal College of Surgeons of Edinburgh Future Surgeons: Key Skills For Medical Students and Foundation Year Trainees

1st June 2014, Christie Hospital, Manchester

Feedback



The Royal College of Surgeons of Edinburgh Future Surgeons: Key Skills

For Medical Students and Foundation Year Trainees

1st June 2014, Christie Hospital, Manchester

This Consultant-led course is specifically aimed at providing junior doctors intending to pursue career in surgery a structured programme of learning basic surgical skills and techniques. It will introduce to the participant the safe basic surgical techniques that are common to all surgical practices.


Learning outcomes:

On completion of the course, participants should be able to:

- o Demonstrate safe practice when gowning and gloving
- o Handle commonly used surgical instruments in a safe and effective manner
- o Create secure 'Reef' and 'Surgeons' knots
- o Pick up and safely drive a needle through tissue with accurate bite placement
- o Perform an interrupted suture to close a wound
- o Demonstrate the steps for excising a skin lesion under local anesthesia
- o Excise a sebaceous cyst
- o Drain a superficial abscess
- o Perform the steps to debride a traumatic wound
- o Perform basic techniques used for endoscopy
- o Explain the principles of using safe diathermy.

Features and highlights:

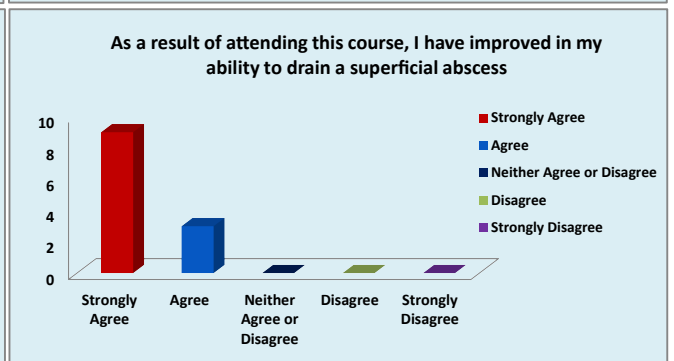
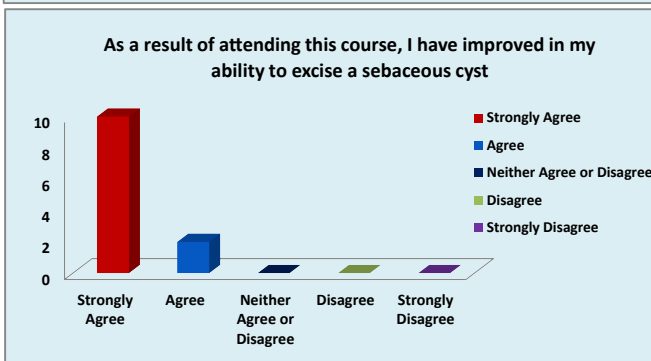
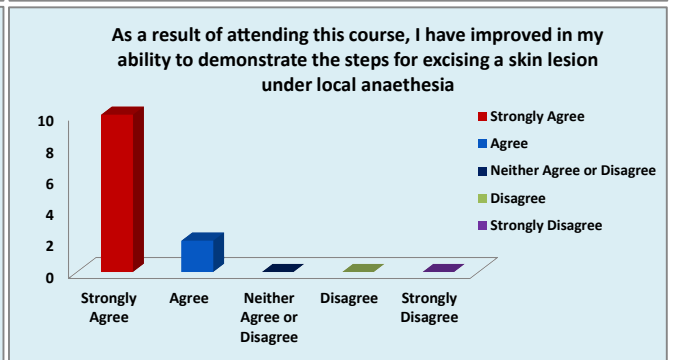




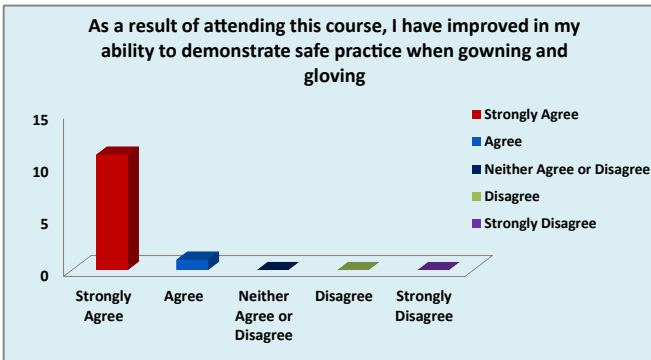
- o Tutored and supervised by Consultant Surgeons from various disciplines
- o Practical course with a high tutor-to-participant ratio
- o Delivered using a series of tutor demonstrations and hands-on sessions where participants work on animal tissue
- o An official course of The Royal College of Surgeons of Edinburgh specifically aimed at junior doctors intending to pursue a career in surgery
- o Certificate for portfolio from The Royal College of Surgeons of Edinburgh and Doctors Academy



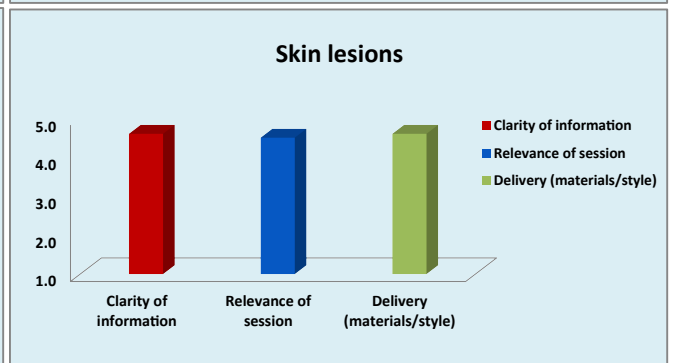

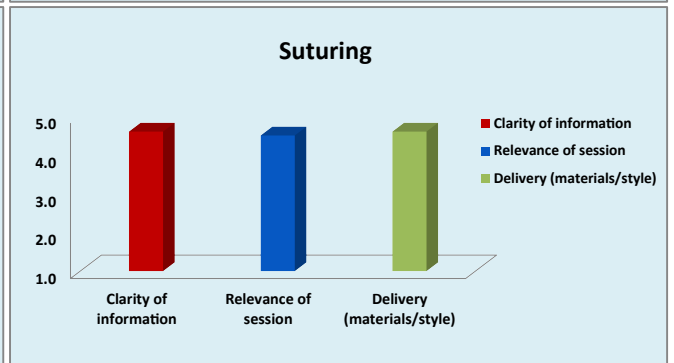
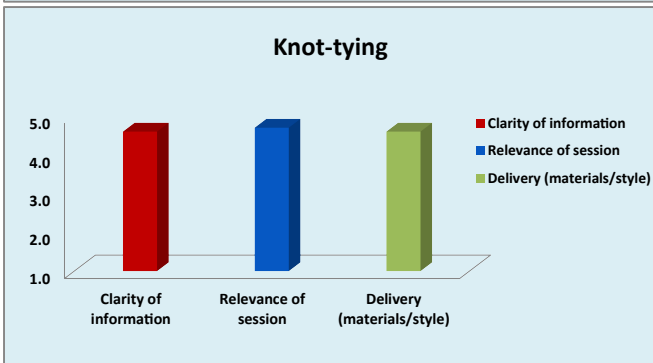
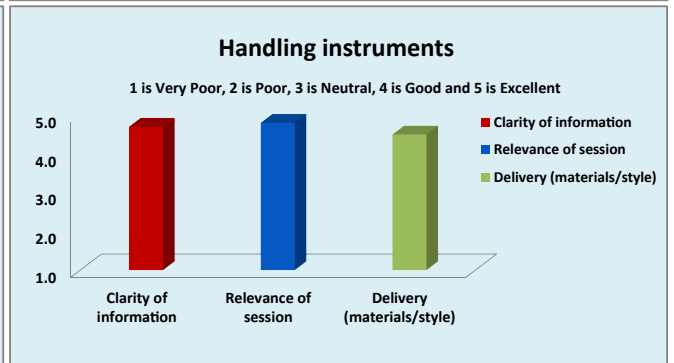
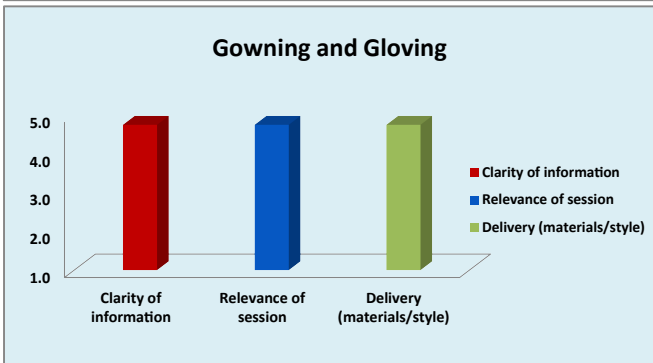
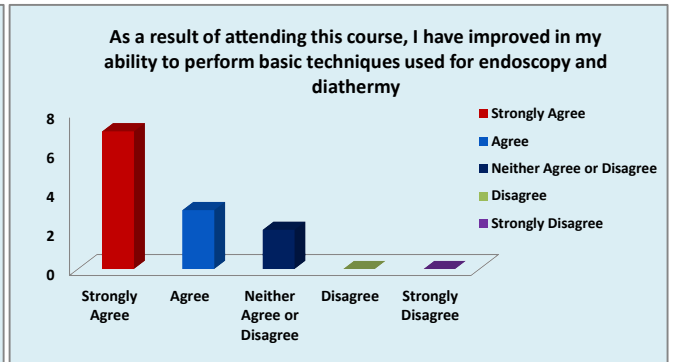
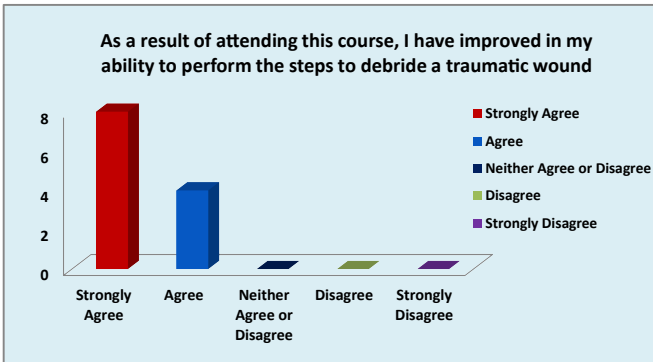
Programme

| | | | |
|--------------|---|-------------------------------|---|
| 08:30 | Registration | | |
| 08.50 | Introduction | Seminar Room | Mr C Selvasekar/ Mr K Gajanan |
| 09.00 | Gowning and Gloving | Wet lab (demo & practice) | Mr R Tandon |
| 09.40 | Handling Instruments | Wet lab (demo & practice) | Mr G Hooper |
| 10.15 | Knot-tying (1) <ul style="list-style-type: none"> • Reef knot • Instrument tie | Wet lab (demo & practice) | Mr R Tandon |
| | 11.00 – 11.15: | Refreshment Break | |
| 11.15 | Knot-tying (2) <ul style="list-style-type: none"> • Surgeon knot • Tie at depth) | Wet lab (demo & practice) | Mr R Tandon |
| 12.00 | Suturing <ul style="list-style-type: none"> • Needle Manipulation • Interrupted Sutures • Sub-cuticular absorbable sutures • Assisting • Continuous suture | Wet lab (demo & practice) | Mr Anderson/ Mr R Tandon/Mr K Gajanan |
| | 13.00 – 13.40: | Lunch Break | |
| 13.40 | LA Techniques, Skin Lesions & Wound Management <ul style="list-style-type: none"> • Skin lesions • Cyst removal • Abscess drainage & excision • Debridement | Wet lab (demo & practice) | Mr G Hooper |
| 14.40 | Diathermy | Wet lab (Lecture/Practice) | Mr G Hooper |
| 15.10 | Laparoscopy Skills <ul style="list-style-type: none"> • Hand-eye co-ordination • Polo mints exercise • Sugar cubes exercise | Wet lab (Structured practice) | Mr C Selvasekar |
| 16.10 | Question and answer session | Seminar room | ALL |
| | 16.30: | Feedback and close | |

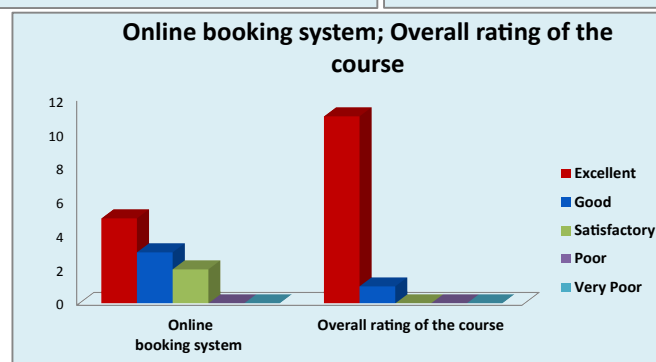
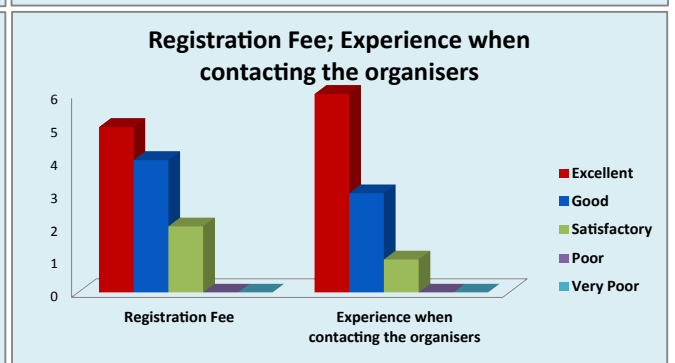
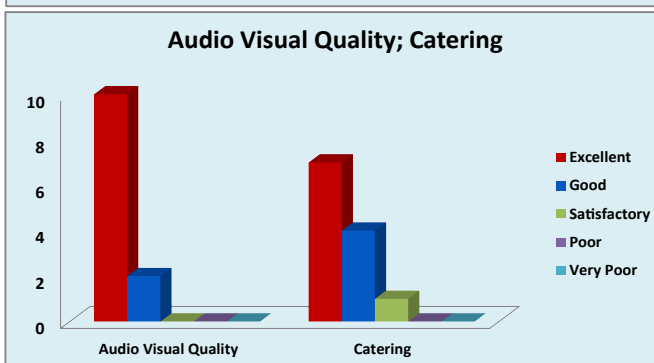
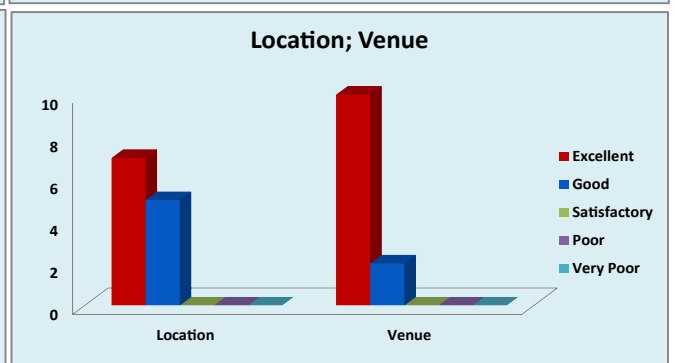
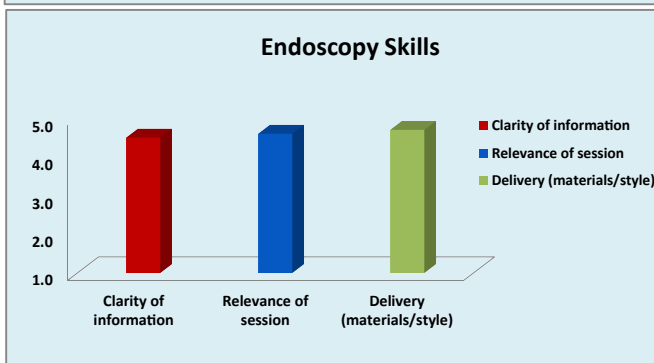
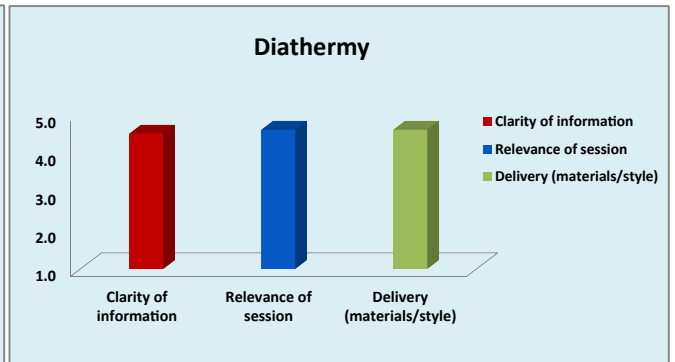
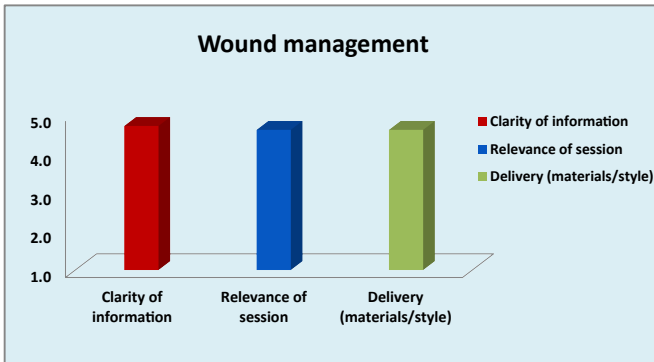
Feedback



Feedback

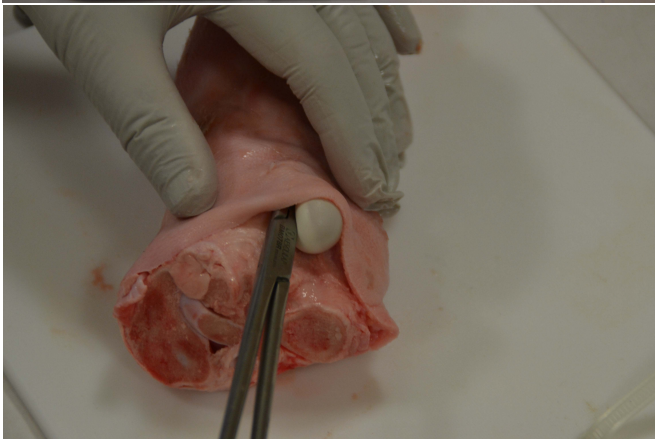
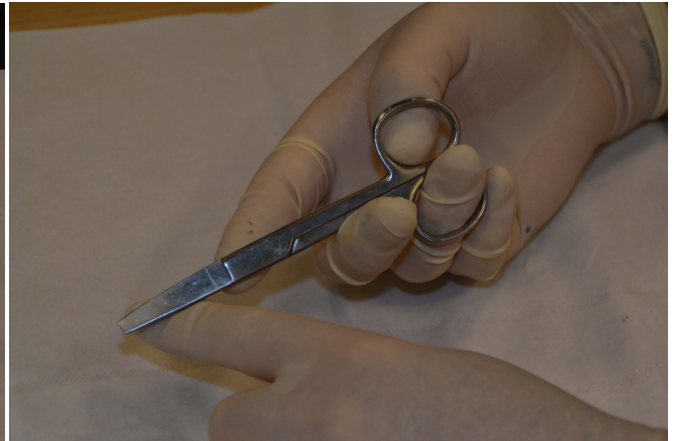



Feedback



Comments

- *Clear understanding of materials, fully explained, loved each lot of it. Loved to come here. Looking forward to other courses.*
- *Excellent enjoyable day. Great experience being able to practice and get comfortable with the equipment and surgical instruments.*
- *Practical skills, staff involvements, opportunities for future.*
- *Excellent course for students who are interested in learning more about the surgical science.*
- *Excellent course, very friendly faculty, many thanks.*
- *Very much liked the staff, structure and practical aspects.*
- *Fantastic faculty, very approachable friendly making course very enjoyable. Great value for money.*
- *Really very good course, great for earning and consolidating knowledge and practical skills. Excellent faculty.*
- *An excellent all round introduction to surgery. Very helpful as a medical student.*







THE ROYAL COLLEGE
OF SURGEONS OF
EDINBURGH

The Christie **NHS**
NHS Foundation Trust



 The Christie
School of Oncology



Feedback

The Royal College of Surgeons of Edinburgh

Future Surgeons: Key Skills

For Medical Students and Foundation Year Trainees

1st June 2014, Christie Hospital, Manchester