



**Manchester Clinical & Procedural Skills
for MRCS OSCE Course**

Feedback - March 2016

Manchester Clinical & Procedural Skills for MRCS OSCE Course

This intensive, one-day revision course covered the clinical and procedural skills components of the MRCS Part B exam.

In the Intercollegiate MRCS OSCE Examination, the 'Clinical and Procedural Skills' component makes up approximately 15-20% of the total mark. This element of the exam tests the candidate's capability to apply basic science and clinical knowledge in a practical context. In addition, it examines the candidate's ability to perform practical tasks which are related to surgery and which require: manual dexterity; hand-eye coordination; and visual and spatial awareness. It also tests aspects including capacity, consent, theatre safety, the WHO checklist and general principles of safe surgery.

This intensive, practical skills course took candidates through every procedure that has been examined in recent years. The candidates were given the opportunity to practice in realistic exam conditions and were provided with structured feedback to further their development. Moreover, following the event the candidates were presented with their scores and were able to discuss specific practical aspects with both examiners and recent successful candidates.



Course Information

Course date:	31st March 2016
Venue:	Christie Hospital, Manchester
Attendance:	13 Delegates
Aimed at:	Delegates looking to take their membership to the Royal College of Surgeons Part B exam.
Course fee:	£185.00



Surgical trainees can apply to be sponsored by ASiT to receive a bursary to attend this course.

Highlights:

- Practical course with a high tutor-to-participant ratio.
- Hands-on sessions with scenarios simulating the real exam, as well as individual feedback and scores.

Topics included:

- Surgical scrubbing.
- Safe use of local anaesthesia.
- Suturing techniques.
- Knot tying at depth.
- Surgical excision of a cutaneous lesion.
- Urinary catheterisation.
- Consent and capacity.
- Cannulation and venepuncture of high-risk patients.
- Epidural technique.
- Lumbar puncture.
- Organising a theatre list.
- Appropriate radiology requesting.
- Discharge letter.
- Transfer documentation.
- Performing an FNA.
- Insertion of a chest drain.

Course Programme

0830 - 0900	Registration
0900 - 0910	Exam Structure and Preparation Lecture
0915 - 1055	Rotation 1 <ol style="list-style-type: none">1. Cannulation of a High Risk Patient2. Male Catheterisation3. Simple Suturing4. Arterial Blood Gas and Local Anaesthetics5. Excision of Lesion and Diathermy

1055 - 1115 **Break**

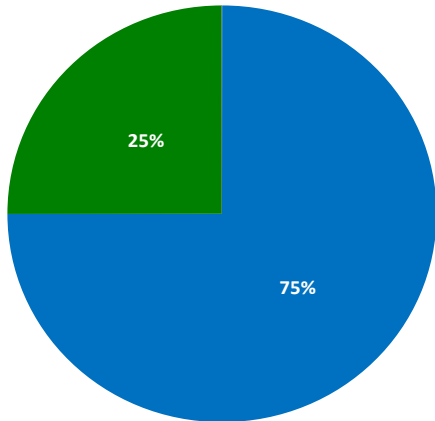
1115 - 1310	Rotation 2 <ol style="list-style-type: none">1. Lumbar Puncture2. Chest Drain3. Debridement of a Wound4. Knot Tying/ Advanced Suturing5. Fine Needle Aspiration Cytology
--------------------	---

1310 - 1345 **Lunch**

1345	Mock Exams, Lectures and Scrubbing
1345	Groups A&B: Mock Exam; Group C&D: Lectures and Scrubbing
1530	Groups C&D: Lectures and Scrubbing ; Group A&B: Mock Exam
1730	Feedback Session and Closure

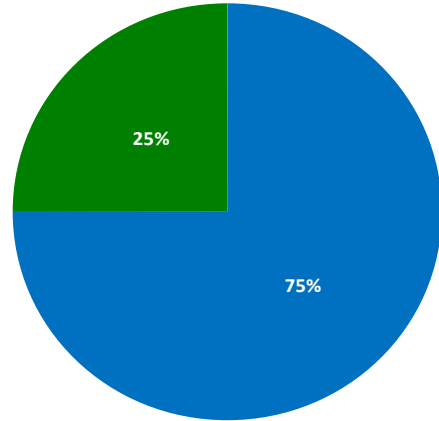
Overall Teaching Feedback

How was the clarity of the demonstrations?



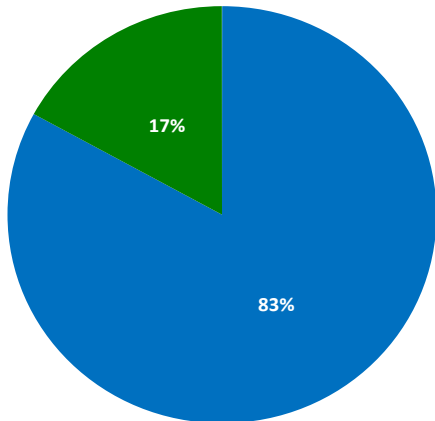
■ Excellent ■ Very good ■ Neutral ■ Fair ■ Poor

How would you rate the general academic standard of the demonstrators?



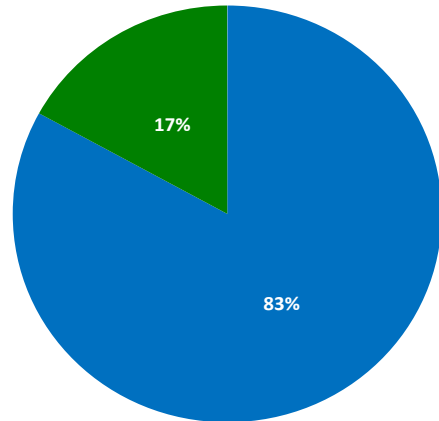
■ Excellent ■ Very good ■ Neutral ■ Fair ■ Poor

How do you rate the relevance of the course to your exam?



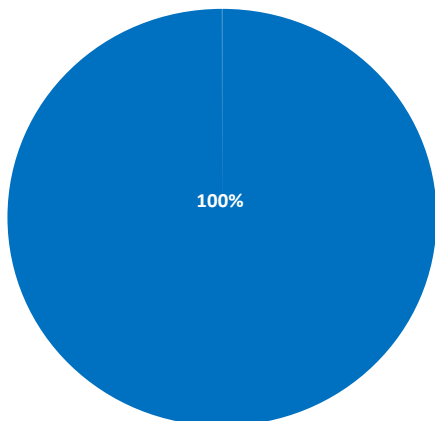
■ Excellent ■ Very good ■ Neutral ■ Fair ■ Poor

Did you get sufficient chance to practice the stations?



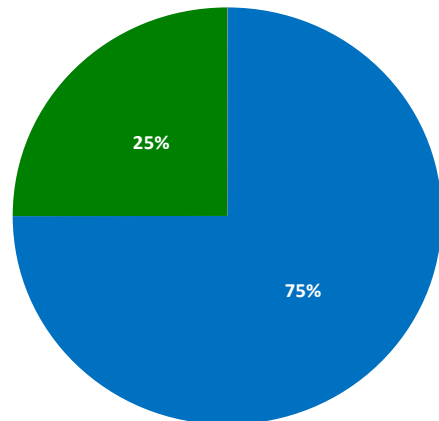
■ Yes, always ■ Yes, mostly ■ Neutral ■ Not much ■ Not at all

How useful was the mock OSCE?



■ Very useful ■ Useful ■ Neutral ■ Limited Use ■ Useless

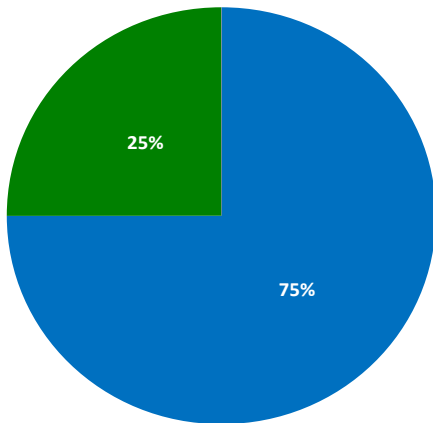
Knot Tying



■ Excellent ■ Very good ■ Neutral ■ Fair ■ Poor

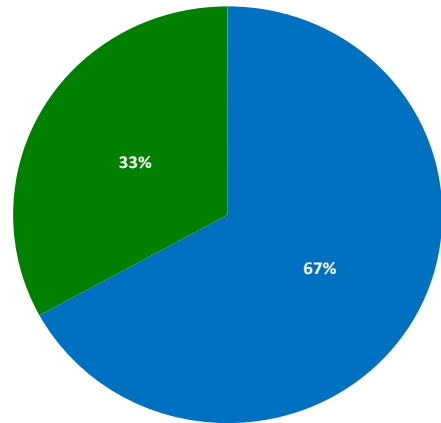
Overall Teaching Feedback

Suturing



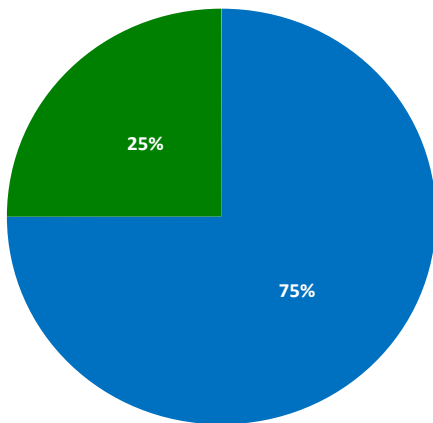
■ Excellent ■ Very good ■ Neutral ■ Fair ■ Poor

Male Urinary Catheterisation



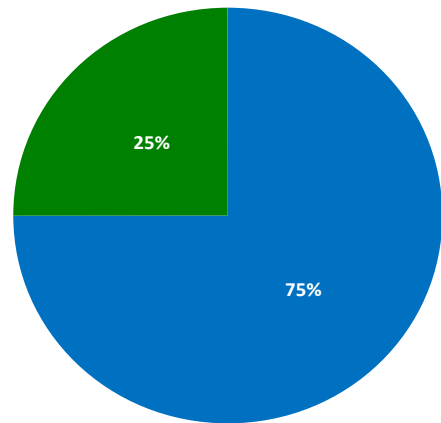
■ Excellent ■ Very good ■ Neutral ■ Fair ■ Poor

Surgical Excision of a Naevus



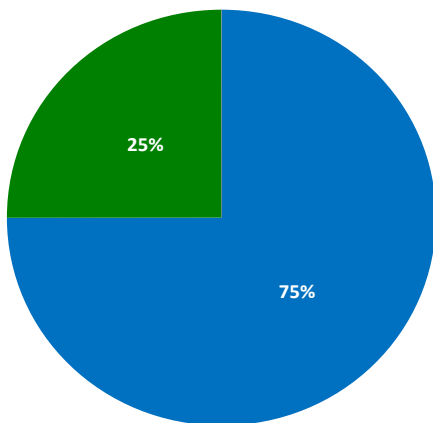
■ Excellent ■ Very good ■ Neutral ■ Fair ■ Poor

Venepuncture/Cannulation



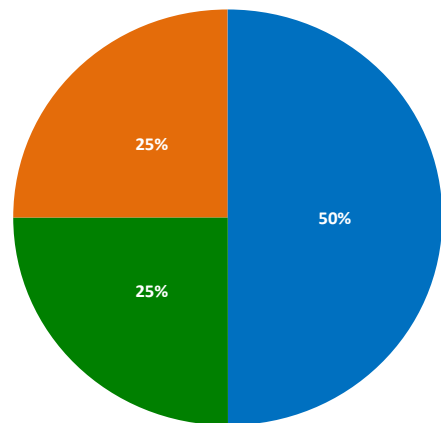
■ Excellent ■ Good ■ Neutral ■ Fair ■ Poor

Fine Needle Aspiration Cytology



■ Excellent ■ Very good ■ Neutral ■ Fair ■ Poor

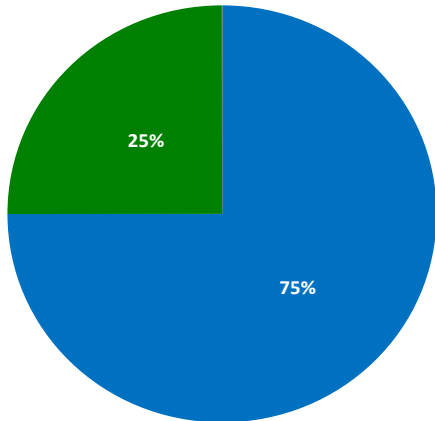
Lumbar Puncture



■ Excellent ■ Good ■ Neutral ■ Fair ■ Poor

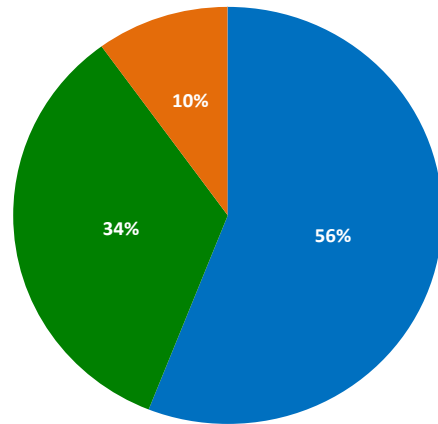
Overall Teaching Feedback

Arterial Blood Sampling & ABG Interpretation



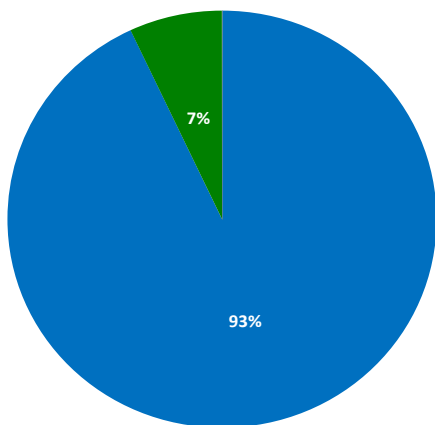
■ Excellent ■ Good ■ Neutral ■ Fair ■ Poor

Debridement of Wound



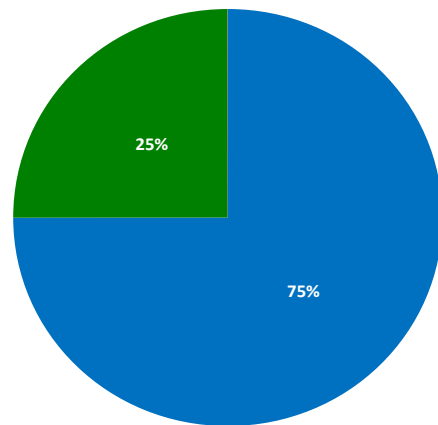
■ Excellent ■ Good ■ Neutral ■ Fair ■ Poor

Insertion of Chest Drain



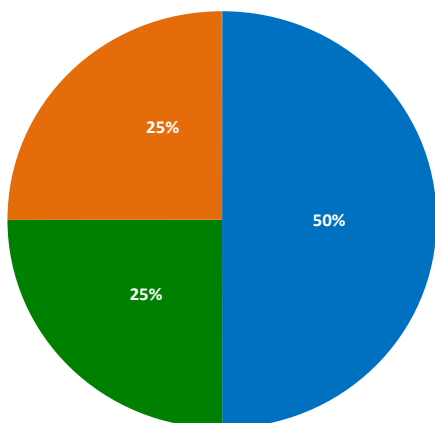
■ Excellent ■ Very good ■ Neutral ■ Fair ■ Poor

Scrubbing



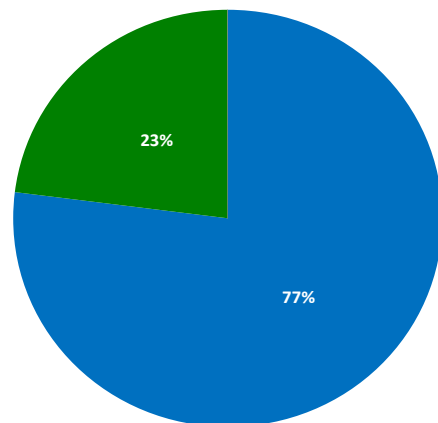
■ Excellent ■ Very good ■ Neutral ■ Fair ■ Poor

Gowning and Gloving



■ Excellent ■ Very good ■ Neutral ■ Fair ■ Poor

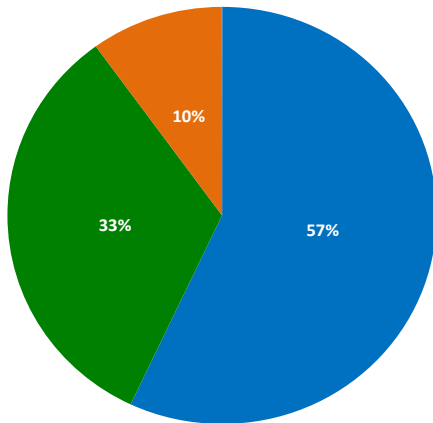
Diathermy



■ Excellent ■ Very good ■ Neutral ■ Fair ■ Poor

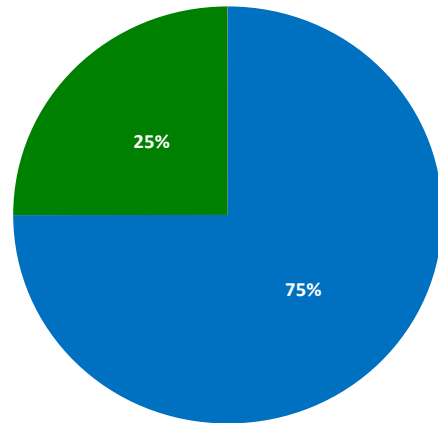
Overall Teaching Feedback

Wound Healing and Reconstruction



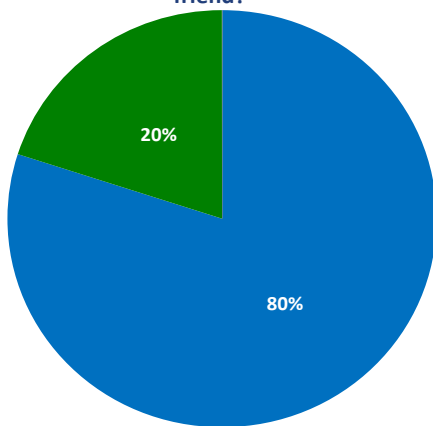
■ Excellent ■ Very good ■ Neutral ■ Fair ■ Poor

Local Anaesthesia



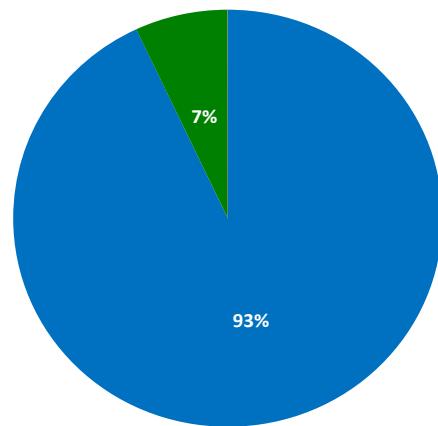
■ Excellent ■ Very good ■ Neutral ■ Fair ■ Poor

Would you recommend this course to a friend?



■ Most certainly ■ Certainly ■ Neutral ■ Probably ■ Not at all

Do you think that this course provided good value for money?



■ Most certainly ■ Certainly ■ Neutral ■ Probably ■ Not at all

Individual Comments

Well organised.

AJ
University College London, UK

Good organisation and helpful tutors who knew the tricks of the exam.

HM
Cairo University Hospital, Egypt

Very good as it gave you an overview of how to approach this component of MRCS.

RM
Keynes General Hospital, Milton Keynes, UK

Excellent.

BA
Mayo Hospital, Lahore, Pakistan



**Manchester Clinical & Procedural Skills
for MRCS OSCE Course**

Feedback - March 2016