



**Training The Clinical
Anatomy Trainer - Level 1**

Feedback - November 2014

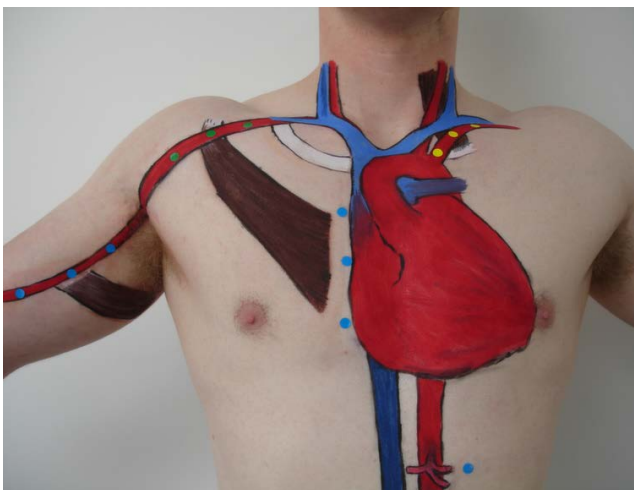
Training The Clinical Anatomy Trainer - Level 1

Taught by surgeons, this 'Clinical Anatomy Trainer Level 1' course is intended to provide delegates with a sound understanding of applied clinical anatomy pertinent to senior medical students and foundation doctors. The course is predominantly delivered through surface anatomy demonstration as applied to trauma, assessment of nerve injuries, surgical incisions, & the anatomy encountered during common operative procedures. As of today the Academy has run nine Training the Clinical Anatomy Trainer - Level 1 courses, of which the feedback from those held between the dates of October 2013-14 have been detailed for review in this summary document.

The course uses imaginative artwork to identify important surface anatomy landmarks pertinent to surgical procedures and trauma, complemented by traditional teaching and interactive focus-group workshops that cover the fundamental principles of local and regional anaesthetics, essential concepts in wound healing, and an overview of sutures & suture materials. Successful completion of the course requires the delegate to obtain 70% marks in the above areas, which is formally assessed in the form of spotters and viva-voce. It is intended that on completion of this course a delegate will have sufficient knowledge & understanding to teach their juniors in a formal manner, as successful candidates are provided with a teaching certificate to validate this.

Course Information

Course date:	23rd November 2014
Venue:	Milton Lecture Theater Garrod Building, Whitechapel
Attendance:	30 Delegates
Aimed at:	Medical Students FY1 FY2
Course fee:	£30 Student £55 Doctor



Course Programme

0815 - 0830	Registration
0830 - 0845	Introduction to the course and format
0845 - 0910	Pre-Course Assessment
0910 - 0920	Discussion and Answers to Pre-Course Assessment
0920 - 0950	Brachial plexus and arm
0950 - 1010	Shoulder, scapula and rotator cuff
1010 - 1040	Cubital fossa, forearm, flexor retinaculum and hand
1040 - 1100	Break for refreshments
1100 - 1120	Scalp and face
1120 - 1145	Neck
1145 - 1155	Thoracic wall
1155 - 1210	Mediastinum, Heart and Lungs
1210 - 1230	Vascular anatomy of thorax, head and neck and thorax
1230 - 1245	Diaphragm, back and Spinal Cord

Course Programme

1245 - 1320

Lunch

1320 - 1340

Wound healing and sutures

1340 - 1350

Local anaesthetics

1350 - 1415

Transpyloric plane, anterior abdominal wall and inguinal region

1415 - 1440

Abdominal and pelvic anatomy

1440 - 1450

Lumbar and lumbosacral plexus

1450 - 1510

Femoral triangle, thigh, popliteal fossa

1510 - 1540

Lower leg, ankle and foot

1540 - 1610

Theory Evaluation

1610 - 1810

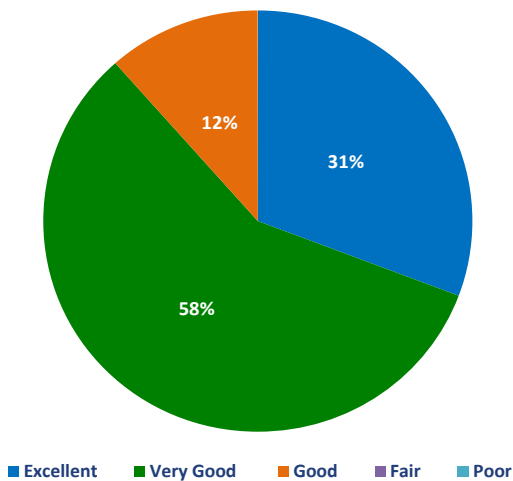
Individual viva [along with refreshments and feedback]

1810

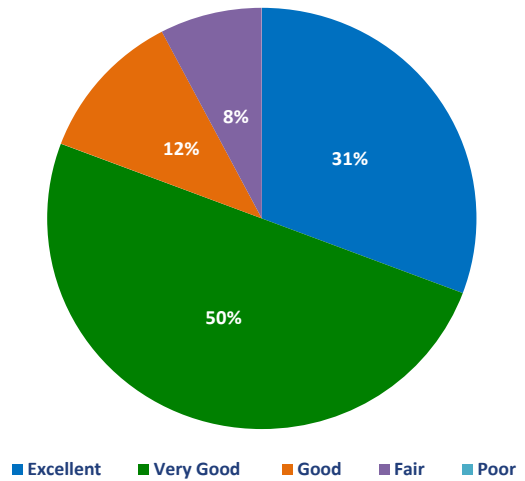
End of Course [candidates who have their viva early will finish the course ahead of their colleagues]

Overall Course Feedback

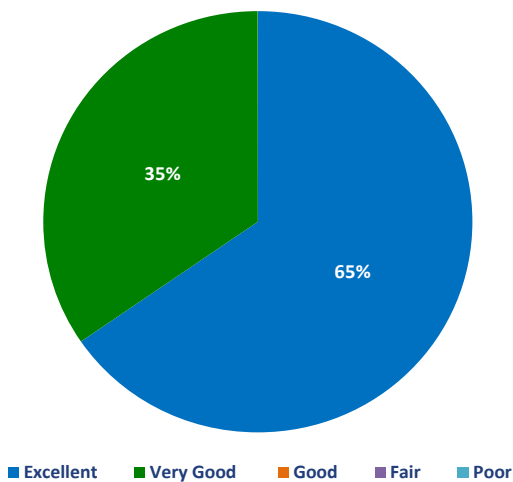
How was the overall content of the course?



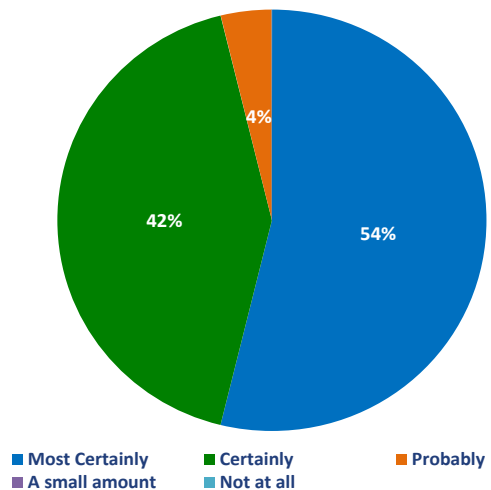
How was the clarity of demonstrations and presentations?



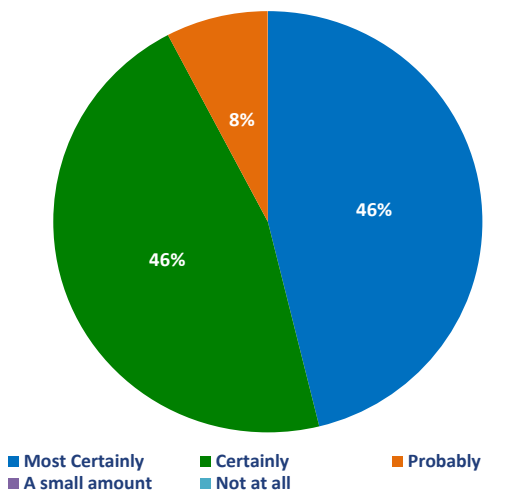
How would you rate the academic standard and knowledge of the lecturer?



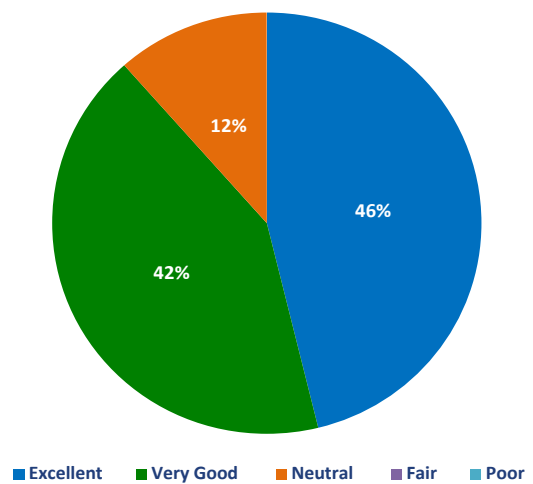
Do you feel that you enhanced your anatomy knowledge by attending the day?



Did the course provide you with an overview of anatomy pertinent to your study/work?

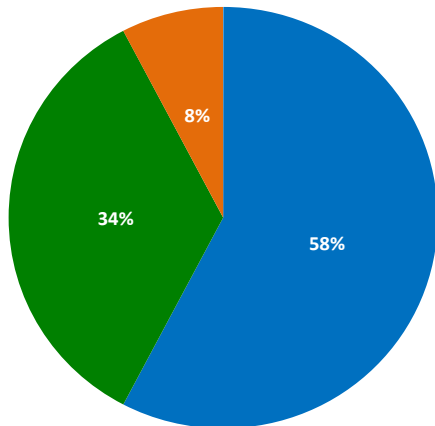


Head and Face



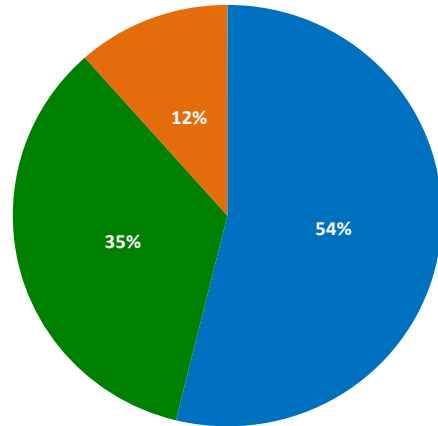
Overall Course Feedback

Neck



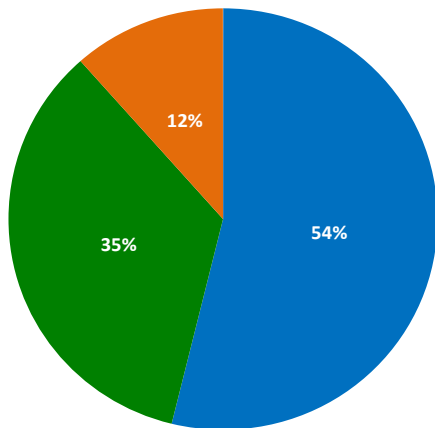
■ Excellent ■ Very Good ■ Neutral ■ Fair ■ Poor

Brachial Plexus and Scapula



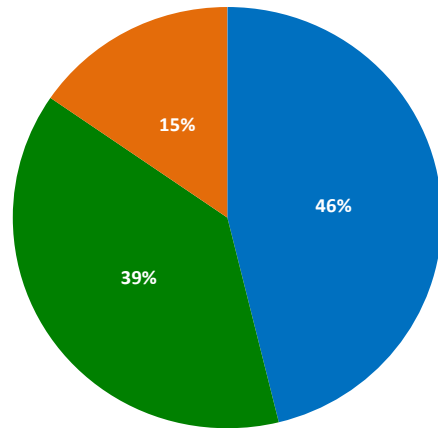
■ Excellent ■ Very Good ■ Neutral ■ Fair ■ Poor

Arm and Forearm



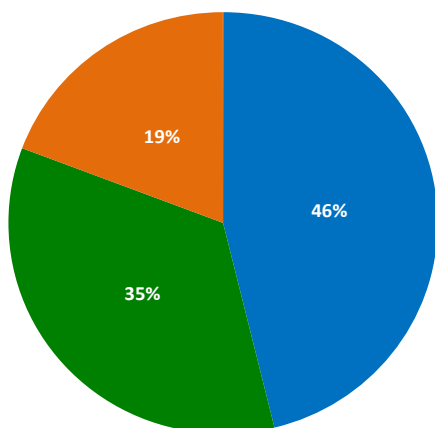
■ Excellent ■ Very Good ■ Neutral ■ Fair ■ Poor

Hand



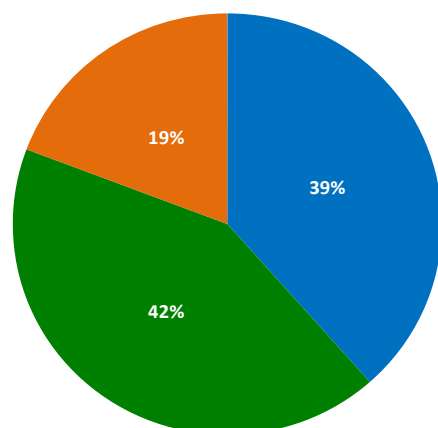
■ Excellent ■ Very Good ■ Neutral ■ Fair ■ Poor

Thorax



■ Excellent ■ Very Good ■ Neutral ■ Fair ■ Poor

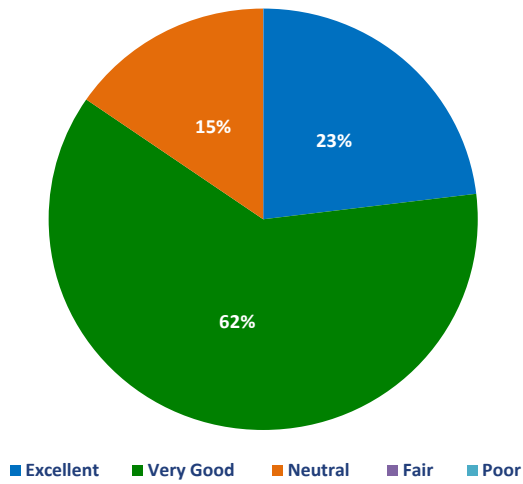
Abdominal Wall



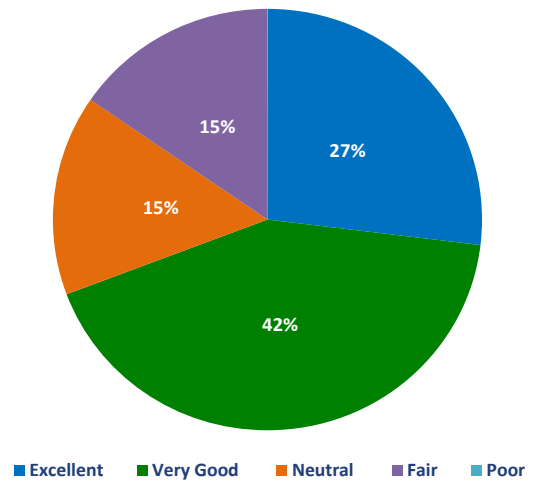
■ Excellent ■ Very Good ■ Neutral ■ Fair ■ Poor

Overall Course Feedback

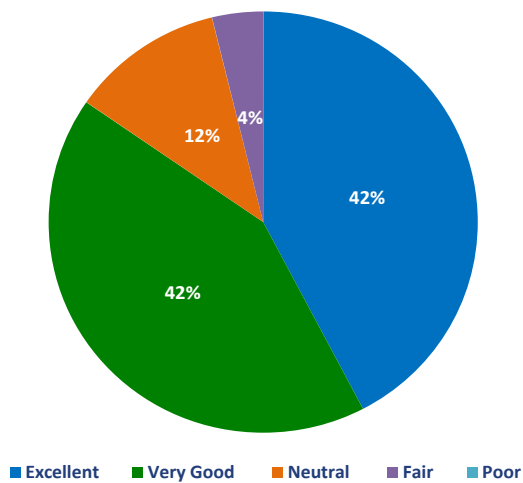
Abdominal Contents and Blood Supply



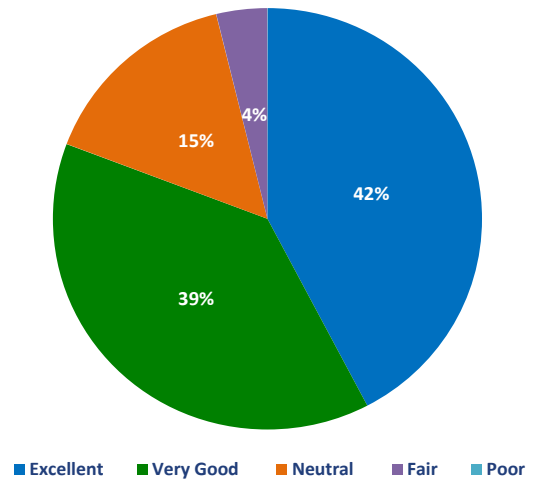
Lumbar Plexus



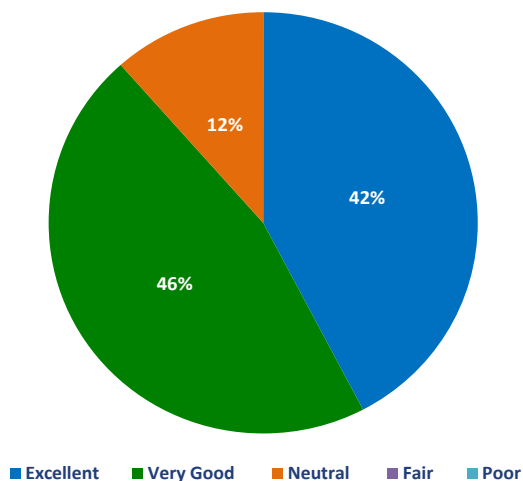
Femoral Region and Thigh



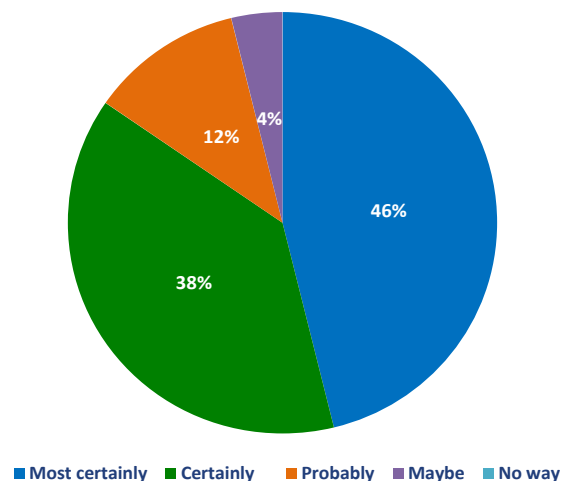
Lower Leg and Foot



Wound Healing and Local Anaesthesia

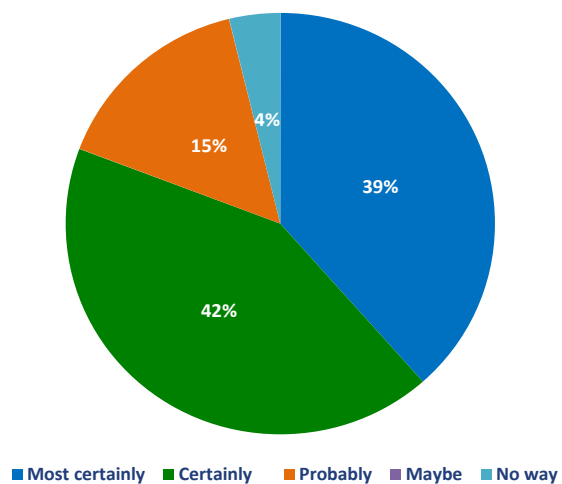


Would you recommend this course to a friend?



Overall Course Feedback

Do you think that this course provided good value for money?



Individual Comments

Vey good overall teaching with in depth study.

RG

Teaching was really good.

MT

The teaching throughout the day was of the highest standard with a very knowledgable teacher. It was great to see so much interaction. Although a very intense day of teaching it was extremely useful and very applicable when out on the wards. Overall this is a highly recommended course to do.

MP

Very well taught, amazing enthusiasm by the teacher, but was very intense. Thoroughly enhanced anatomical knowledge and is very relevant to clinical application as well as building upon the foundation of knowledge.

FN

Impressive tutor.

HX

Teaching was very relevant and helpful for my MBBS studies.

KP

The professor and lectures were brilliant.

OM

Great revision.

GS

Well organised. A lot of information in one day.

RP

Great course, well run and very effective.

DP

Really good.

LA

Individual Comments

Good teaching throughout.

SL

Very thorough overview of anatomy. Would be helpful to have the slides up as we went along.

RI

Great day, well organised and structured. Useful notes to look back on in the future.

AT

Excellent course.

FD

Excellent revision tool for medical students/junior doctors.

MK

A lot of information crammed into one day maybe even too much, but very relevant and useful.

SA

I really enjoyed attending the course. Details were pitched at the right level for me (third year med student).

DH

Great course, the instructor was excellent and the format was good. Enjoyed the day, well worth doing.

NN

Very thorough programme.

PS

Good.

JG

Excellent teaching.

CO



DOCTORS ACADEMY

BETTER EDUCATION. BETTER HEALTH.

Doctors Academy is an UK-based International Non-Profit Organisation comprising of doctors, dentists and scientists that undertakes a diverse range of educational activities globally. The aim of the Academy is to disseminate information and exchange medical knowledge between professionals from diverse backgrounds working in a variety of healthcare settings. This is achieved by the provision of a number of attendance courses, publishing house, online resources and international events/ competitions.

Courses (a selection):

Undergraduate:

- Final Year Medicine and Surgical Revision Courses
- Training the Clinical Anatomy Trainer
- Clinical Anatomy as Applied to Trauma and Emergency Medicine
- Surgical Anatomy of Important Operative Procedures
- Future Surgeons: Key Skills (RCSEd delivered)
- Structured Introduction to Surgical Skills

Postgraduate:

- MRCS Part A
- MRCEM Part A
- MRCS Part B OSCE
- DOHNS: Intensive Revision & OSCE
- Intercollegiate Basic Surgical Skills (RCSEd delivered)
- MRCP PACES Part 2
- FRCS (General Surgery) Exit Exam
- Cadaveric Ultrasound-Guided Musculoskeletal Intervention Course
- Ultrasound-Assisted Botulinum Toxin Injection for Neuromuscular Disorders
- Live Advanced Laparoscopic Colorectal Course



Forthcoming key events:

- **International Medical Summer School**
Manchester, 1st - 5th August 2016
- **International Academic and Research Conference**
Manchester, 6th August 2016
- **World University Anatomy Challenge**
Manchester, 5th August 2016

Publications



publications.doctorsacademy.org

World Journal of Medical Education & Research



Peer-reviewed academic journal
with ISSN.

- No fee to view, read and download articles
- No subscription charges
- No submission fees
- No manuscript processing fee
- No publishing fee
- No cost to read, write or publish!

wjmer.co.uk

Online Revision Resources

DoctorExams consists of 1000s of questions with detailed explanations in MCQ, EMQ, SBA and SAQ formats. Questions are written by the Doctors Academy group of experienced clinicians and clinical academics, with mock exams and feedback on performance included to aid a candidate's focused revision of topics. Based on past exams, these questions are carefully crafted to suit the requirements of undergraduate students & postgraduate trainees undertaking relevant speciality exams.

Resources for:

- Medical Students
- Dental Students
- International Entrance Exams
- MRCS Exams
- General Surgery Exams
- Plastic Surgery Exams
- DOHNS Exams

www.doctorexams.co.uk

www.doctorsacademy.org