


DOCTORS ACADEMY



BETTER EDUCATION. BETTER HEALTH.



Cardiff MRCS Course: Intensive Preparatory Course for MRCS OSCE

Feedback - April 2021

Cardiff MRCS Course: Intensive Preparatory Course for MRCS OSCE

This two-day intensive preparatory course was specifically designed for candidates appearing for the MRCS exam in October 2021. The course primarily focused on practice of hands-on practical skills, clinical examination skills, and communication skills. In addition, there was a summary revision (question and answer format) of the core knowledge areas tested in the exam, although there was no teaching on these topics.

This attendance course was delivered to a small group of delegates and complied with the Health Authority and Government guidelines for social distancing and other appropriate measures.

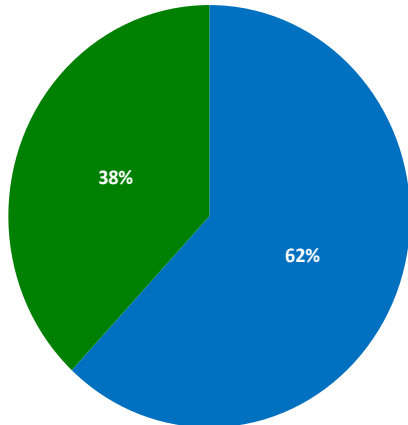
Course Information

Venue:	College of Physicians and Surgeons of Cardiff, Frazer Building, 126 Bute Street, Cardiff Bay, Cardiff
Dates:	24th and 25th April 2021
Attendance:	35 Delegates
Aimed at:	Candidates Preparing for the MRCS OSCE Examination
Course Fee:	£465.00



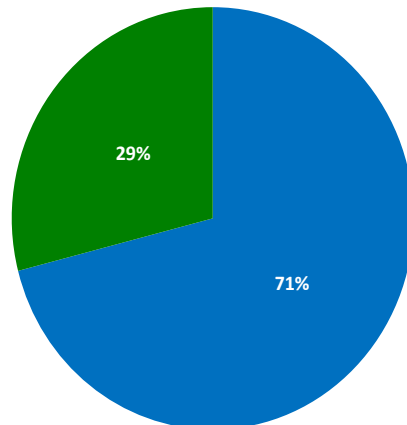
Overall Feedback

How was the clarity of the lectures?



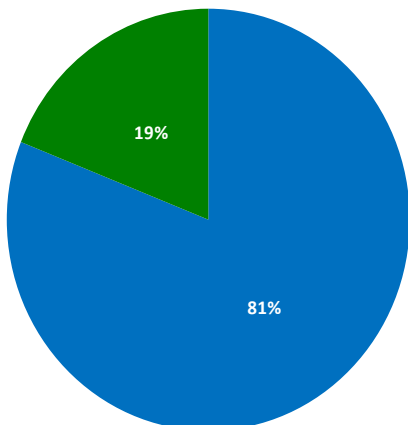
■ Excellent ■ Good ■ Neutral ■ Fair ■ Poor

How would you rate the general academic standard of the tutors?



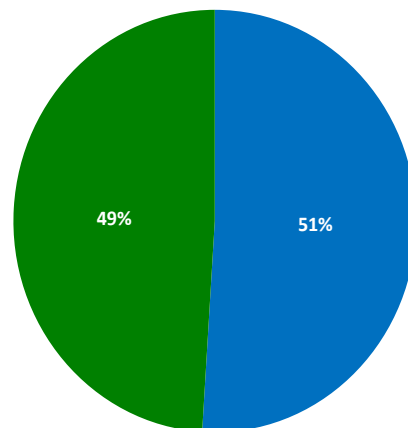
■ Excellent ■ Good ■ Neutral ■ Fair ■ Poor

How do you rate the relevance of the course to your studies?



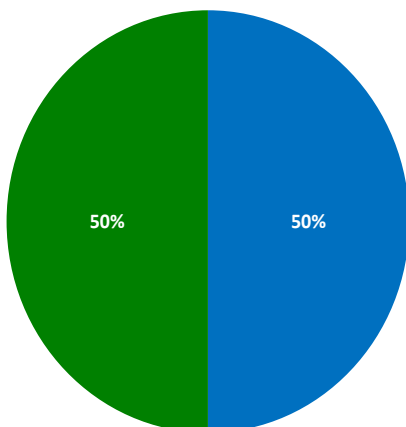
■ Excellent ■ Good ■ Neutral ■ Fair ■ Poor

Catheterisation and Pelvic Trauma



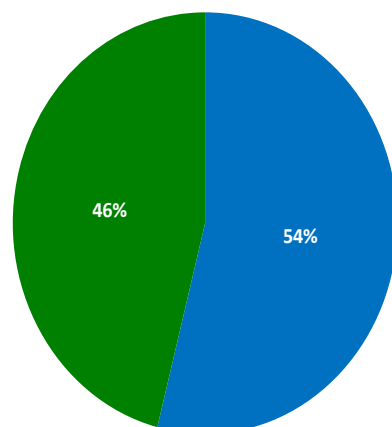
■ Excellent ■ Very Good ■ Good ■ Poor ■ Very poor

Cannulation and ABG



■ Excellent ■ Very Good ■ Good ■ Poor ■ Very poor

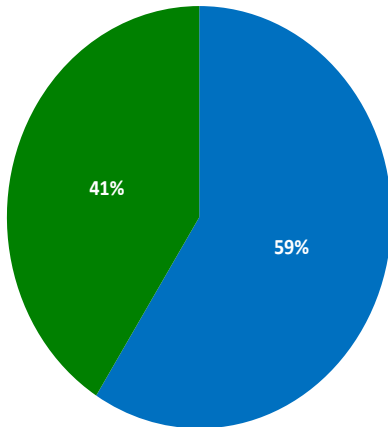
Wound Debridement



■ Excellent ■ Very Good ■ Good ■ Poor ■ Very poor

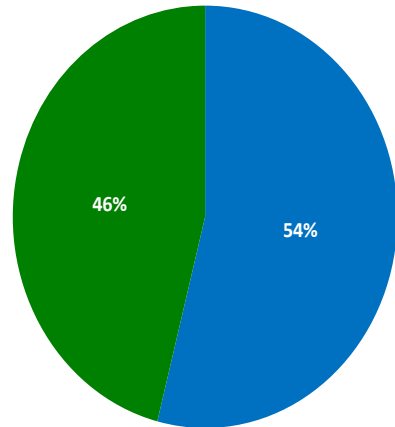
Overall Feedback

FNAC



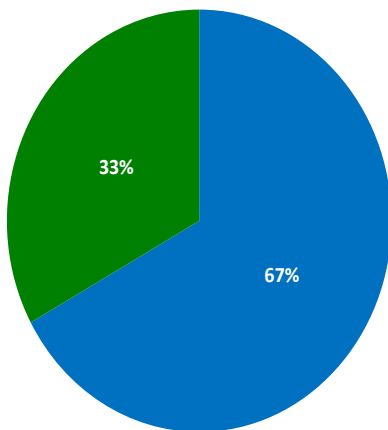
■ Excellent ■ Very Good ■ Good ■ Poor ■ Very poor

Discussion on Chest Drain



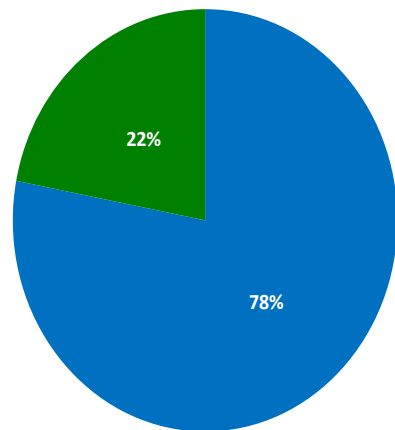
■ Excellent ■ Very Good ■ Good ■ Poor ■ Very poor

Discussion on Lumbar Puncture



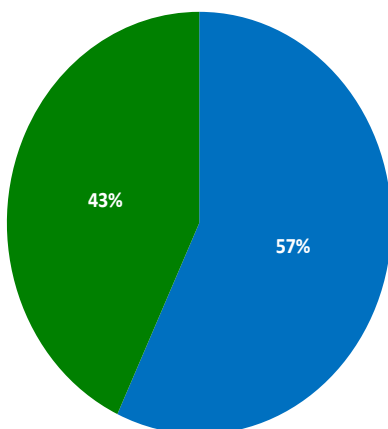
■ Excellent ■ Very Good ■ Good ■ Poor ■ Very poor

Knot Tying



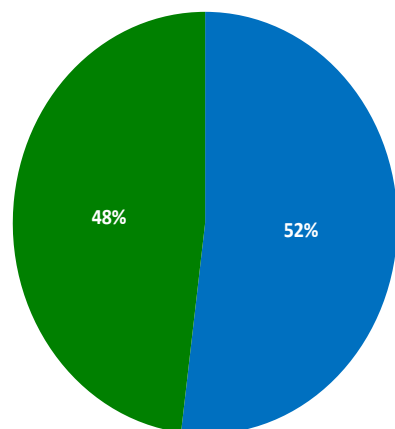
■ Excellent ■ Very Good ■ Good ■ Poor ■ Very poor

Excision of Lesion and Suturing



■ Excellent ■ Very Good ■ Good ■ Poor ■ Very poor

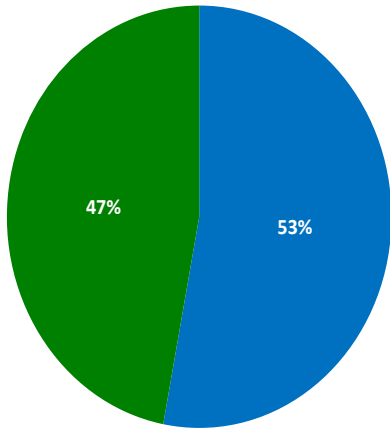
Sutures and Suture Materials



■ Excellent ■ Very Good ■ Good ■ Poor ■ Very poor

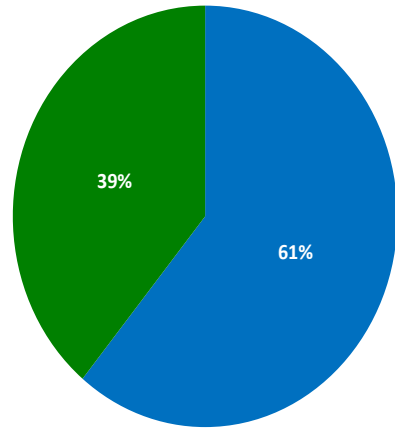
Overall Feedback

Local Anaesthetics and Wound Healing



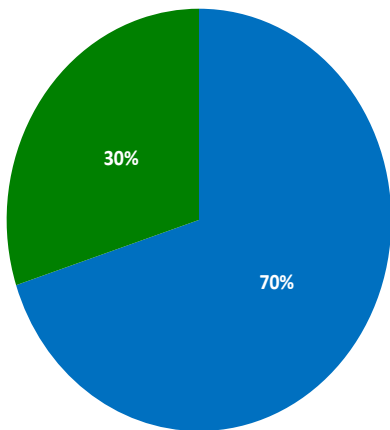
■ Excellent ■ Very Good ■ Good ■ Poor ■ Very poor

Critical Care Stations (Small Group Teaching)



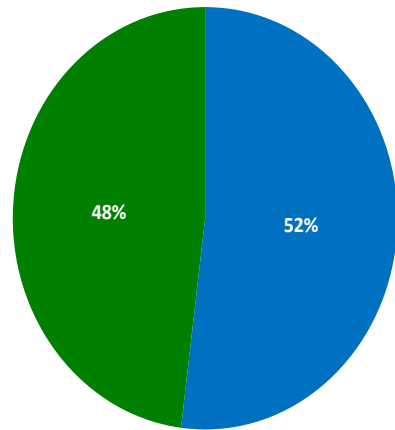
■ Excellent ■ Very Good ■ Good ■ Poor ■ Very poor

General Anatomy Stations (Small Group Teaching)



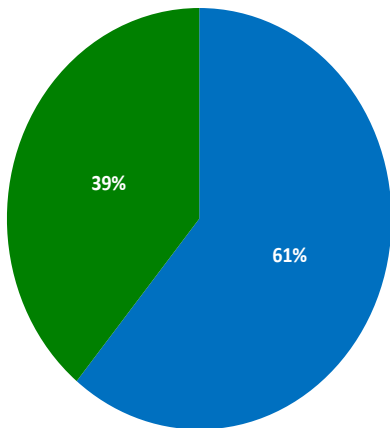
■ Excellent ■ Very Good ■ Good ■ Poor ■ Very poor

Examination of the Hip and Knee



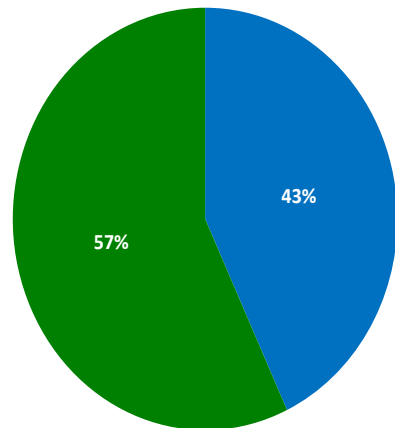
■ Excellent ■ Very Good ■ Good ■ Poor ■ Very poor

Examination of the Shoulder and Back



■ Excellent ■ Very Good ■ Good ■ Poor ■ Very poor

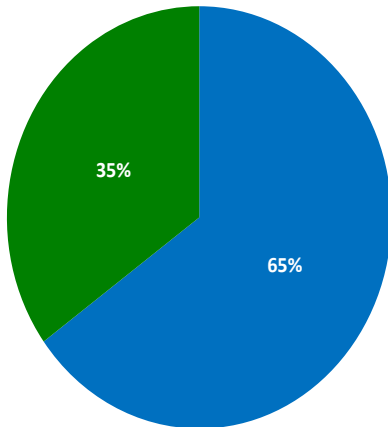
Examination of the Cranial Nerves



■ Excellent ■ Very Good ■ Good ■ Poor ■ Very poor

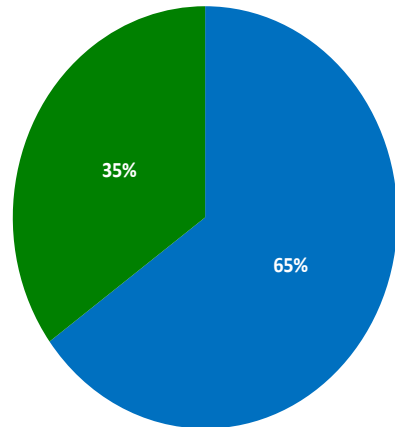
Overall Feedback

Examination of the Abdomen and Hernia



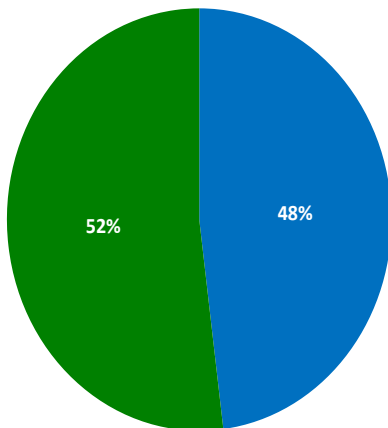
■ Excellent ■ Very Good ■ Good ■ Poor ■ Very poor

Examination of the Venous and Arterial System



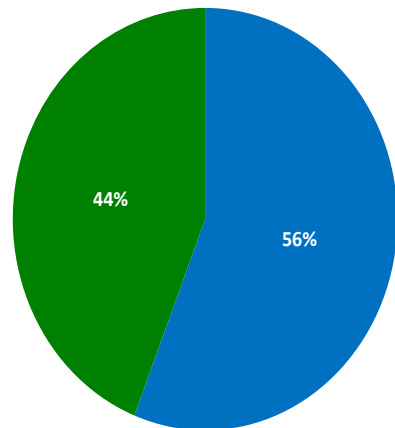
■ Excellent ■ Very Good ■ Good ■ Poor ■ Very poor

Examination of the Cardiorespiratory System



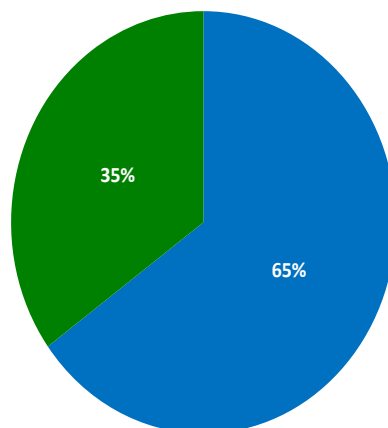
■ Excellent ■ Very Good ■ Good ■ Poor ■ Very poor

Communication Skills - Back Pain and Brain Lesion



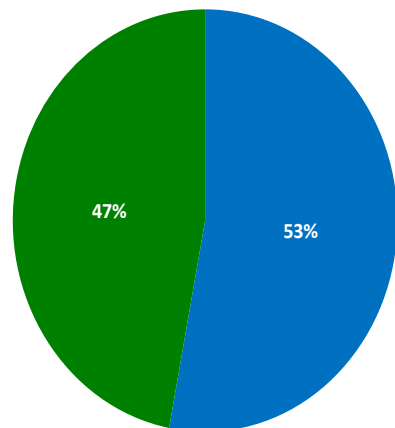
■ Excellent ■ Very Good ■ Good ■ Poor ■ Very poor

Communication Skills - Self Discharge and Cancelled Operation



■ Excellent ■ Very Good ■ Good ■ Poor ■ Very poor

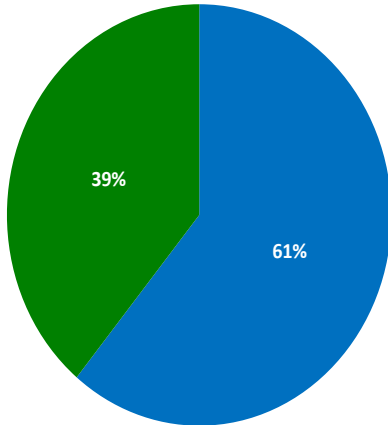
Communication Skills - Telephone Conversation with Consultant



■ Excellent ■ Very Good ■ Good ■ Poor ■ Very poor

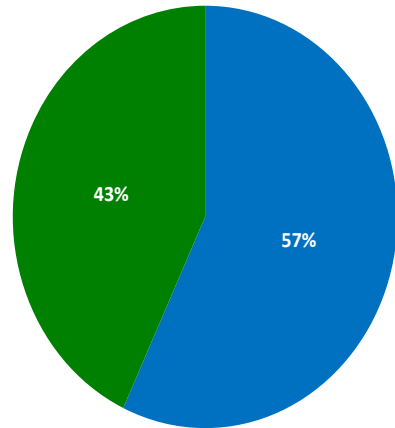
Overall Feedback

Communication Skills - Consenting for Operations/Procedures



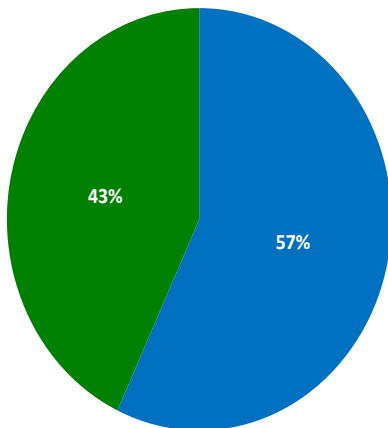
■ Excellent ■ Very Good ■ Good ■ Poor ■ Very poor

Communication Skills - Breast Cancer



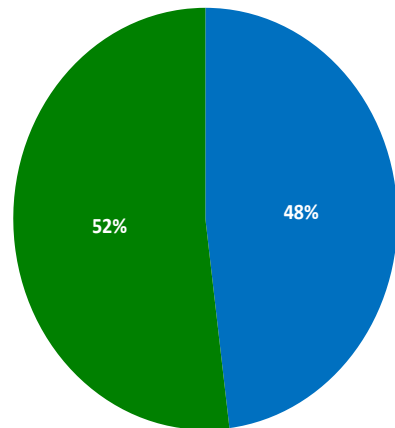
■ Excellent ■ Very Good ■ Good ■ Poor ■ Very poor

Communication Skills - Colorectal Cancer



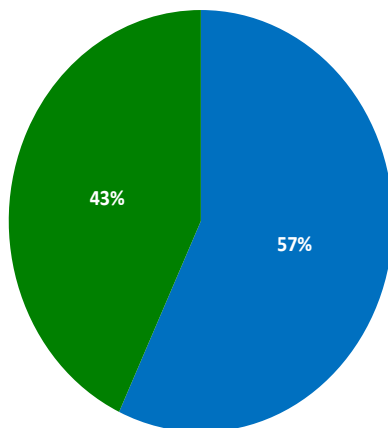
■ Excellent ■ Very Good ■ Good ■ Poor ■ Very poor

Communication Skills - Referral to Level 3 Care and Carcinoid Tumour



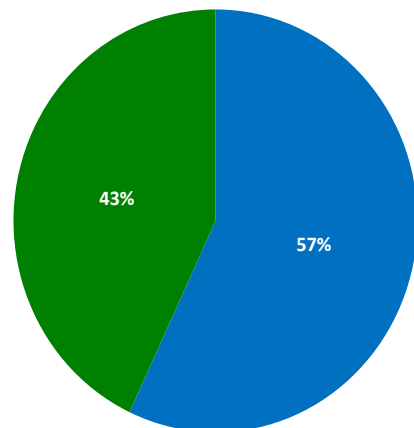
■ Excellent ■ Very Good ■ Good ■ Poor ■ Very poor

How were the facilities and venue?



■ Excellent ■ Good ■ Neutral ■ Fair ■ Poor

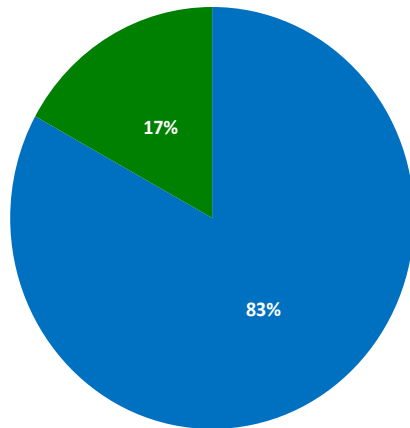
How were the refreshments and lunch?



■ Excellent ■ Good ■ Neutral ■ Fair ■ Poor

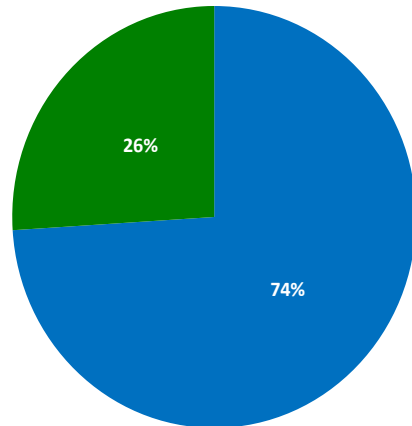
Overall Feedback

How was the general friendliness of the faculty and organisers?



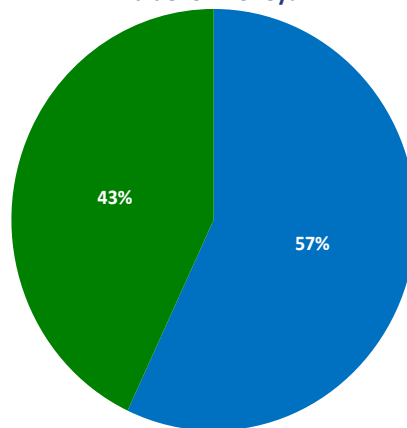
■ Very friendly ■ Friendly ■ Neutral ■ Not very friendly ■ Can't comment

Would you recommend this course to a friend?



■ Most certainly ■ Certainly ■ Probably ■ Unlikely ■ Not at all

Do you think that this course provided good value for money?



■ Most certainly ■ Certainly ■ Probably ■ Unlikely ■ Not at all

Individual Comments

High yield, clear, effective.

OP
New Cross Hospital, Wolverhampton, United Kingdom

Really useful weekend. Long days but required I feel to cover all the content.

GS
Sheffield Teaching Hospitals NHS Foundation Trust, United Kingdom

The organisation, teaching and presentation are top notch!. I am very happy attending this course because it demystified a lot of the misconceptions I had on the communication skill stations and opened up my eyes to the hiccups I could encounter in real exam situations and how to work around them. It sure was great value for my money and time coming from Nigeria.

JO
Garki hospital, Abuja

What a course! From a very intense day 1 Anatomy/Pathology to the well structured short group sessions on Day 2 and 3, I had an excellent experience . Highly recommended.

KE
VITO, Belgium

Very good organisation and well organised to incorporate all topics into such a restricted time frame.

AS
Princess of Wales Hospital, Bridgend, United Kingdom

Course was very useful for how to approach the exam. I just regret not taking the course earlier before my exam giving me time to prepare properly for the exam knowing now what is expected.

RD
Cochin Medical College, Kerala, India

Great course.

GI
Ysbyty Gwynedd, Bangor, North Wales

The entire course was well planned and was beneficial to my learning for the exam.

HF
Birmingham Heartlands Hospital, Birmingham, United Kingdom

Excellent use of lectures, small group teaching and demonstration to refine skills

BP
University Hospitals Coventry and Warwickshire NHS Trust, United Kingdom

Very well organised and professionally run course. The course has been an essential part of my preparation.

JB
Southampton General Hospital, Southampton, United Kingdom

Really targeted and well run. Excellent course.

LM
Borders General Hospital, Melrose, United Kingdom



DOCTORS ACADEMY

BETTER EDUCATION. BETTER HEALTH.

Doctors Academy is a UK-based International Non-Profit Organisation comprising of doctors, dentists and scientists that undertakes a diverse range of educational activities globally. The aim of the Academy is to disseminate information and exchange medical knowledge between professionals from diverse backgrounds working in a variety of healthcare settings. This is achieved by the provision of a number of attendance courses, publishing house, online resources and international events / competitions.

Courses (a selection):

Undergraduate:

- Final Year Medicine and Surgical Revision Courses
- Training the Clinical Anatomy Trainer
- Clinical Anatomy as Applied to Trauma and Emergency Medicine
- Surgical Anatomy of Important Operative Procedures
- Future Surgeons: Key Skills (RCSEd delivered)
- Structured Introduction to Surgical Skills

Postgraduate:

- MRCS Part A
- MRCEM Part A
- MRCS Part B OSCE
- DOHNS: Intensive Revision & OSCE
- Intercollegiate Basic Surgical Skills (RCSEd delivered)
- MRCP PACES Part 2
- FRCS (General Surgery) Exit Exam
- Cadaveric Ultrasound-Guided Musculoskeletal Intervention Course
- Ultrasound-Assisted Botulinum Toxin Injection for Neuromuscular Disorders
- Live Advanced Laparoscopic Colorectal Course



Forthcoming key events:

- International Medical Summer School
- International Academic and Research Conference
- World University Anatomy Challenge

Publications



publications.doctorsacademy.org

World Journal of Medical Education & Research



Peer-reviewed academic journal
with ISSN.

- No fee to view, read and download articles
- No subscription charges
- No submission fees
- No manuscript processing fee
- No publishing fee
- No cost to read, write or publish!

wjmer.co.uk

Online Revision Resources

DoctorExams consists of 1000s of questions with detailed explanations in MCQ, EMQ, SBA and SAQ formats. Questions are written by the Doctors Academy group of experienced clinicians and clinical academics, with mock exams and feedback on performance included to aid a candidate's focused revision of topics. Based on past exams, these questions are carefully crafted to suit the requirements of undergraduate students & postgraduate trainees undertaking relevant speciality exams.

Resources for:

- Medical Students
- Dental Students
- International Entrance Exams
- MRCS Exams
- General Surgery Exams
- Plastic Surgery Exams
- DOHNS Exams

www.doctorexams.co.uk

www.doctorsacademy.org