

Edge Hill
University



**Basic Surgical Skills for
Allied Health Professionals**



Feedback - August 2018

Basic Surgical Skills for Allied Health Professionals

This course, led and delivered by surgeons, was aimed at providing surgical nurse practitioners and theatre nurses a structured programme to learn fundamental surgical skills and techniques that are applicable across all surgical specialities. The delegates were introduced to the safe principles underpinning the various basic surgical techniques with individual tuition under the direct supervision of surgeons. Participants were assessed throughout the course and a certificate was issued upon successful completion.

Learning Style

The course was held over two days with a series of practical demonstrations and hands on sessions. Techniques were practiced on prepared animal tissue, synthetic models and simulation.

Course Information

Course date:	4th and 5th August 2018
Venue:	Edgehill University, Faculty of Health and Social Care, Oxford Road, Manchester
Attendance:	28 Delegates
Aimed at:	Peri-operative Theatre Practitioners Advanced Nurse Practitioners Surgical Care Practitioners Surgical Assistants Enhanced Surgical Assistants Surgical Nurse Practitioners Theatre Nurses
Course fee:	£425.00



Course Programme

DAY 1

0800 - 0830	Registration	
0830 - 0845	Welcome and Introduction	B. Krishnamurthy, K. Gajanan
0845 - 0915	Gowning and Gloving	T. Hardcastle
0915 - 0945	Instruments and Handling	B. Krishnamurthy
0945 - 1045	Knot-Tying; Reef Knot	K. Gajanan

1045 - 1100 Break for Refreshments

1100 - 1230	Surgeon's Knot; Instrument Tie; Knot Tie at Depth	V. Beale, K. Gajanan
-------------	---	----------------------

1230 - 1310 Break for Lunch

1310 - 1345	Suturing Materials; Different Needles	V. Beale
1345 - 1500	Mattress Suture; Vertical-Horizontal	B. Krishnamurthy K. Gajanan

1500 - 1515 Break for Refreshments

1515 - 1630	Deep Layer Closure; Continuous Suture; Subcuticular suture	K. Gajanan V. Beale
1630	Discussion and Finish	

Course Programme

DAY 2

0830 - 0845	Introduction and Discussion	K. Gajanan
0845 - 0915	Revision of Day1	All Faculty
0915 - 1000	OSAT	All Faculty
1000 - 1030	Principles of Local Anaesthetics and Minor Surgery	B. Baker

1030 - 1045 Break for Refreshments

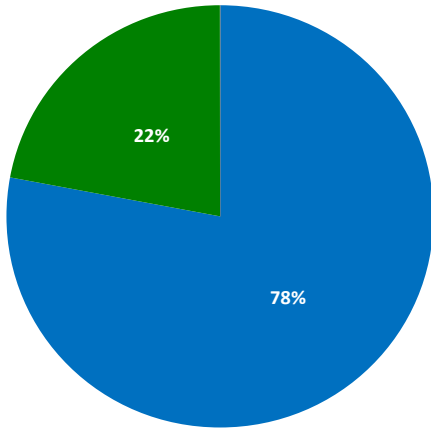
1045 - 1215	Skin Lesions Cyst Removal Insertion and Fixation of Drains	K. Gajanan B. Krishnamurthy
1215 - 1315	Debridement Abscess Drainage and Excision Wound Management	B. Baker

1315 - 1400 Break for Lunch

1400 - 1445	Diathermy	B. Krishnamurthy
1445 - 1615	Laparoscopy Skills - <ul style="list-style-type: none">o Instrumentationo Hand-Eye Coordinationo Polo Mintso Knot Tyingo Sugar Cubes Stacking	E. Myriokefalitaki
1615 - 1630	Summary, Feedback and Close	

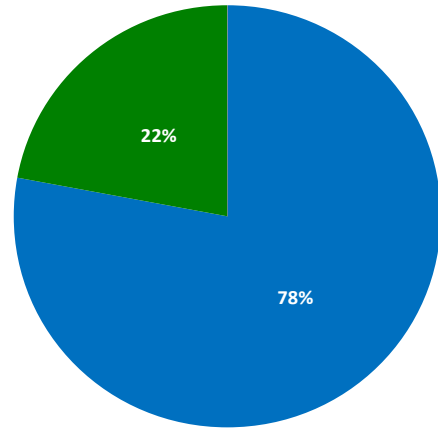
Overall Teaching Feedback

How was the content of the course?



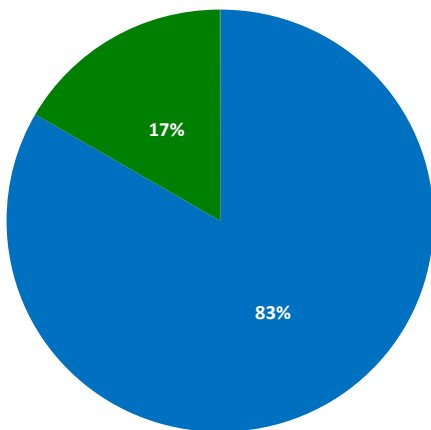
■ Excellent ■ Good ■ Neutral ■ Fair ■ Poor

How would you rate the general academic standard of the tutors?



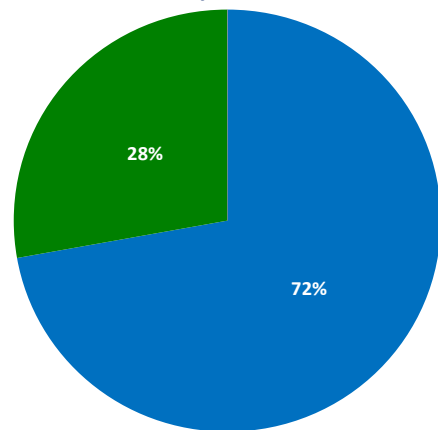
■ Excellent ■ Good ■ Neutral ■ Fair ■ Poor

How were the clarity of demonstrations?



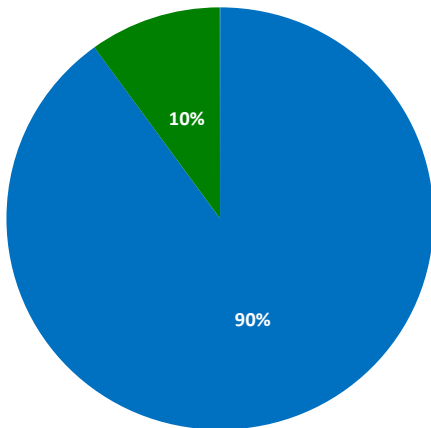
■ Excellent ■ Good ■ Neutral ■ Fair ■ Poor

Did you get sufficient time to practice in every station?



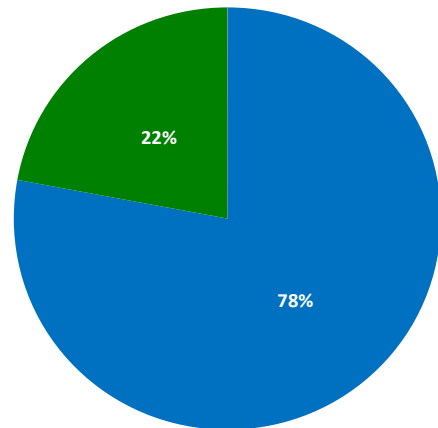
■ Most certainly ■ Certainly ■ Neutral ■ Not much ■ Not at all

Welcome and Introduction - B. Krishnamurthy, K. Gajanan



■ Excellent ■ Good ■ Neutral ■ Fair ■ Poor

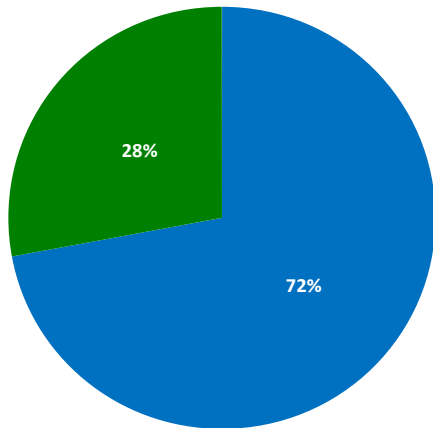
Gowning and Gloving - T. Hardcastle



■ Excellent ■ Good ■ Neutral ■ Fair ■ Poor

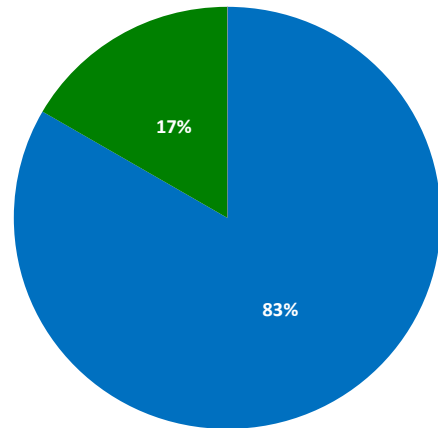
Overall Teaching Feedback

Instruments and Handling - B. Krishnamurthy



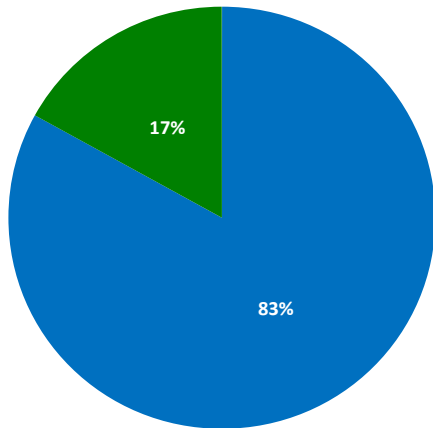
■ Excellent ■ Good ■ Neutral ■ Fair ■ Poor

Knot-Tying; Reef Knot - K. Gajanan



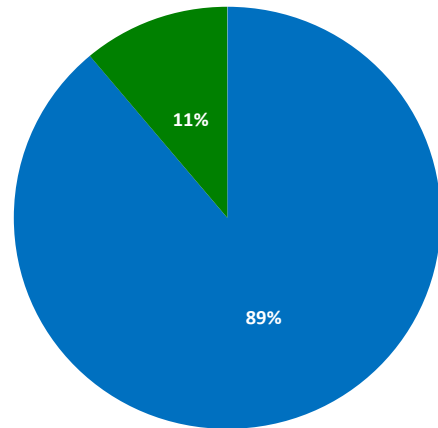
■ Excellent ■ Good ■ Neutral ■ Fair ■ Poor

Surgeon's Knot; Instrument Tie; Knot Tie at Depth - V. Beale, K. Gajanan



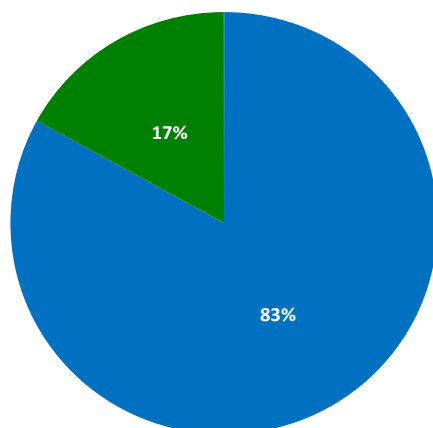
■ Excellent ■ Good ■ Neutral ■ Fair ■ Poor

Suturing Materials; Different Needle - V. Beale



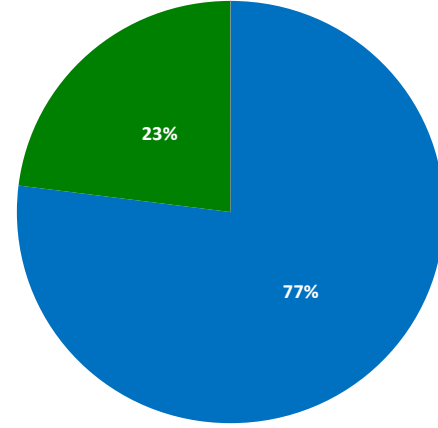
■ Excellent ■ Good ■ Neutral ■ Fair ■ Poor

Mattress Suture; Vertical-Horizontal - B. Krishnamurthy, K. Gajanan



■ Excellent ■ Good ■ Neutral ■ Fair ■ Poor

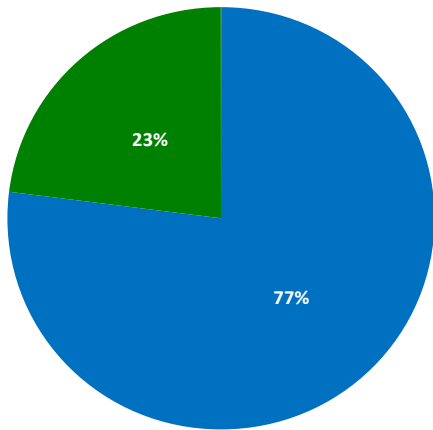
Deep Layer Closure; Continuous Suture; Subcuticular suture - K. Gajanan, V. Beale



■ Excellent ■ Good ■ Neutral ■ Fair ■ Poor

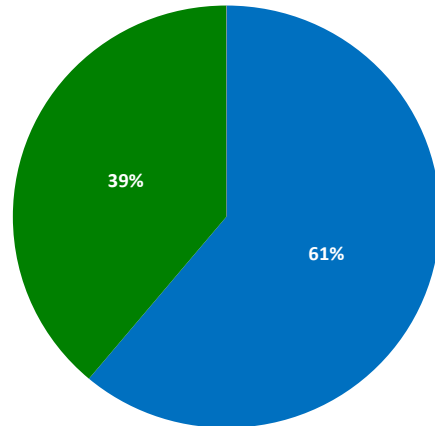
Overall Teaching Feedback

Introduction and Discussion - K. Gajanan



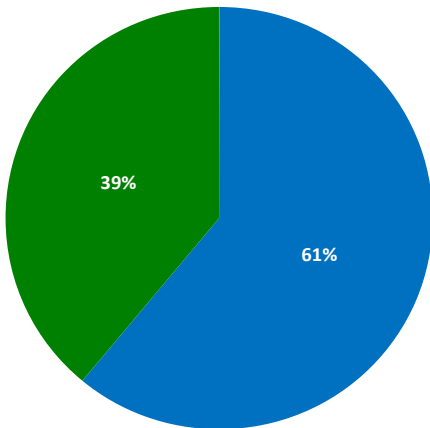
■ Excellent ■ Good ■ Neutral ■ Fair ■ Poor

Revision of Day1



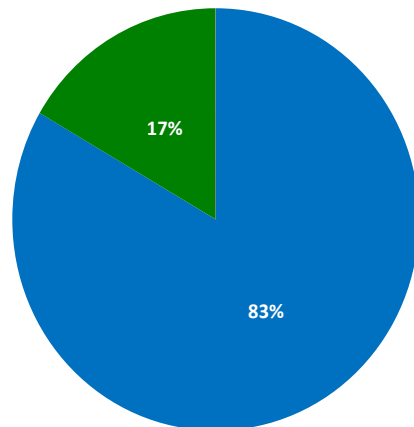
■ Excellent ■ Good ■ Neutral ■ Fair ■ Poor

OSAT



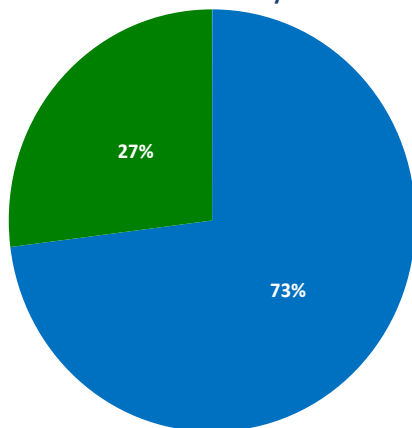
■ Excellent ■ Good ■ Neutral ■ Fair ■ Poor

Principles of Local Anaesthetics and Minor Surgery - B. Baker



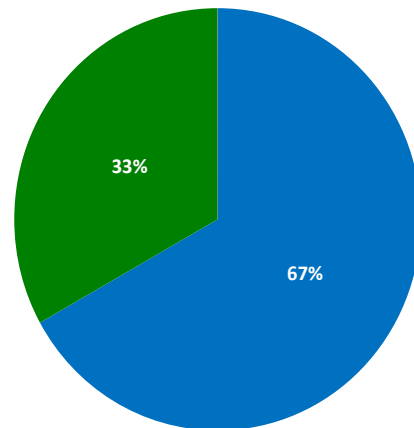
■ Excellent ■ Good ■ Neutral ■ Fair ■ Poor

Skin Lesions, Cyst Removal, Insertion and Fixation of Drains - K. Gajanan, B. Krishnamurthy



■ Excellent ■ Good ■ Neutral ■ Fair ■ Poor

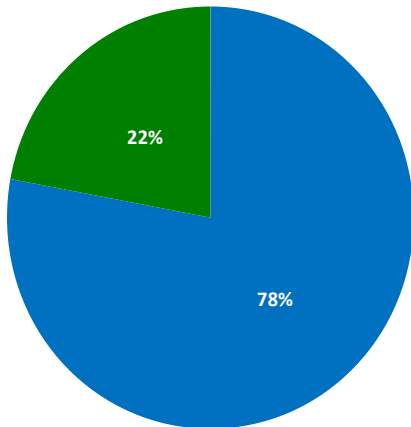
Debridement, Abscess Drainage and Excision, Wound Management - B. Baker



■ Excellent ■ Good ■ Neutral ■ Fair ■ Poor

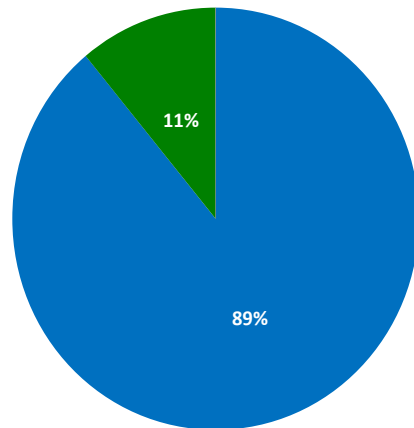
Overall Teaching Feedback

Diathermy - B. Krishnamurthy



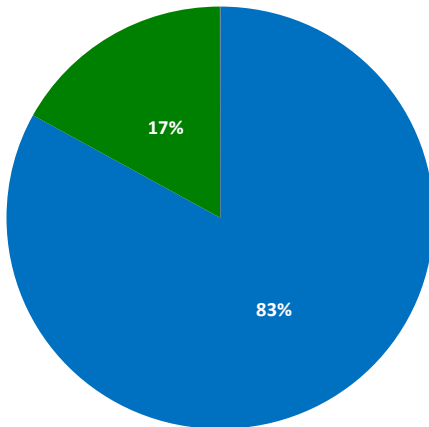
■ Excellent ■ Good ■ Neutral ■ Fair ■ Poor

Laparoscopy Skills - E. Myriokefalitaki



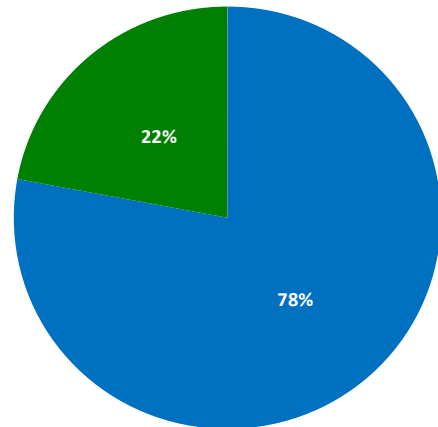
■ Excellent ■ Good ■ Neutral ■ Fair ■ Poor

How were the facilities and venue?



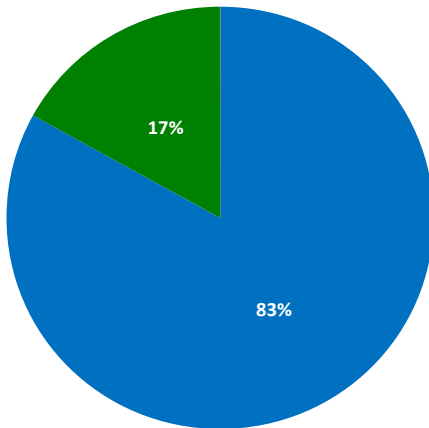
■ Excellent ■ Good ■ Neutral ■ Fair ■ Poor

How were the refreshments and lunch?



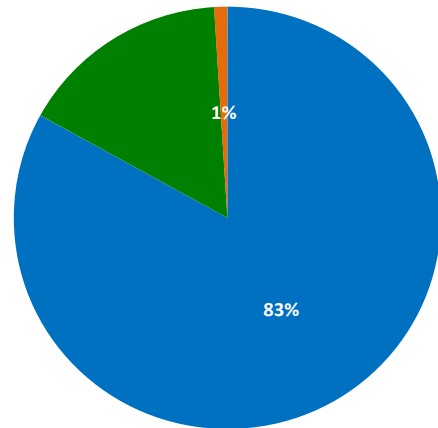
■ Excellent ■ Good ■ Neutral ■ Fair ■ Poor

How was the general friendliness of the faculty and organisers?



■ Very friendly ■ Friendly ■ Neutral ■ Not very friendly ■ Can't comment

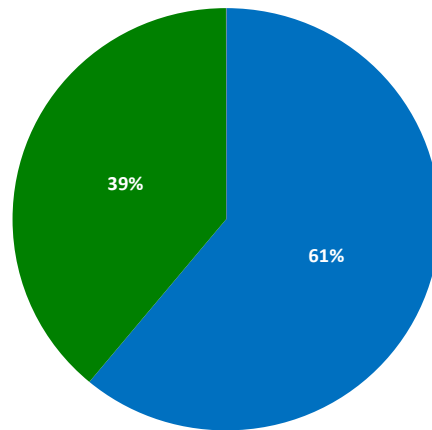
Would you recommend this course to a friend?



■ Most certainly ■ Certainly ■ Probably ■ Unlikely ■ Not at all

Overall Teaching Feedback

Do you think that this course provided good value for money?



■ Most certainly ■ Certainly ■ Probably ■ Unlikely ■ Not at all

Individual Comments

It was very useful for my job and has helped me to be aware about safety issues and how to improve my practice.

SE

Manchester Royal Infirmary, Manchester

I have been employed as a trainee surgical care practitioner, this course has answered a lot of questions I had in practice and allowed me to practice my skills in a supportive environment.

SH

Cheltenham General Hospital, Cheltenham

Excellent course with tutors ensuring all learning outcomes met and students able to competently demonstrate all practical aspects correctly.

RA

Helpful.

RD

Spire Fylde Coast Hospital

Exceptional.

BO

UNIVERSITY HOSPITAL COVENTRY AND WARWICKSHIRE

A relevant, useful and informative course which provide the key basic skills required at the start of my SCP training. High quality teaching from very knowledgeable professionals.

RB

York Hospitals NHS Foundation Trust , United Kingdom , Europe

My overall impression for all the topics both theory and practical and the environment were excellent and relevant for my next stage of studies. Thank You.

GS

John Radcliffe Hospital, Oxford

A well constructed and comprehensive course well delivered by knowledgeable, approachable clinicians.

SB

Wirral University Teaching Hospital NHS Foundation Trust , United Kingdom , Europe

Excellent.

RU

Leeds General Infirmary, Leeds

Individual Comments

Enjoyed immensely.

KW
Whiston Hospital, Prescot

Very good.

MP
Royal Brompton Hospital, London

Very good and highly applicable to my studies and career.

AO
Russells Hall Hospital, Dudley



Doctors Academy is a UK-based International Non-Profit Organisation comprising of doctors, dentists and scientists that undertakes a diverse range of educational activities globally. The aim of the Academy is to disseminate information and exchange medical knowledge between professionals from diverse backgrounds working in a variety of healthcare settings. This is achieved by the provision of a number of attendance courses, publishing house, online resources and international events/ competitions.

Courses (a selection):

Undergraduate:

- Final Year Medicine and Surgical Revision Courses
- Training the Clinical Anatomy Trainer
- Clinical Anatomy as Applied to Trauma and Emergency Medicine
- Surgical Anatomy of Important Operative Procedures
- Future Surgeons: Key Skills (RCSEd delivered)
- Structured Introduction to Surgical Skills

Postgraduate:

- MRCS Part A
- MRCEM Part A
- MRCS Part B OSCE
- DOHNS: Intensive Revision & OSCE
- Intercollegiate Basic Surgical Skills (RCSEd delivered)
- MRCP PACES Part 2
- FRCS (General Surgery) Exit Exam
- Cadaveric Ultrasound-Guided Musculoskeletal Intervention Course
- Ultrasound-Assisted Botulinum Toxin Injection for Neuromuscular Disorders
- Live Advanced Laparoscopic Colorectal Course



Forthcoming key events:

- International Medical Summer School
- International Academic and Research Conference
- World University Anatomy Challenge Manchester,

Publications



publications.doctorsacademy.org

World Journal of Medical Education & Research



Peer-reviewed academic journal with ISSN.

- No fee to view, read and download articles
- No subscription charges
- No submission fees
- No manuscript processing fee
- No publishing fee
- No cost to read, write or publish!

wjmer.co.uk

Online Revision Resources

DoctorExams consists of 1000s of questions with detailed explanations in MCQ, EMQ, SBA and SAQ formats. Questions are written by the Doctors Academy group of experienced clinicians and clinical academics, with mock exams and feedback on performance included to aid a candidate's focused revision of topics. Based on past exams, these questions are carefully crafted to suit the requirements of undergraduate students & postgraduate trainees undertaking relevant speciality exams.

Resources for:

- Medical Students
- Dental Students
- International Entrance Exams
- MRCS Exams
- General Surgery Exams
- Plastic Surgery Exams
- DOHNS Exams

www.doctorexams.co.uk

www.doctorsacademy.org