

# Clinical Anatomy and Operative Procedures as Applied to Head, Neck and Limbs

Feedback - October 2025

# Clinical Anatomy and Operative Procedures as Applied to Head, Neck and Limbs

Taught by surgeons, this highly interactive event featured focus-group workshops and individual demonstrations complemented by essential theoretical information on surgical anatomy. Delegates were taught the anatomy encountered in common procedures, the placement of incisions and essential principles of surgery.

This session also included the anatomical basis in the assessment and management of patients involved in a variety of major and minor trauma. Some examples of the topics covered included:

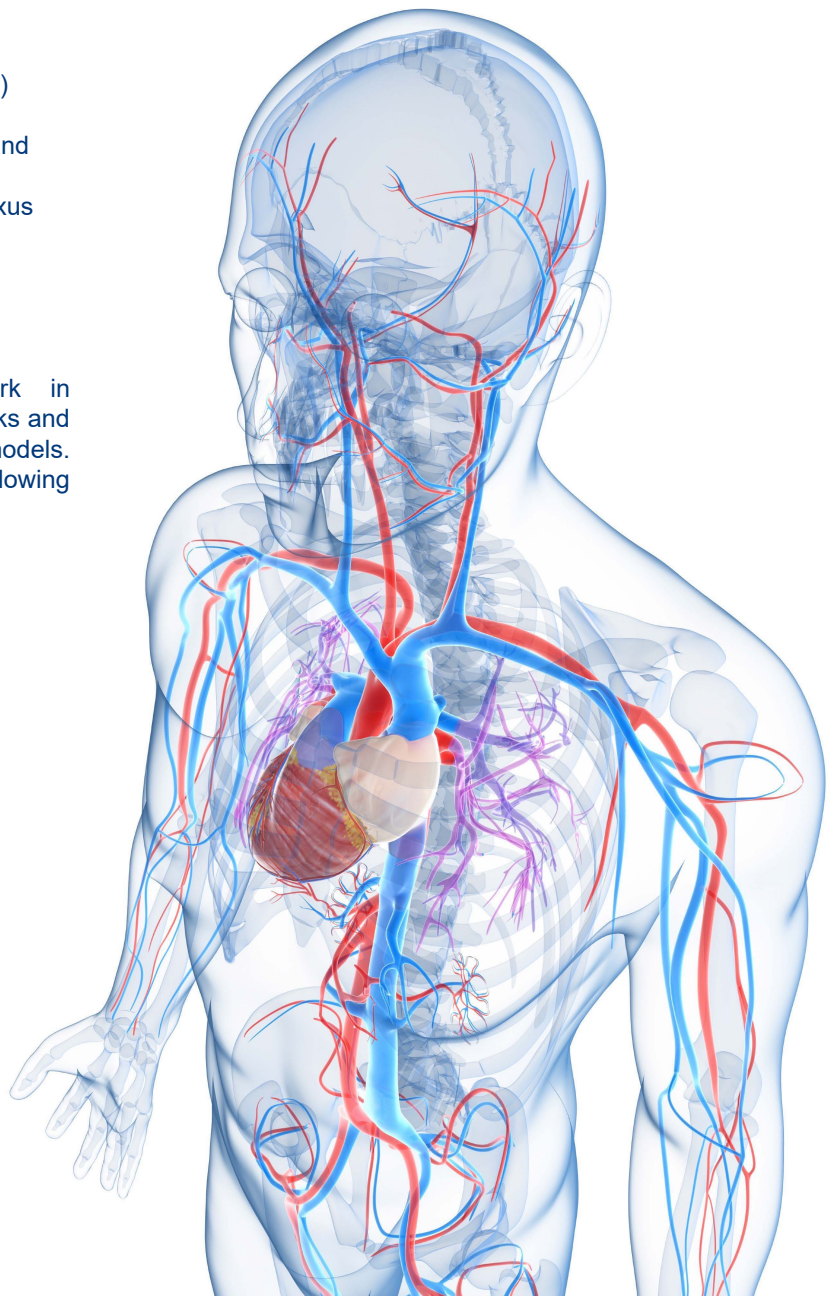
- Head and Facial Injuries
- Stab and Gunshot Wounds to the Neck
- Emergency Airway Management
- Tracheostomy
- Central Line Access (Jugular and Subclavian)
- Burns
- Upper Limb Nerve Injuries (Brachial Plexus and Nerves)
- Lower Limb Nerve Injuries (Lumbosacral Plexus and Nerves)
- Fractures of Long Bones and Compartment Syndrome
- Varicose Vein Surgery

The workshops used imaginative artwork in identifying important surface anatomy landmarks and the underlying structures on live human models. Operative anatomy pertinent to the following specialties were covered:

- Ear, Nose and Throat Surgery
- Head and Neck Surgery
- Trauma and Orthopaedics
- Plastic Surgery
- Vascular Surgery

## Course Information

<b>Venue:</b>	<b>College of Physicians and Surgeons of Cardiff, Cardiff Bay, Cardiff</b>
<b>Date:</b>	<b>26<sup>th</sup> October 2025</b>
<b>Attendance:</b>	<b>11 Delegates</b>
<b>Aimed at:</b>	<b>Medical Students and Foundation Year Doctors</b>
<b>Course Fee:</b>	<b>£18.00</b>



## Programme

1345 Registration

1350-1400 Welcome and Introduction to the Course

1400-1500 Session 1: Applied Surgical Anatomy 1 – 4

- Upper Limb Fractures
- Upper Limb Nerve Injuries
- Lower Limb Fractures
- Lower Limb Nerve Injuries

1500-1545 Drawing Surface Markings and Clinically Relevant Surface Anatomy on Volunteers (1)

**1545-1600 Break**

1600-1630 Session 2: Applied Surgical Anatomy 5 – 6

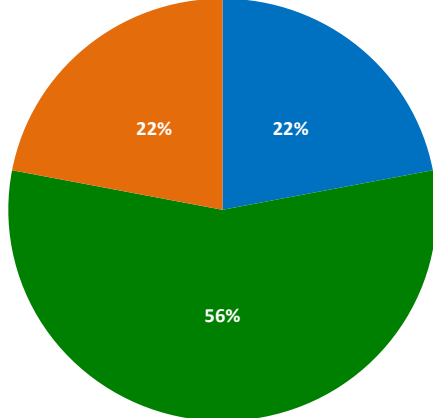
- Head, Skull and Face
- Neck and Thoracic Inlet

1630-1730 Drawing Surface Markings and Clinically Relevant Surface Anatomy on Volunteers (2)

1730-1745 Summary and Close

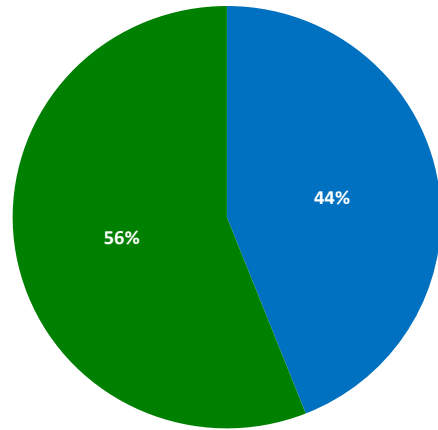
## Overall Feedback

On a scale of 1 to 5, with 5 being the highest, how satisfied are you with the course?



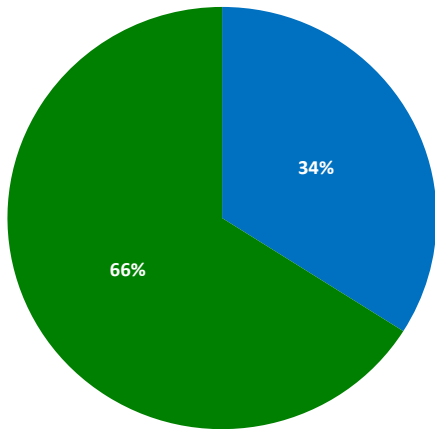
■ Excellent ■ Very Good ■ Good ■ Fair ■ Poor

Do you think that the knowledge you learnt will prove helpful in your studies and future career?



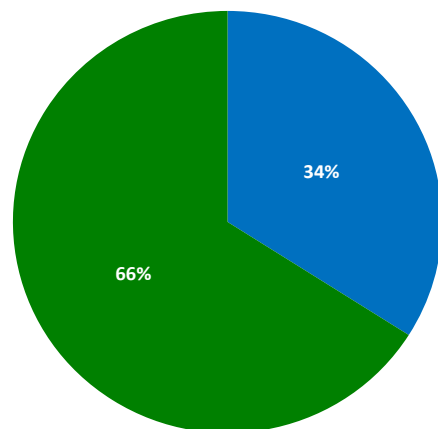
■ Most certainly ■ Certainly ■ Neutral ■ Not Really ■ Not at all

Did the course meet your learning objectives?



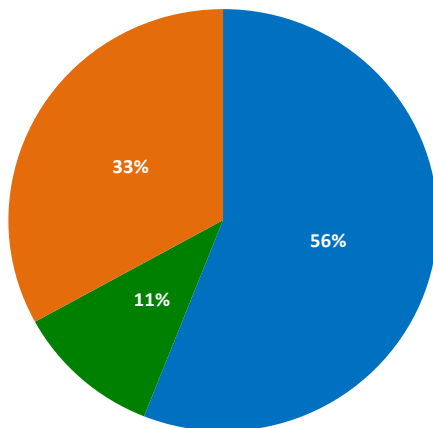
■ Most certainly ■ Certainly ■ Neutral ■ Not Really ■ Not at all

Do you think sufficient time was allocated to each topic?



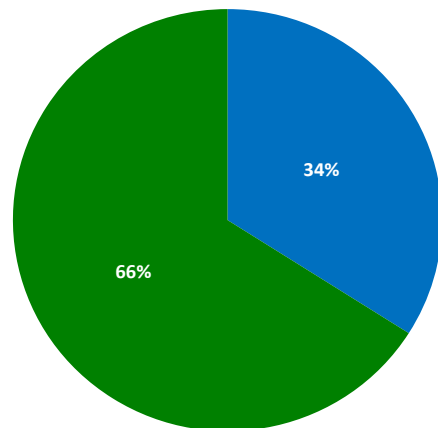
■ Most certainly ■ Certainly ■ Neutral ■ Not Really ■ Not at all

Do you think sufficient time was allocated to each topic?



■ Excellent ■ Very Good ■ Good ■ Fair ■ Poor

Would you recommend this course to a friend?



■ Most certainly ■ Certainly ■ Neutral ■ Not Really ■ Not at all

## Individual Comments

Really good course, useful to understand the surgical application of specific important anatomy.

**PK**

***Cardiff University, Cardiff, UK***

Being able to be guided by tutors to draw out anatomical structures on each other is an amazing way to remember the anatomy and how it looks on a patient rather than in a textbook.

**RU**

***Cardiff University, Cardiff, UK***

The course was structured really well and I felt that I learnt a lot in a short space of time. It encouraged me to strengthen my anatomy knowledge, and this came in very useful yesterday during my progress test.

**MG**

***Cardiff University, Cardiff, UK***





# DOCTORS ACADEMY

BETTER EDUCATION. BETTER HEALTH.

Doctors Academy is a UK-based International Non-Profit Organisation comprising of doctors, dentists and scientists that undertakes a diverse range of educational activities globally. The aim of the Academy is to disseminate information and exchange medical knowledge between professionals from diverse backgrounds working in a variety of healthcare settings. This is achieved by the provision of a number of attendance courses, publishing house, online resources and international events / competitions.

## Courses (a selection):

### Undergraduate:

- Final Year Medicine and Surgical Revision Courses
- Training the Clinical Anatomy Trainer
- Clinical Anatomy as Applied to Trauma and Emergency Medicine
- Surgical Anatomy of Important Operative Procedures
- Future Surgeons: Key Skills (RCSEd delivered)
- Structured Introduction to Surgical Skills

### Postgraduate:

- MRCS Part A
- MRCEM Part A
- MRCS Part B OSCE
- DOHNS: Intensive Revision & OSCE
- Intercollegiate Basic Surgical Skills (RCSEd delivered)
- MRCP PACES Part 2
- FRCS (General Surgery) Exit Exam
- Cadaveric Ultrasound-Guided Musculoskeletal Intervention Course
- Ultrasound-Assisted Botulinum Toxin Injection for Neuromuscular Disorders
- Live Advanced Laparoscopic Colorectal Course



## Forthcoming key events:

- International Medical Summer School
- International Academic and Research Conference
- World University Anatomy Challenge

## Publications



[publications.doctorsacademy.org](http://publications.doctorsacademy.org)

## World Journal of Medical Education & Research



Peer-reviewed academic journal  
with ISSN.

- No fee to view, read and download articles
- No subscription charges
- No submission fees
- No manuscript processing fee
- No publishing fee
- No cost to read, write or publish!

[wjmer.co.uk](http://wjmer.co.uk)

## Online Revision Resources

DoctorExams consists of 1000s of questions with detailed explanations in MCQ, EMQ, SBA and SAQ formats. Questions are written by the Doctors Academy group of experienced clinicians and clinical academics, with mock exams and feedback on performance included to aid a candidate's focused revision of topics. Based on past exams, these questions are carefully crafted to suit the requirements of undergraduate students & postgraduate trainees undertaking relevant speciality exams.

### Resources for:

- Medical Students
- Dental Students
- International Entrance Exams
- MRCS Exams
- General Surgery Exams
- Plastic Surgery Exams
- DOHNS Exams

[www.doctorexams.co.uk](http://www.doctorexams.co.uk)

# [www.doctorsacademy.org](http://www.doctorsacademy.org)