

**Clinical Anatomy and Operative
Procedures as Applied to the
Thorax & Abdomen**

Feedback - November 2017

Clinical Anatomy and Operative Procedures as Applied to the Thorax & Abdomen

This highly interactive event, which was taught by surgeons, featured focus-group workshops and individual demonstrations complemented by an overview of essential theoretical information regarding surgical anatomy. Delegates were taught the anatomy encountered in common procedures, the placement of incisions, and the essential principles of surgery.

The sessions also highlighted the anatomical basis required in order to successfully assess and manage patients who have been involved in trauma and emergencies. Examples of the topics covered include: stab and gunshot wounds to the thorax and abdomen; chest drain insertion; oesophageal and bowel perforation; liver, kidney and spleen lacerations; abdominal aortic aneurysms; and acute abdomen.

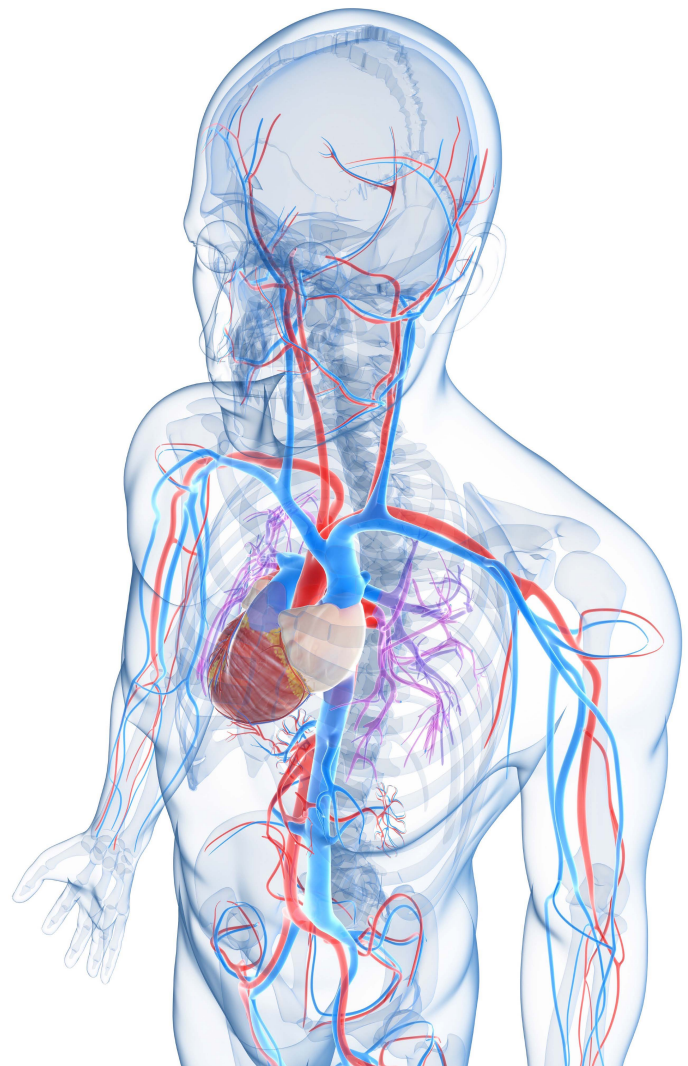
The workshops used imaginative artwork to identify important surface anatomy landmarks and the underlying structures on live human models.

Operative anatomy pertinent to the following specialities was covered:

- o Cardiothoracic Surgery
- o Vascular Surgery
- o General Surgery
- o Breast Surgery
- o HepatoPancreato Biliary Surgery
- o Upper Gastrointestinal Surgery
- o Colorectal Surgery
- o Transplant Surgery
- o Urology

Course Information

Course date:	18th November 2017
Venue:	Postgraduate Education Centre, Manchester Royal Infirmary, Manchester
Attendance:	38 Delegates
Aimed at:	Medical Students Foundation Year Doctors
Faculty:	Surgeons
Course fee:	Student £8.50 Doctors £13.50



Course Programme

0845 - 0900	Registration
0900 - 0915	Introduction and Welcome to the Course
0915 - 1015	Session 1: Cases 1 – 4 <ul style="list-style-type: none">• Cardiothoracic Trauma• Acute Abdomen• Colorectal Cancer
1015 - 1045	Practical Demonstration of Surface Anatomy 1

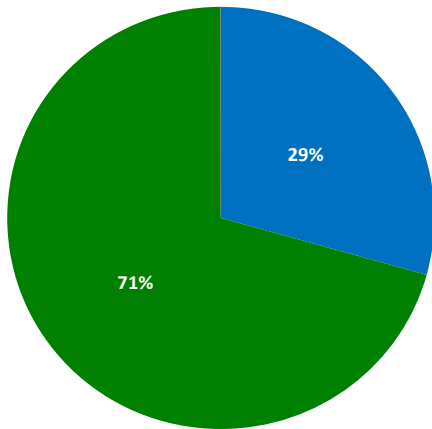
1045 - 1110

Refreshment Break

1110 - 1140	Session 2: Case 5 – 6 <ul style="list-style-type: none">• Urology• Vascular Surgery
1140 - 1225	Practical Demonstration of Surface Anatomy 2
1225 - 1240	Feedback and Closure

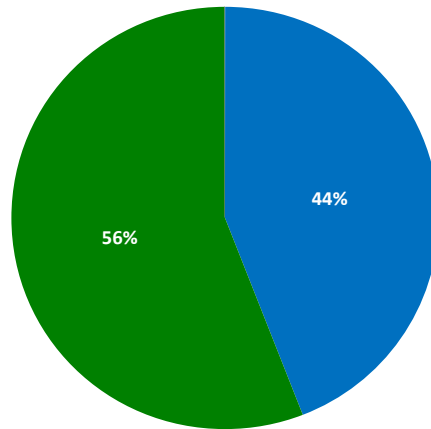
Overall Teaching Feedback

How was the clarity of the lectures?



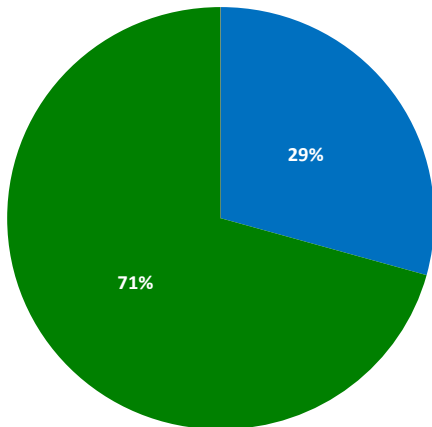
■ Excellent ■ Very good ■ Neutral ■ Fair ■ Poor

How would you rate the general academic standard of the tutors?



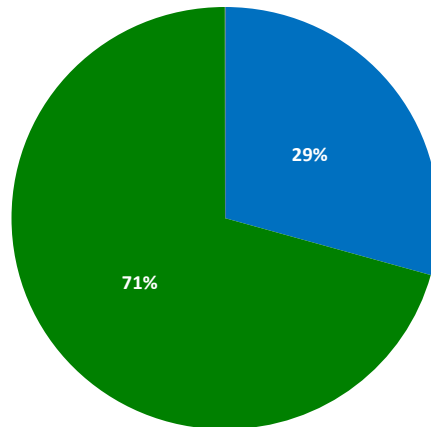
■ Excellent ■ Very good ■ Neutral ■ Fair ■ Poor

How do you rate the relevance of the course to your studies?



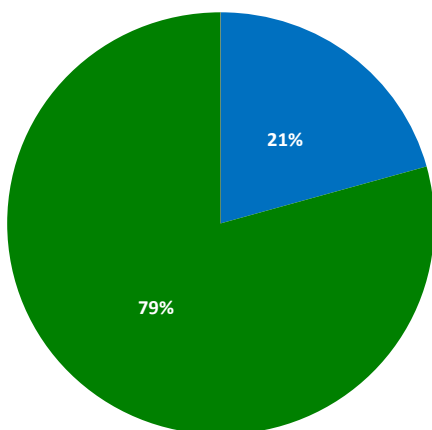
■ Excellent ■ Very good ■ Neutral ■ Fair ■ Poor

Did you have sufficient time to practice following each demonstration?



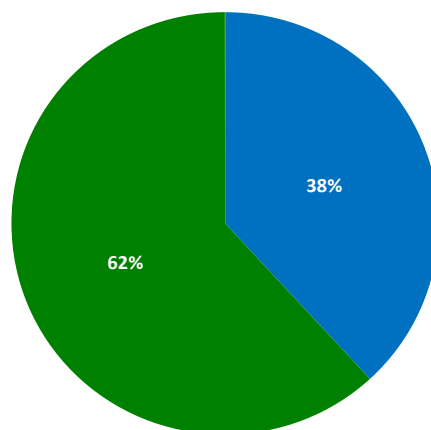
■ Yes, always ■ Yes, mostly ■ Neutral ■ Not much ■ Not at all

Cardiothoracic Trauma



■ Excellent ■ Good ■ Neutral ■ Fair ■ Poor

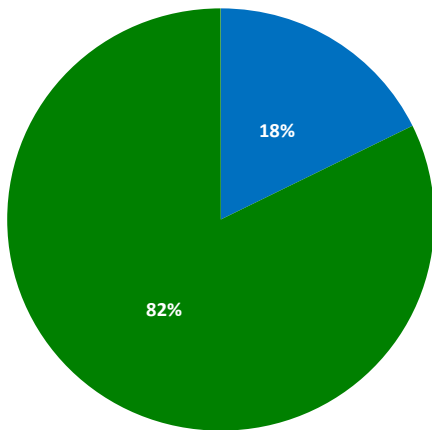
Acute Abdomen



■ Excellent ■ Good ■ Neutral ■ Fair ■ Poor

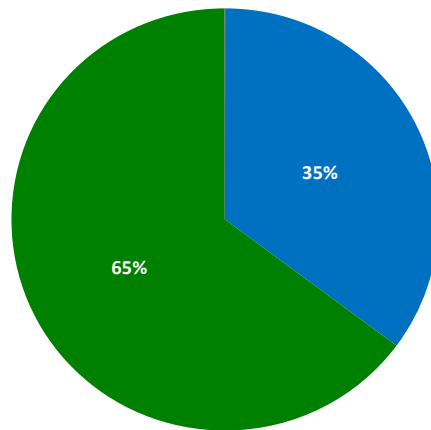
Overall Teaching Feedback

Colorectal Cancer



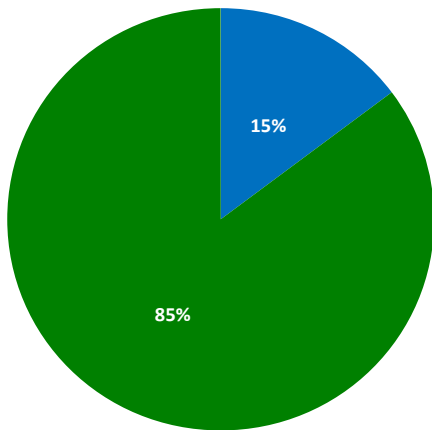
■ Excellent ■ Good ■ Neutral ■ Fair ■ Poor

Practical Demonstration of Surface Anatomy 1



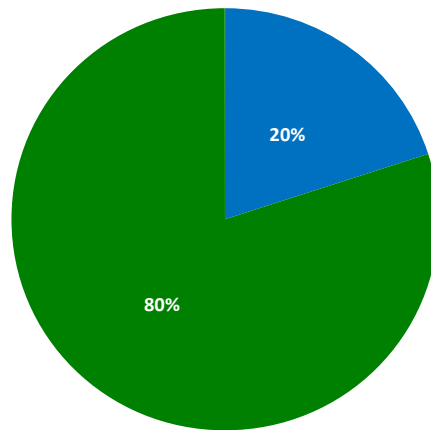
■ Excellent ■ Good ■ Neutral ■ Fair ■ Poor

Urology



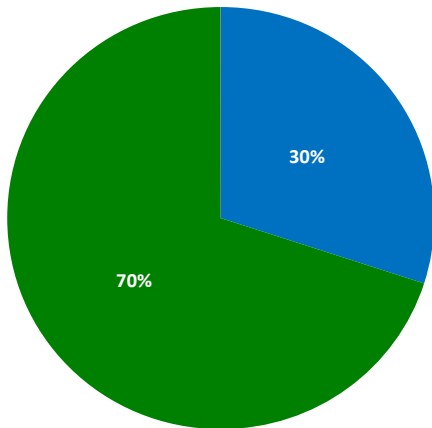
■ Excellent ■ Good ■ Neutral ■ Fair ■ Poor

Vascular Surgery



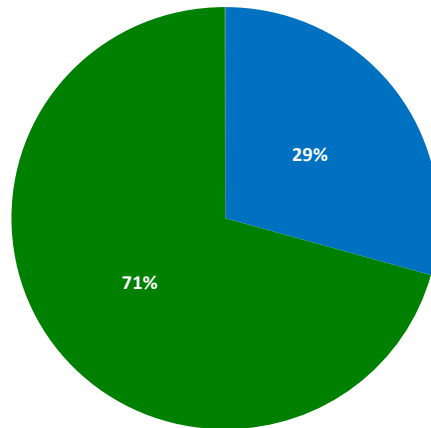
■ Excellent ■ Good ■ Neutral ■ Fair ■ Poor

Practical Demonstration of Surface Anatomy 2



■ Excellent ■ Good ■ Neutral ■ Fair ■ Poor

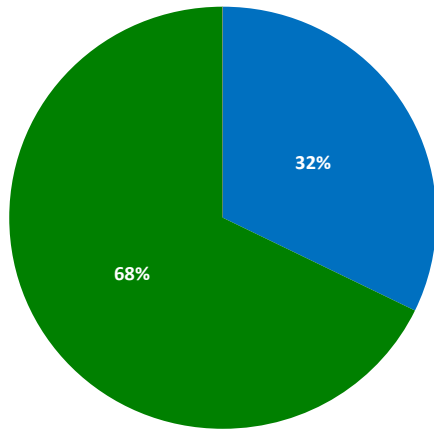
Would you recommend this course to a friend?



■ Most certainly ■ Certainly ■ Neutral ■ May be ■ Don't think so

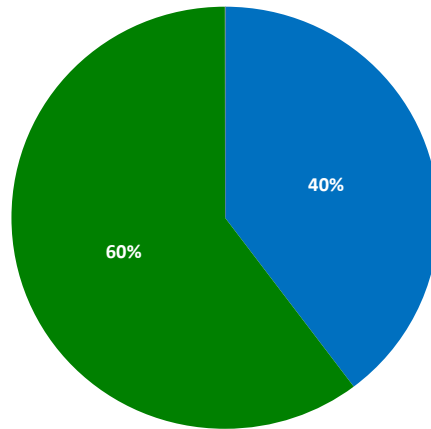
Overall Teaching Feedback

Do you think that this course provided good value for money?



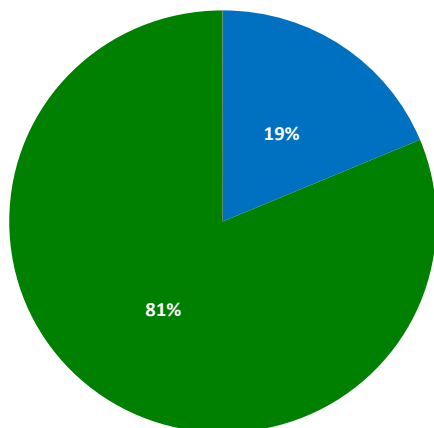
■ Most certainly ■ Certainly ■ Neutral ■ May be ■ Don't think so

How were the facilities and venue?



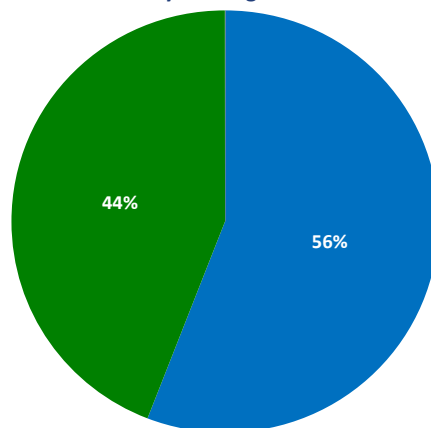
■ Excellent ■ Good ■ Neutral ■ Fair ■ Poor

How were the refreshments and lunch?



■ Excellent ■ Good ■ Neutral ■ Fair ■ Poor

How was the general friendliness of the faculty and organisers?



■ Very friendly ■ Friendly ■ Neutral
■ Not very friendly ■ Can't comment

Individual Comments

Our faculty in the small group was amazing.

JD
University of Liverpool

Good.

SP
University of Liverpool

Very keen tutor.

HL
University of Manchester

Good revision and consolidation of anatomy.

MT
University of Sheffield

Well organised, enthusiastic tutors, relevant for my level.

EH
University of Manchester

Very helpful course, friendly and excellent tutors all willing to help. Lecturer was very keen to ensure everyone understood content well.

LH
Blackpool Victoria Hospital, Blackpool

Excellent, many thanks for your teaching.

LC
Manchester Royal Infirmary, Manchester

Good.

KP
University of Manchester

Very good, well organised.

JH
University of Liverpool

Very good

HR
University of Manchester

Individual Comments

The course provided a good overview of the relevant clinical/surgical anatomy without going in too much depth. Good refresher.

RK

Furness General Hospital, Barrow-in-Furness

Interesting.

YL

University of Manchester

The teaching was good with a variety of cases.

SL

University of Manchester

Good set up, useful to have small sessions to draw on each other.

JD

Royal Blackburn Hospital, Blackburn

James Akman was a great tutor.

Mila Roode

Tameside General Hospital, Ashton-Under-Lyne

The course and the content were well designed and delivered. I found the anatomy clinically relevant and digestible, and have found that it significantly improved my understanding of pathology on clinical attachments since. The facilitator delivered the material at the right pace and level. It may have been useful to revise the coronary circulation and its ECG correlates.

AS

University of Manchester

Very passionate to teach medicine to a very high quality.

JI

University of Liverpool

The course was great and brilliant anatomy revision!

HN

University of Nottingham

Our particular tutor was great.

MY

Warrington Hospital, Warrington

Individual Comments

Very well organised and prepared. The teaching cases were pretty straight forward but the main take away was the application of anatomical knowledge which I found useful and did fulfill my goal. Overall very good.

CB

Very good. Good revision of anatomy I had forgotten

HK

Sandwell General Hospital, West Bromwich



DOCTORS ACADEMY

BETTER EDUCATION. BETTER HEALTH.

Doctors Academy is a UK-based International Non-Profit Organisation comprising of doctors, dentists and scientists that undertakes a diverse range of educational activities globally. The aim of the Academy is to disseminate information and exchange medical knowledge between professionals from diverse backgrounds working in a variety of healthcare settings. This is achieved by the provision of a number of attendance courses, publishing house, online resources and international events/ competitions.

Courses (a selection):

Undergraduate:

- Final Year Medicine and Surgical Revision Courses
- Training the Clinical Anatomy Trainer
- Clinical Anatomy as Applied to Trauma and Emergency Medicine
- Surgical Anatomy of Important Operative Procedures
- Future Surgeons: Key Skills (RCSEd delivered)
- Structured Introduction to Surgical Skills

Postgraduate:

- MRCS Part A
- MRCEM Part A
- MRCS Part B OSCE
- DOHNS: Intensive Revision & OSCE
- Intercollegiate Basic Surgical Skills (RCSEd delivered)
- MRCP PACES Part 2
- FRCS (General Surgery) Exit Exam
- Cadaveric Ultrasound-Guided Musculoskeletal Intervention Course
- Ultrasound-Assisted Botulinum Toxin Injection for Neuromuscular Disorders
- Live Advanced Laparoscopic Colorectal Course



Forthcoming key events:

- **International Medical Summer School**
Manchester, 6th to 10th August 2018
- **International Academic and Research Conference**
Manchester, 11th August 2018
- **World University Anatomy Challenge**
Manchester, 9th and 10th August 2018

Publications



publications.doctorsacademy.org

World Journal of Medical Education & Research



Peer-reviewed academic journal
with ISSN.

- No fee to view, read and download articles
- No subscription charges
- No submission fees
- No manuscript processing fee
- No publishing fee
- No cost to read, write or publish!

wjmer.co.uk

Online Revision Resources

DoctorExams consists of 1000s of questions with detailed explanations in MCQ, EMQ, SBA and SAQ formats. Questions are written by the Doctors Academy group of experienced clinicians and clinical academics, with mock exams and feedback on performance included to aid a candidate's focused revision of topics. Based on past exams, these questions are carefully crafted to suit the requirements of undergraduate students & postgraduate trainees undertaking relevant speciality exams.

Resources for:

- Medical Students
- Dental Students
- International Entrance Exams
- MRCS Exams
- General Surgery Exams
- Plastic Surgery Exams
- DOHNS Exams

www.doctorexams.co.uk

www.doctorsacademy.org