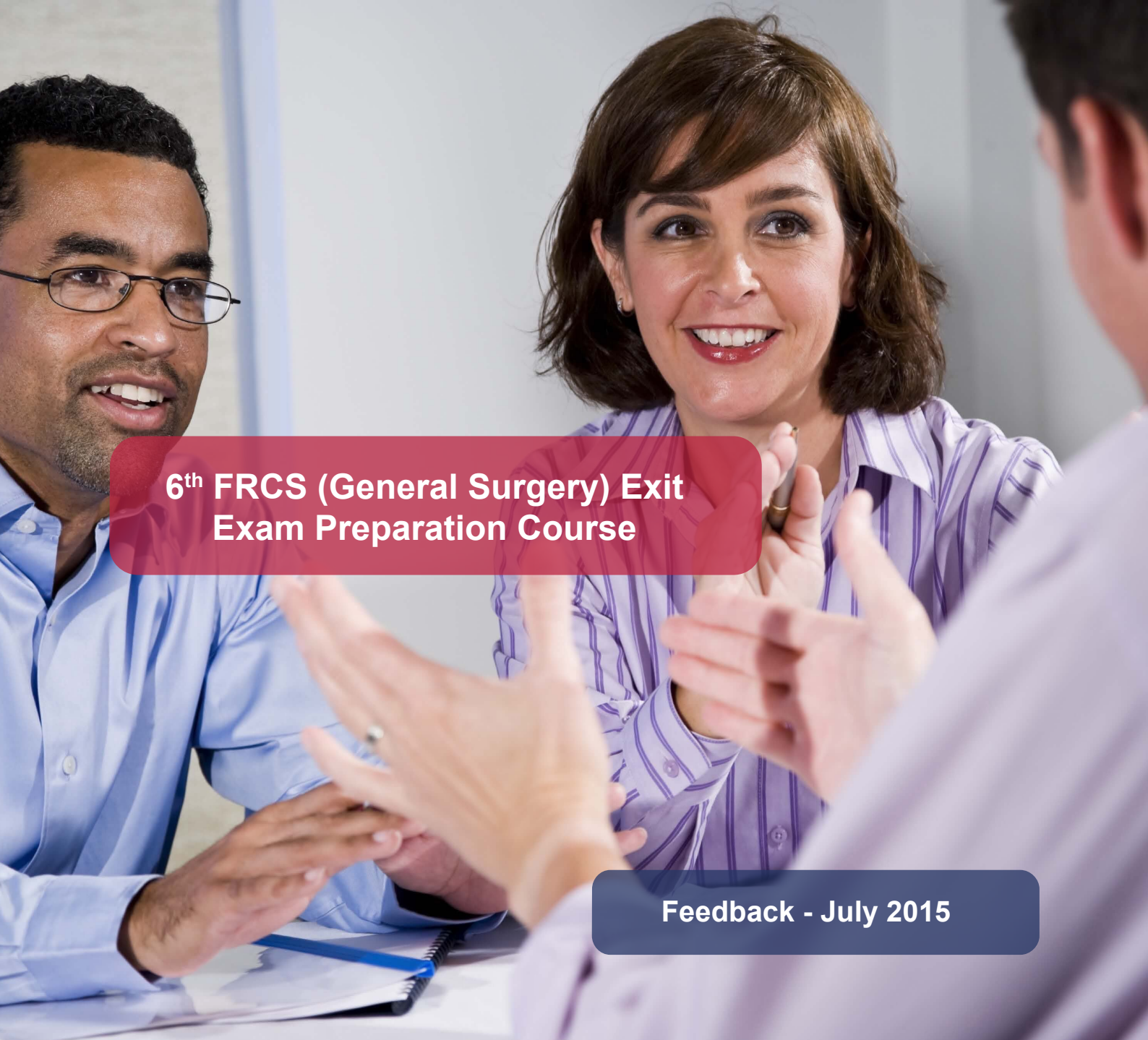




The Christie
School of Oncology



6th FRCS (General Surgery) Exit
Exam Preparation Course

Feedback - July 2015

6th FRCS (General Surgery) Exit Exam Preparation Course

This intensive three-day revision course is designed to help candidates prepare for the Intercollegiate FRCS Examination in General Surgery. Delivered by an experienced group of senior consultants, the course used a combination of direct vivas, interactive discussions, and patients with signs and symptoms to provide the candidate with a focused revision of pertinent topics.

We are pleased to inform you that the 4th Christie FRCS Exit Revision Course in General Surgery was a great success and provided a positive experience for candidates, patients, teaching faculty and the organisers. Through the three days all sub-specialities in General Surgery were covered. In addition to providing key knowledge the unique feature of this course, our one-to-one vivas like in the exam, really put delegate on the spot and tested their knowledge and skills to prepare them for the exam.

We would like to thank all those that taught on the course from Manchester and beyond to provide delegates with inestimable tips and suggestions. A particular mention must go to our esteemed tutor Mr Pradip Datta that conducted most of the interactive teaching. This course follows in the footsteps of his highly acclaimed Caithness FRCS course in Wick, Scotland, that he conducted for over 20 years.

All candidates felt the course was a resounding success with very useful information and tips provided. This is demonstrated by the feedback presented in this document and the continued success of the course.



Course Information

Course date:	17 th - 19 th July 2015
Venue:	Christie Hospital Manchester, UK
Attendance:	22 Delegates
Aimed at:	- Consultants - Speciality Trainees - Registrar Level Doctors

(ST5 or above/ST3 or above in General Surgery)

Strongly advised for trainees that have completed Section 1 (SBA & EMI Component) of the exam, or are thinking of doing it soon.

Course fee: £650.00

Objectives of Course:

- Upon completion a delegate should be confident in their preparation for the oral and clinical parts of Section 2 of the exam.
- A delegate should be able to present and discuss clinical cases as in an exam situation.
- A delegate should of learned correct exam technique to further their preparation.

Endorsed by:



THE ROYAL COLLEGE
OF SURGEONS OF
EDINBURGH

The college awards 18 CPD points for attendance at this course.

Course Programme

Day 1

0815 - 0845	Registration and Coffee	
0845 - 0900	Welcome and Introduction	Mr C R Selvasekar, Convenor
0900 - 0915	Examination techniques - (10 commandments)	Mr Pradip K Datta
0915 - 1045	Upper gastrointestinal tract	Mr Pradip K Datta

1045 - 1115 **Coffee break**

1115 - 1245	Pancreas & Spleen	Mr Pradip K Datta
-------------	-------------------	-------------------

1245 - 1330 **Lunch**

1330 - 1530	Lower gastrointestinal tract	Mr C R Selvasekar
-------------	------------------------------	-------------------

1530 - 1600 **Tea break**

1600 - 1800	Thyroid & Endocrines	Mr Pradip K Datta
-------------	----------------------	-------------------

Close of Day 1

Course Programme

Day 2

0800 - 0900	Trauma and Emergency Surgery	Mr Pradip K Datta
0900 - 1000	Scenario based Critical care	Mr Pradip K Datta
1000 - 1115	Breast	Mr Pradip K Datta

1100 - 1130 **Coffee break**

1130 - 1300	Vascular surgery	Mr Pradip K Datta
-------------	------------------	-------------------

1300 - 1345 **Lunch**

1345 - 1445	Anus and anal canal	Mr CR Selvasekar
1445 - 1600	Head and Neck & Skin lesions	Mr Pradip K Datta

1600 - 1615 **Tea break**

1615 - 1800	Hepatobiliary system	Mr Rahul Deshpande
-------------	----------------------	--------------------

Close of Day 2

1830 - 2030	Course Dinner at Sai Spice, Mauldeth Rd W, Chorlton, Manchester M21 7SP	
-------------	---	--

Course Programme

Day 3

0800 - 0915	Critical care surgery	Ms Vidya Kasipandian
0915 - 0935	Update in Hepatobiliary surgery	Mr Rahul Deshpande
0935 - 0955	Update in Pancreas	Mr Rahul Deshpande

0955 - 1015

Coffee

1015 - 1035	Update in Upper GI Surgery & Bariatrics	Mr Siba senapati and Mr Abdus samee
1035 - 1055	Update in Lower GI surgery	Mr Omer Aziz
1055 - 1115	Update in Vascular surgery	Mr Sriram Rajagopalan
1115 - 1130	Format of the FRCS Section 2 – Tips on how to succeed	Professor Sarah O'Dwyer
1130 - 1150	The FRCS examination – How to pass and avoid pitfalls	Mr Narasimha Srinivasiah / Ms Clare Mason
1150 - 1250	Academic viva (All faculty)	

1250 - 1330

Lunch

1330 - 1730	Clinical case presentation (Long and short cases) and discussion Endocrine	Mr Venkat Srinivasan
	Transplant surgery, AV fistula, CAPD Colorectal/PTS	Mr Tunde Campbell Mr Omer Aziz, Mr James Arthur, Mr Ali Kazem, Ms Clare Mason, Mr Ioannis Peristerakis
	Upper GI/Hepatobiliary	Mr Rahul Deshpande, Mr Siba Senapati
	Breast	Ms Anjana Satpathy

Course Programme

Hernia

Mr Louis Vitone
Mr Andreas Iarentzakis
Mr Ihab Jaradat
Mr Maz Fani

Vascular

Mr Sriram Rajagopalan

1730 - 1745

Summary, Closure and End of Course

Faculty

Mr Chelliah Selvasekar, MD, FRCS

Course Convener

Consultant Colorectal Surgeon

The Christie Hospital, Manchester Hospital, Manchester

Mr Pradip Datta, MBE, MS, FRCSEd

Chair of Faculty and Principal Course Tutor

Honorary Consultant Surgeon

Caithness General Hospital, Wick, Scotland

Dr Mike Braun, MBChB, MRCP, PhD

Consultant in Medical Oncology

The Christie Hospital, Manchester

Miss Caroline Bruce, FRCS

Consultant Colorectal Surgeon

Mid Cheshire Hospitals NHS Foundation Trust, Leighton

Mr Tunde Campbell, MBBS, FWACS, FRCSEd (Gen Surg)

Consultant Transplant Surgeon

Central Manchester University Hospitals

Mr Sumohan Chatterjee, MBBS FRCS (CSIG London) FRCS (Gen Surg)

Consultant Breast Surgeon

Salford Royal Hospital

Dr Dulantha Da Silva, MRCS

Clinical Fellow in Surgery

The Christie Hospital, Manchester

Mr Stuart Enoch, PhD, MRCSEd, MRCS (Eng)

Programme Director

Doctors Academy Group (Intl), Cardiff

Mr Paul Fulford FRCS

Consultant Colorectal Surgeon

The Christie Hospital, Manchester

Mr Magdi Hanafy, MB BCH (Hons), FRCS (Gen Surg)

Consultant Vascular & Paediatric Surgeon

Mid Cheshire Hospitals NHS Foundation Trust, Leighton

Faculty

Dr Vidya Kasipandian, FRCA FFICM

Consultant in Critical Care and Anaesthesia
The Christie Hospital, Manchester

Mr Arif Khan, FRCSEd, FRCS

Consultant General and Colorectal Surgeon
Mid Cheshire Hospitals NHS Foundation Trust, Leighton

Mr Gopal Mahadev, MRCS AFRCS FRCS (Gen Surg)

Consultant Breast Surgeon
Mid Cheshire Hospitals NHS Foundation Trust, Leighton

Miss Sarah O'Dwyer, MD, FRCS

Consultant Colorectal Surgeon
The Christie Hospital, Manchester

Mr Andrew Renehan, PhD, FRCS, FDS

Clinical Senior Lecturer – University of Manchester
Honorary Consultant Colorectal Surgeon
The Christie Hospital, Manchester

Mr Abdus Samee, MS, FRCS, MD, FRCSEd (Gen Surg)

Registrar in General Surgery
University Hospital of North Staffordshire

Mr Siba Senapati, MS, FRCS, FRCS (Gen)

Upper GI Surgeon
Salford Royal Hospital

Mr Venkat Srinivasan, FRCS (Ed) FRCS (ORL)

Consultant ENT/Thyroid Surgeon
Wirral University Teaching Hospital

Mr Roop Tandon, FRCS

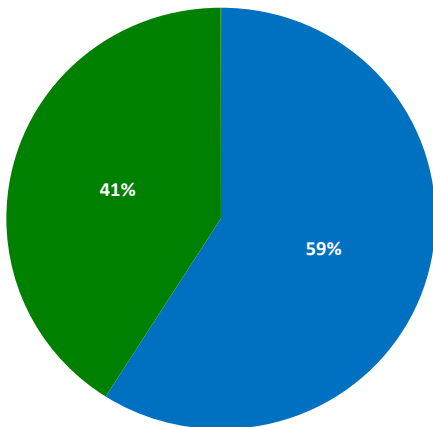
Hon. Consultant, The Christie Hospital, Manchester
Retired Consultant Orthopaedic Surgeon
Surgical Skills Tutor – Royal College of Surgeons of Edinburgh

Mr Malcolm Wilson, MD, FRCS

Consultant Colorectal Surgeon
The Christie Hospital, Manchester

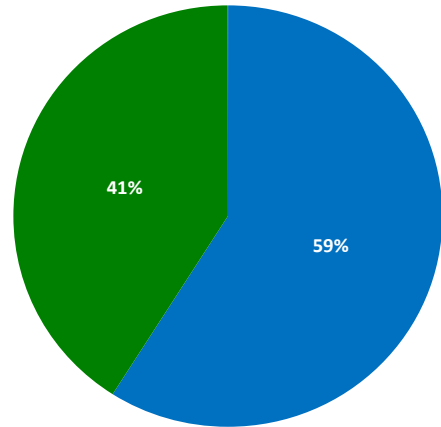
Overall Teaching Feedback

How was the content of the course?



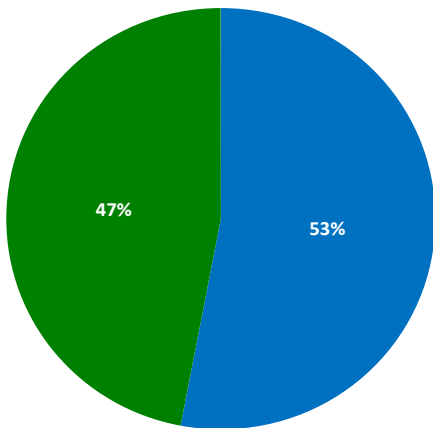
■ Excellent ■ Good ■ Neutral ■ Fair ■ Poor

How was the clarity of presentations?



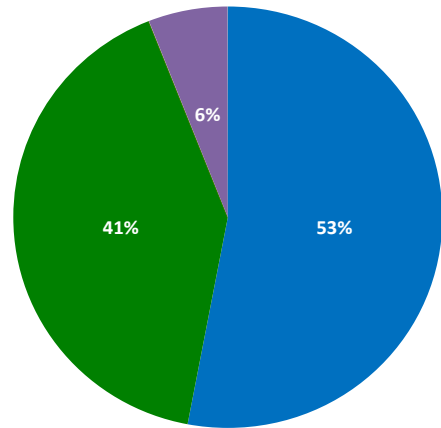
■ Excellent ■ Good ■ Neutral ■ Fair ■ Poor

How do you rate the relevance of the course to your exam?



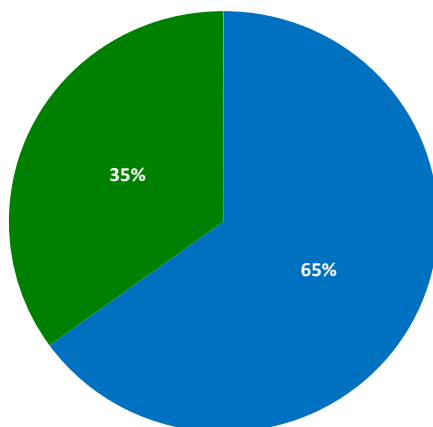
■ Excellent ■ Good ■ Neutral ■ Fair ■ Poor

How would you rate the general academic standard of the lectures?



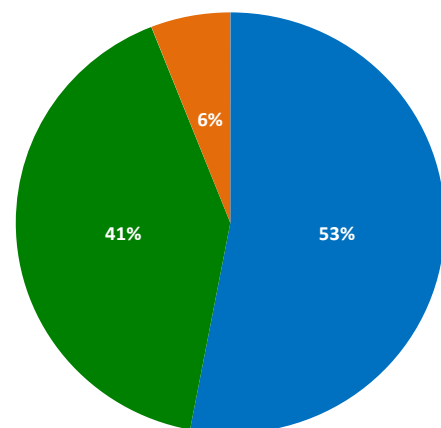
■ Excellent ■ Good ■ Neutral ■ Fair ■ Poor

Examination Techniques - 10 Commandments



■ Excellent ■ Good ■ Neutral ■ Fair ■ Poor

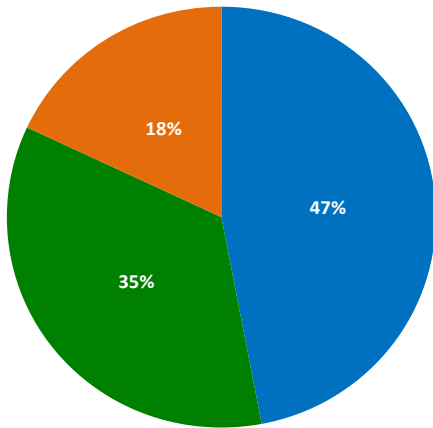
Upper Gastrointestinal Tract (Mr Datta)



■ Excellent ■ Good ■ Neutral ■ Fair ■ Poor

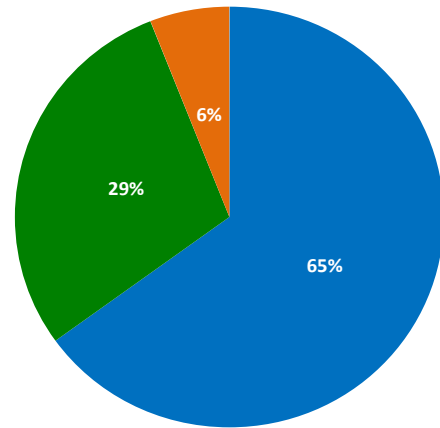
Overall Teaching Feedback

Pancreas & Spleen (Mr Datta)



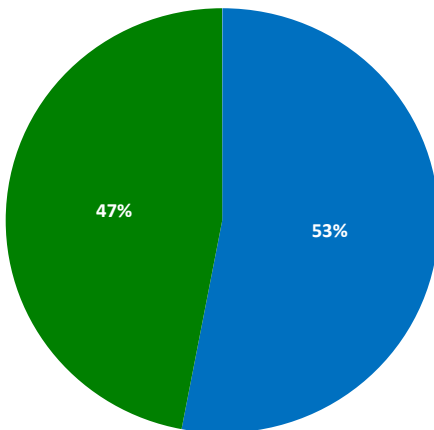
■ Excellent ■ Good ■ Neutral ■ Fair ■ Poor

Colon & Rectum (Mr Selvasekar)



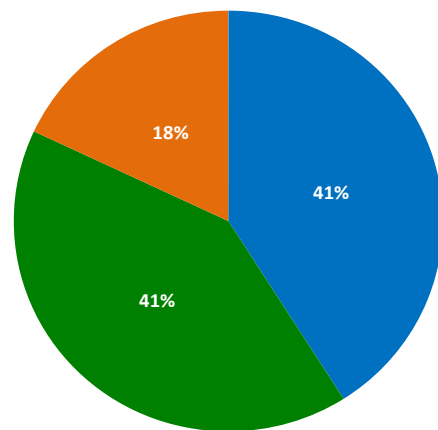
■ Excellent ■ Good ■ Neutral ■ Fair ■ Poor

Thyroid & Endocrines (Mr Datta)



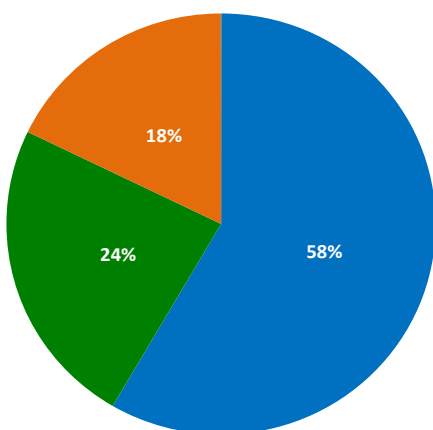
■ Excellent ■ Good ■ Neutral ■ Fair ■ Poor

Trauma & Emergency Surgery (Mr Datta)



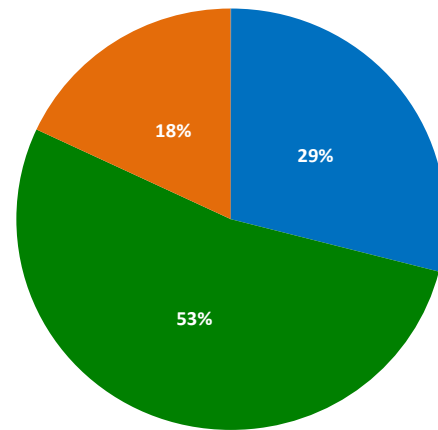
■ Excellent ■ Good ■ Neutral ■ Fair ■ Poor

Critical Care – Surgical Cases (Mr Datta)



■ Excellent ■ Good ■ Neutral ■ Fair ■ Poor

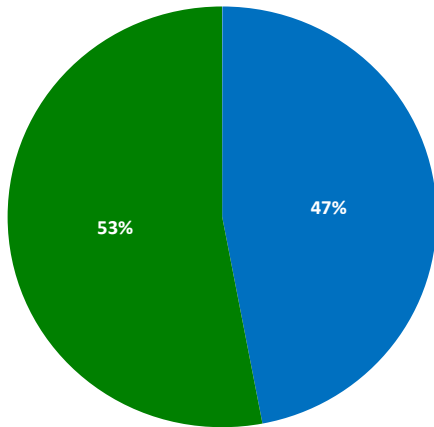
Breast (Mr Datta)



■ Excellent ■ Good ■ Neutral ■ Fair ■ Poor

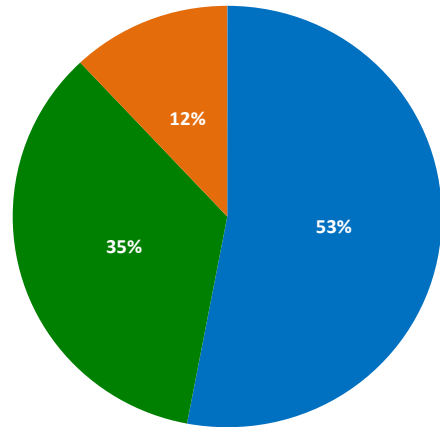
Overall Teaching Feedback

Vascular Surgery (Mr Datta)



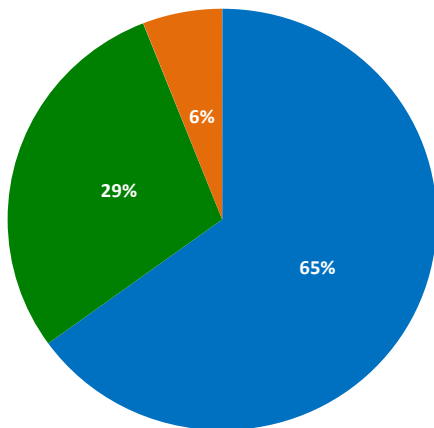
■ Excellent ■ Good ■ Neutral ■ Fair ■ Poor

Anus & Anal Canal (Mr Selvasekar)



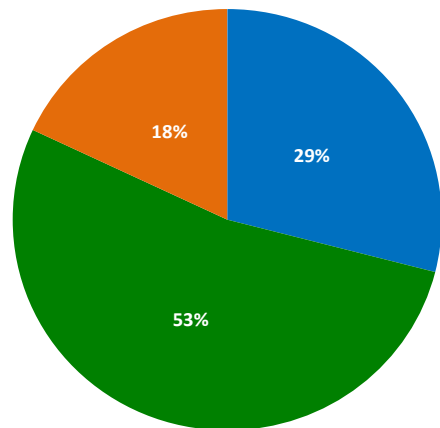
■ Excellent ■ Good ■ Neutral ■ Fair ■ Poor

Head & Neck (Mr Datta)



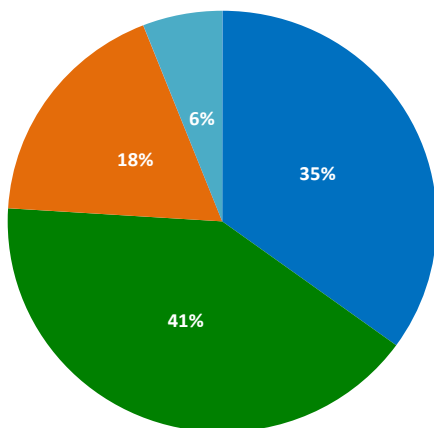
■ Excellent ■ Good ■ Neutral ■ Fair ■ Poor

Skin Conditions (Mr Datta)



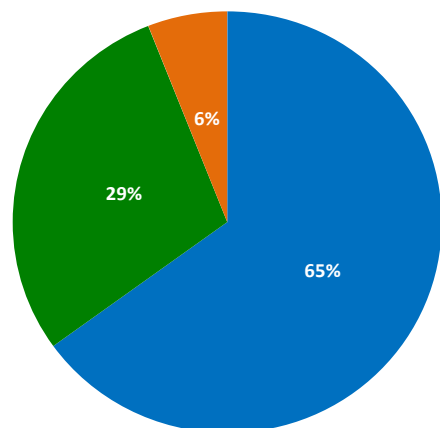
■ Excellent ■ Good ■ Neutral ■ Fair ■ Poor

Hepatobiliary (Mr Deshpande)



■ Excellent ■ Good ■ Neutral ■ Fair ■ Poor

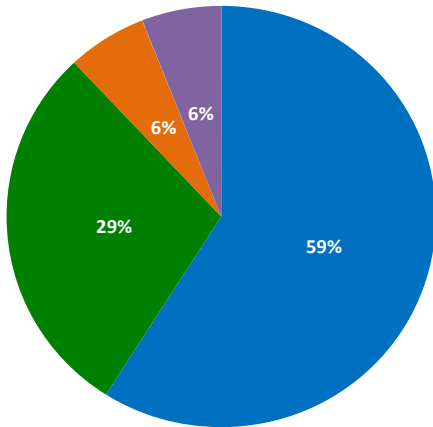
Critical Care for Surgeons (Ms Kasipandian)



■ Excellent ■ Good ■ Neutral ■ Fair ■ Poor

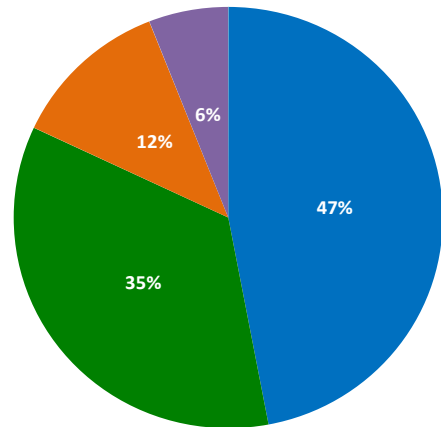
Overall Teaching Feedback

Update in HPB Surgery



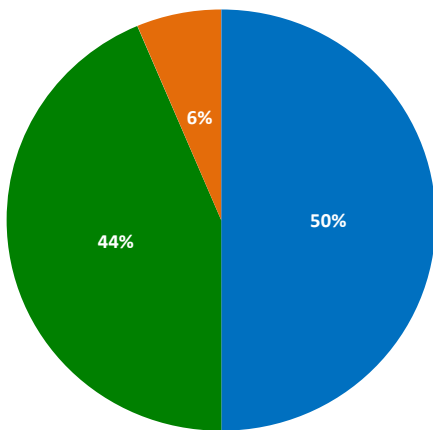
■ Excellent ■ Good ■ Neutral ■ Fair ■ Poor

Update in Pancreas



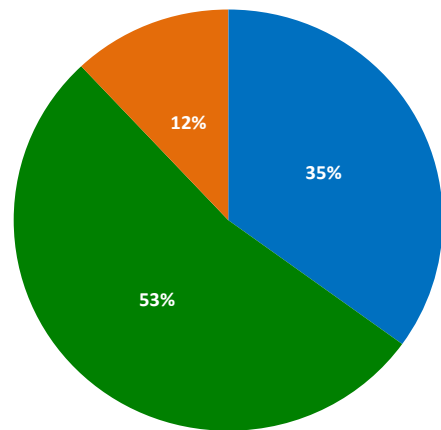
■ Excellent ■ Good ■ Neutral ■ Fair ■ Poor

Update in Colorectal Surgery



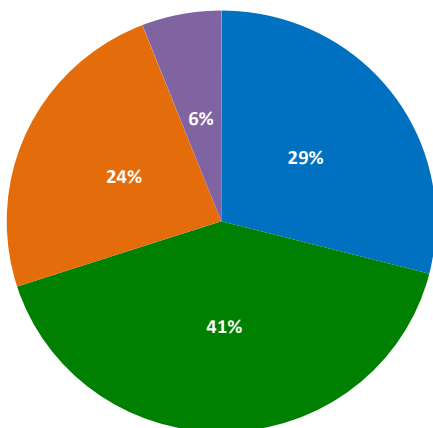
■ Excellent ■ Good ■ Neutral ■ Fair ■ Poor

Update in Vascular Surgery



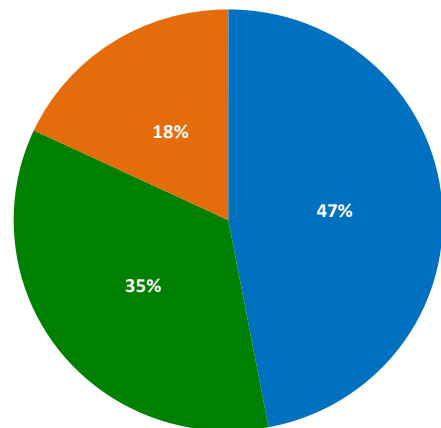
■ Excellent ■ Good ■ Neutral ■ Fair ■ Poor

Update in Bariatric Surgery



■ Excellent ■ Good ■ Neutral ■ Fair ■ Poor

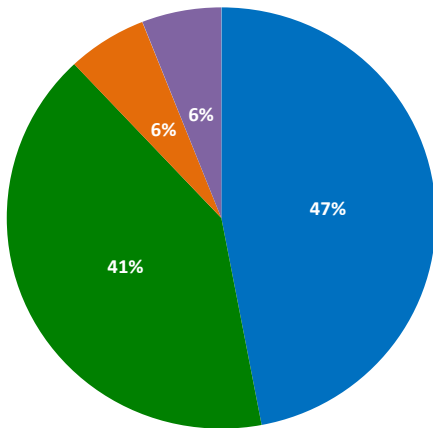
Tips on FRCS Section 2 Exam



■ Excellent ■ Good ■ Neutral ■ Fair ■ Poor

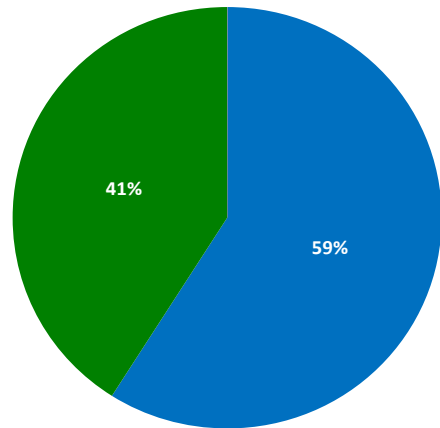
Overall Teaching Feedback

Academic Viva



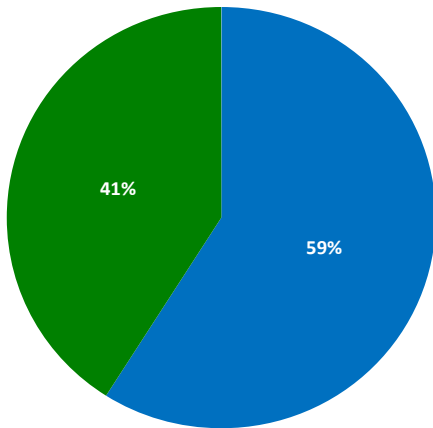
■ Excellent ■ Good ■ Neutral ■ Fair ■ Poor

Clinical Cases - Endocrine



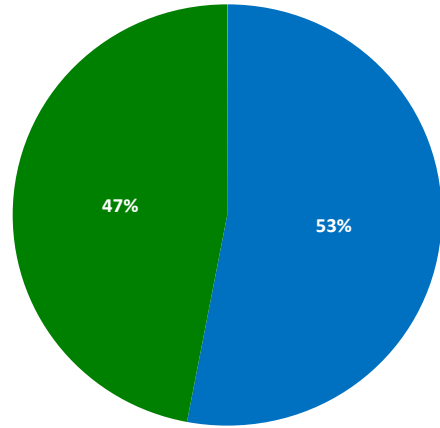
■ Excellent ■ Good ■ Neutral ■ Fair ■ Poor

Clinical Cases – Vascular Surgery



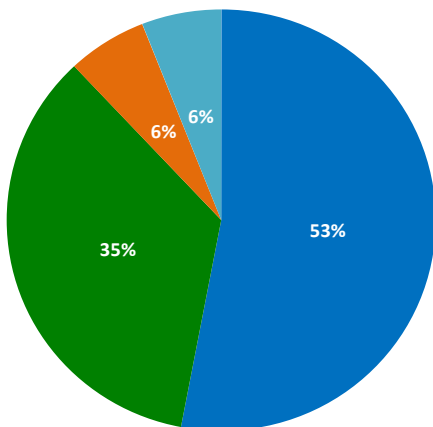
■ Excellent ■ Good ■ Neutral ■ Fair ■ Poor

Clinical Cases – Colorectal Surgery



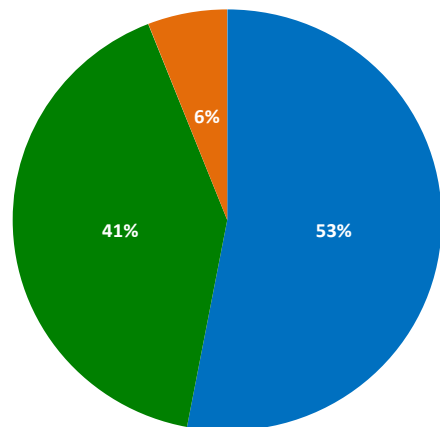
■ Excellent ■ Good ■ Neutral ■ Fair ■ Poor

Clinical Cases – Upper GI Surgery



■ Excellent ■ Good ■ Neutral ■ Fair ■ Poor

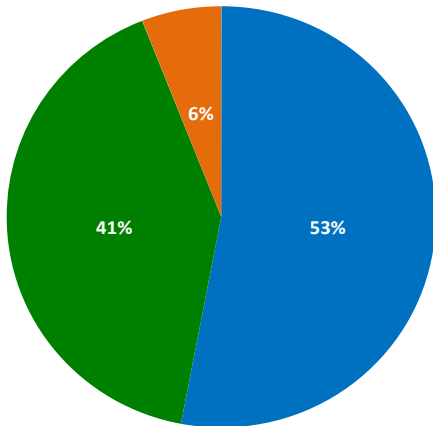
Clinical Cases – Breast



■ Excellent ■ Good ■ Neutral ■ Fair ■ Poor

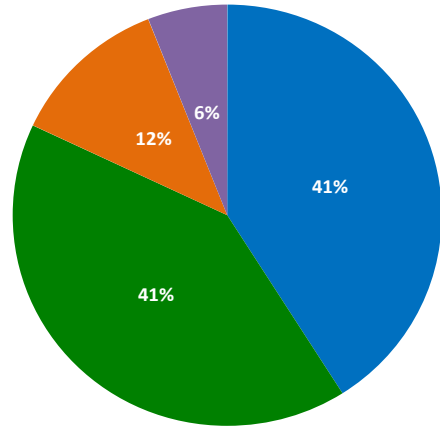
Overall Teaching Feedback

Clinical Cases – General



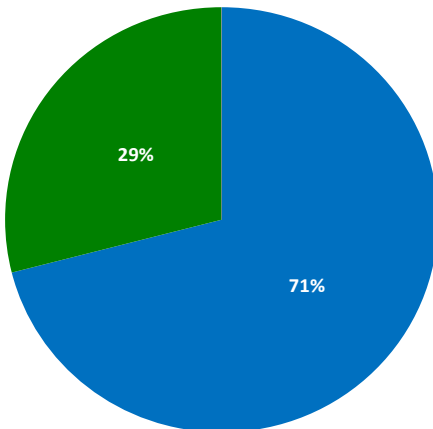
■ Excellent ■ Good ■ Neutral ■ Fair ■ Poor

Clinical Cases – Transplant



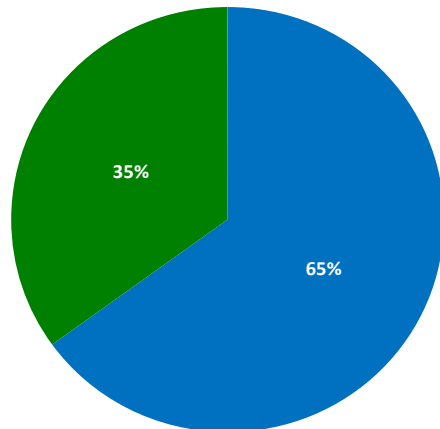
■ Excellent ■ Good ■ Neutral ■ Fair ■ Poor

How was the general friendliness of the faculty and organisers?



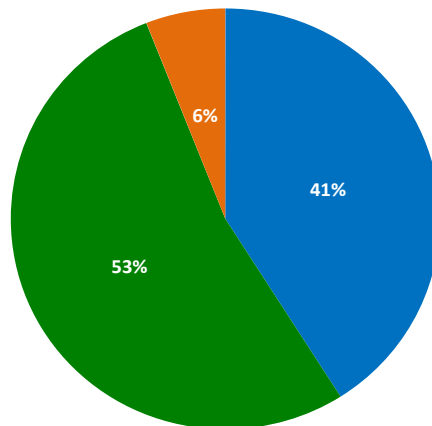
■ Very friendly ■ Friendly ■ Neutral ■ Not very friendly ■ Can't comment

Would you recommend this course to a friend?



■ Most certainly ■ Certainly ■ Probably ■ Unlikely ■ Not at all

Do you think that this course provided good value for money?



■ Most certainly ■ Certainly ■ Probably ■ Unlikely ■ Not at all

Individual Comments

Clinical scenarios with real patients were very important for exam preparation.

OY

Pilgrim Hospital, Boston, UK

I thought it was well done.

FA

Great Western Hospital, Swindon, UK

This is a very useful course in terms of to know areas of my weakness, areas to improve during presentation, knowing important bits of other specialties' finer aspects in terms of recent updates, familiarising myself with uncharted territories during the presentation of other candidates and also knowing other candidates as well as their preparation. Great set of young and experienced faculty members under the leadership of Mr. Datta (as rightly said as the 'Abraham' of surgical teaching) was a key point of the course. Huge thanks to the team for organizing such a big event successfully and keeping the time well. I enjoyed the course thoroughly and now the time for showing up a successful outcome, hopefully!

KR

St Richard's Hospital, Chichester, UK

Very good course. Very useful for the exam and the timing was perfect.

Mr Shenbaga Kumar Rajamanickam
Royal Bolton Hospital, Bolton, UK

I found the course useful and relevant to the exam preparation. Good course.

AS

St Thomas' Hospital, London, UK

The course was excellent, scientific and provided good value for money. I will definitely recommend it to my friends.

MH

Taha Al emadi hospital, Doha, Qatar

I found the course useful and relevant to the exam preparation. Excellent course.

DM

Gloucestershire Royal Hospital, Gloucester, UK

Felt useful.

PA

Bedford Hospital, Bedford, UK

Individual Comments

The course definitely tells us what to expected from the candidate during the exam. I found this course very useful and will strongly recommend it to my colleagues.

FR

Addenbrooke's Hospital, Cambridge, UK

The content of the course was good and relevant. The presentations were clear. I will recommend this to others preparing for the exam.

PA

National Cancer Institute - Maharagama, Sri Lanka

It was an excellent course for the whole viva and tremendous effort went into it.

MM

Kingston Hospital, Kingston upon Thames, UK

Excellent course and faculty. Good quality presentations. Relevant for exam preparations.

OS

Johns Hopkins Aramco Healthcare, Saudi Arabia

The course was good and provided excellent value for money. I will definitely recommend it to my friends.

MM

Jalan Bani Bu Ali Al Sayed Hospital, Saudi Arabia

The course was good and provided excellent value for money. I found the course useful and relevant to the exam preparation.

MK

Ninewells Hospital, Dundee, UK

I thought that it was a excellent course. Well timed. I will recommend it to others.

ND

Royal Liverpool University Hospital, Liverpool, UK

Very well organised and run course. The attention to detail was really impressive.

SV

Maidstone Hospital, Maidstone, UK

The course was good and provided excellent value for money.

WL

Countess of Chester Hospital, Chester, UK



DOCTORS ACADEMY

BETTER EDUCATION. BETTER HEALTH.

Doctors Academy is an UK-based International Non-Profit Organisation comprising of doctors, dentists and scientists that undertakes a diverse range of educational activities globally. The aim of the Academy is to disseminate information and exchange medical knowledge between professionals from diverse backgrounds working in a variety of healthcare settings. This is achieved by the provision of a number of attendance courses, publishing house, online resources and international events/ competitions.

Courses (a selection):

Undergraduate:

- Final Year Medicine and Surgical Revision Courses
- Training the Clinical Anatomy Trainer
- Clinical Anatomy as Applied to Trauma and Emergency Medicine
- Surgical Anatomy of Important Operative Procedures
- Future Surgeons: Key Skills (RCSEd delivered)
- Structured Introduction to Surgical Skills

Postgraduate:

- MRCS Part A
- MRCEM Part A
- MRCS Part B OSCE
- DOHNS: Intensive Revision & OSCE
- Intercollegiate Basic Surgical Skills (RCSEd delivered)
- MRCP PACES Part 2
- FRCS (General Surgery) Exit Exam
- Cadaveric Ultrasound-Guided Musculoskeletal Intervention Course
- Ultrasound-Assisted Botulinum Toxin Injection for Neuromuscular Disorders
- Live Advanced Laparoscopic Colorectal Course



Forthcoming key events:

- **International Medical Summer School**
Manchester, 1st - 5th August 2016
- **International Academic and Research Conference**
Manchester, 6th August 2016
- **World University Anatomy Challenge**
Manchester, 5th August 2016

Publications



publications.doctorsacademy.org

World Journal of Medical Education & Research



Peer-reviewed academic journal
with ISSN.

- No fee to view, read and download articles
- No subscription charges
- No submission fees
- No manuscript processing fee
- No publishing fee
- No cost to read, write or publish!

wjmer.co.uk

Online Revision Resources

DoctorExams consists of 1000s of questions with detailed explanations in MCQ, EMQ, SBA and SAQ formats. Questions are written by the Doctors Academy group of experienced clinicians and clinical academics, with mock exams and feedback on performance included to aid a candidate's focused revision of topics. Based on past exams, these questions are carefully crafted to suit the requirements of undergraduate students & postgraduate trainees undertaking relevant speciality exams.

Resources for:

- Medical Students
- Dental Students
- International Entrance Exams
- MRCS Exams
- General Surgery Exams
- Plastic Surgery Exams
- DOHNS Exams

www.doctorexams.co.uk

www.doctorsacademy.org