

**Cardiff MRCS OSCE Course:
Clinical Examination and
Communication Skills**

Feedback - September 2019

Cardiff MRCS OSCE Course: Clinical Examination and Communication Skills

This intensive one-day revision course covered the clinical examination and communication skills components of the MRCS Part B exam. The course aimed to consolidate the trainee's understanding of the clinical consultation skills component of the exam, and aided the trainee's ability to perform clinical examinations efficiently and present the findings to the examiner in a systematic yet concise manner. The forenoon session covered all the important clinical examinations that are tested in the exam and the afternoon session was dedicated to structured interviews, communication skills workstations, and information giving / information gathering / breaking bad news. About 6-8 patient-centred clinical scenarios were used to reflect the situations experienced in everyday practice; these scenarios were also in line with what is commonly tested in the exam. There was the opportunity for every participant to participate in performing clinical examinations and to engage in role-play scenarios.

Course Information

Course Date:	22nd September 2019
Venue:	Outpatient Department, University Hospital of Wales, Cardiff
Attendance:	30 Delegates
Aimed at:	Delegates looking to take their membership to the Royal College of Surgeons Part B exam.
Course Fee:	£195.00



Surgical trainees can apply to be sponsored by ASiT to receive a bursary to attend this course.



Course Programme

0840 - 0850 Registration

0850 - 0905 Introduction to the Course and Grouping of Candidates

0910 - 1300 (With Refreshment Break from 1100 - 1120)

Clinical Examination Sessions

Candidates were divided into small groups and taken through the following clinical examinations on simulated patients:

- Examination of the abdomen and abdominal organs
- Examination of cranial nerves
- Examination of varicose veins
- Examination of the arterial system
- Examination of the cardiorespiratory system
- Examination of the hip and knee
- Examination of the shoulder and back

1300 - 1345

Lunch Break

1350 - 1715 (With Refreshment Break from 1530 - 1550)

Clinical Consultation Skills Sessions (Communication Skills)

These stations will consist of, amongst others:

- Information giving and information gathering
- Challenging situation/patient
- Difficult consultation
- Breaking bad news
- Explaining a diagnosis or discussing management options
- Consent in surgery
- Telephone communication

1715 - 1730 Summary and Feedback

1740 End of Course

Faculty

Tutors

Mr Abhijeet Kumar, MBBS, MS(Orth), DNB(Orth), MNAMS, MCh, MRCS

Speciality Registrar in Trauma and Orthopaedics
Royal Gwent Hospital, Newport

Mr Ayush Singh, MBBS, MS(Orth), DNB (Orth), MRCS

Speciality Registrar in Trauma and Orthopaedics
All Wales Deanery

Mr Charles Wallace, MD, MRCS

Registrar in Trauma and Orthopaedics
Homerton University Hospital, London

Mr Edmund Leung, DMedSci, MRCS, FRCS

Consultant General Surgeon
Hereford County Hospital, Hereford

Mr James Olivier, BMBS, BMedSci, MRCS

Speciality Trainee in General Surgery
Musgrove Park Hospital, Taunton

Mr Joseph Merola, MRCS (Eng)

Clinical Fellow in Neurosurgery
University Hospital of Wales, Cardiff

Mr Kevin Conway, MB BCh, MD, FRCS (Gen Surg)

Consultant Vascular Surgeon
Royal Glamorgan Hospital, Llantrisant

Mr Kumar Kaushik Dash, MBBS, MRCS(Ed)

Speciality Registrar in Orthopaedics
Golden Jubilee National Hospital, Clydebank

Ms Swati Bhasin, MRCS

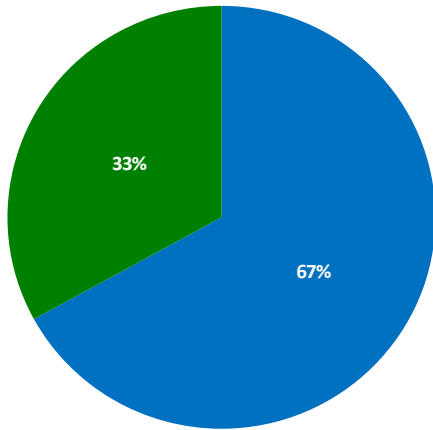
Speciality Trainee in Surgery
Royal Wolverhampton Hospitals NHS Foundation Trust

Mr Vipul Garg, MBBS, MS, MRCS

Speciality Doctor in Orthopaedic Surgery
Wrexham Maelor Hospital, Wrexham

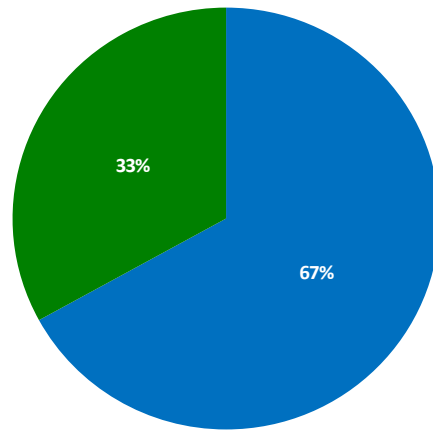
Overall Teaching Feedback

How was the content of the course?



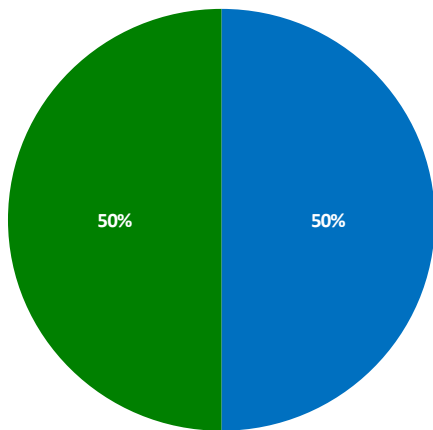
■ Excellent ■ Very good ■ Neutral ■ Fair ■ Poor

How was the clarity of the demonstrations?



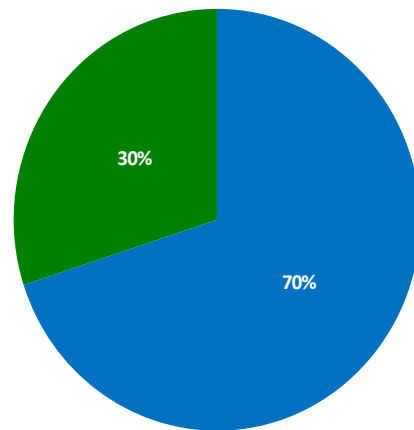
■ Excellent ■ Very good ■ Neutral ■ Fair ■ Poor

Did you get sufficient time to learn in every station?



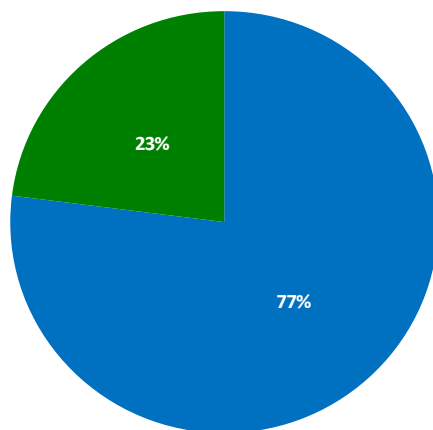
■ Most certainly ■ Certainly ■ Neutral ■ Limited ■ Not at all

How would you rate the general academic standard of the faculty?



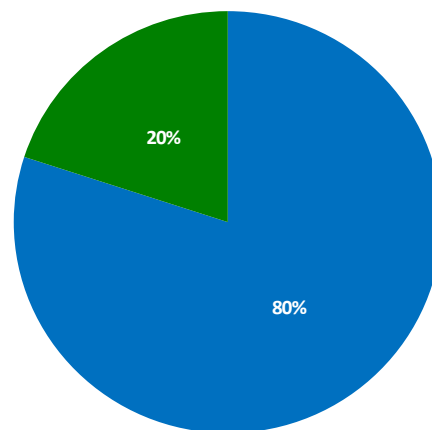
■ Excellent ■ Very good ■ Neutral ■ Fair ■ Poor

Vascular (Venous)



■ Excellent ■ Good ■ Neutral ■ Fair ■ Poor

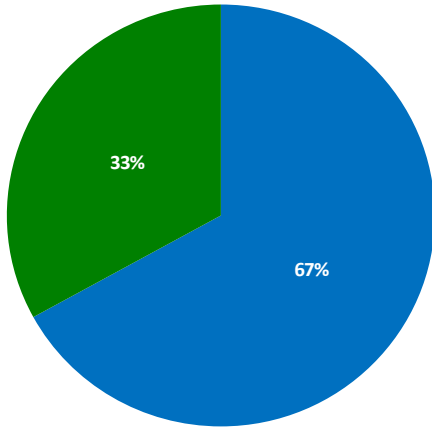
Vascular (Arterial)



■ Excellent ■ Good ■ Neutral ■ Fair ■ Poor

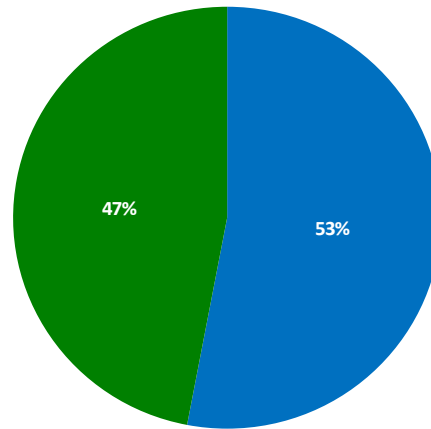
Overall Teaching Feedback

Hip and Knee Examination



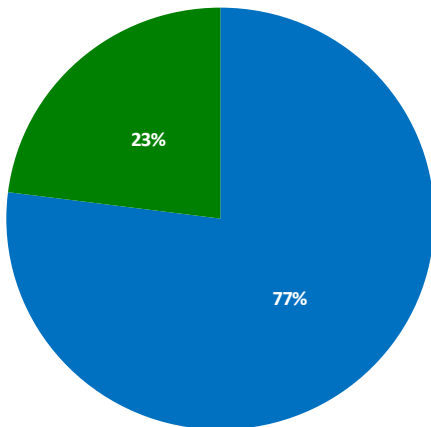
■ Excellent ■ Good ■ Neutral ■ Fair ■ Poor

Neck



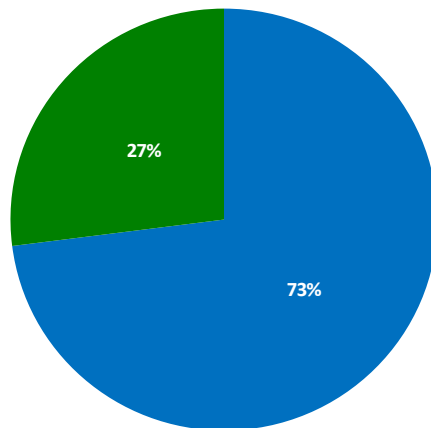
■ Excellent ■ Good ■ Neutral ■ Fair ■ Poor

Cranial Nerves



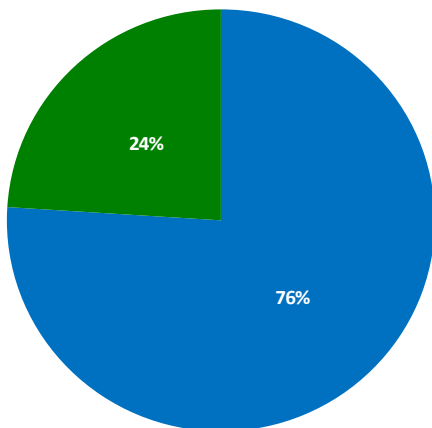
■ Excellent ■ Good ■ Neutral ■ Fair ■ Poor

Abdomen



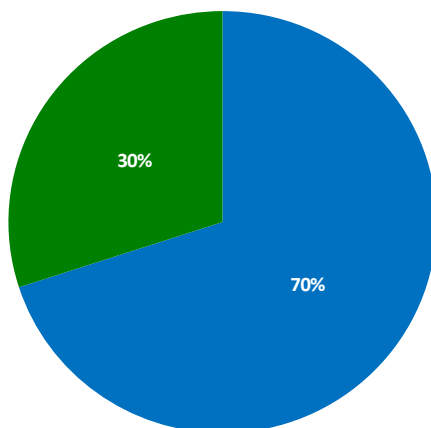
■ Excellent ■ Good ■ Neutral ■ Fair ■ Poor

Shoulder and Back Examination



■ Excellent ■ Good ■ Neutral ■ Fair ■ Poor

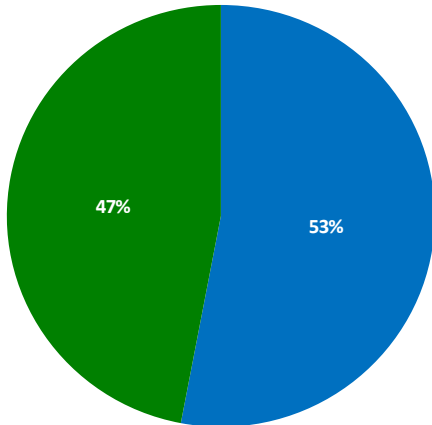
Peripheral Vascular Disease



■ Excellent ■ Good ■ Neutral ■ Fair ■ Poor

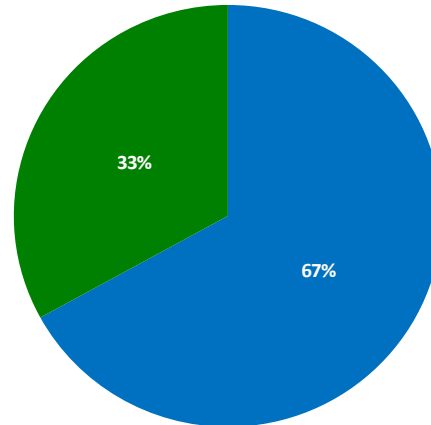
Overall Teaching Feedback

Consenting for Cerebral Angiogram



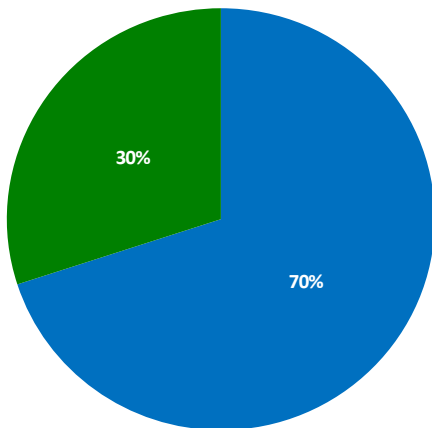
■ Excellent ■ Good ■ Neutral ■ Fair ■ Poor

Cancelled Operation (Thyroidectomy)



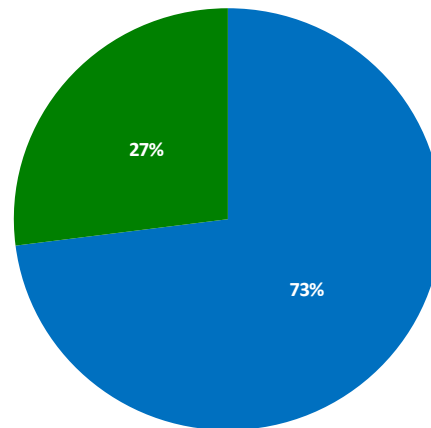
■ Excellent ■ Good ■ Neutral ■ Fair ■ Poor

Cancelled Operation (Arthroscopy)



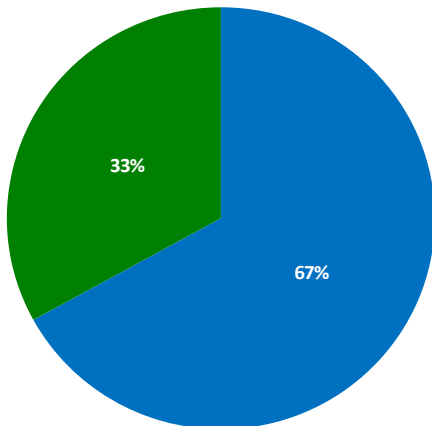
■ Excellent ■ Good ■ Neutral ■ Fair ■ Poor

History Taking for PR Bleed and Colorectal Cancer



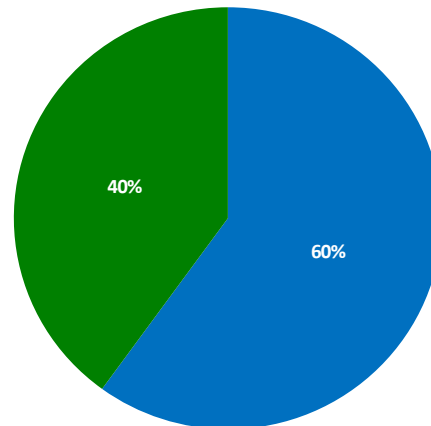
■ Excellent ■ Good ■ Neutral ■ Fair ■ Poor

History Taking for Breast Lump and Breast Cancer



■ Excellent ■ Good ■ Neutral ■ Fair ■ Poor

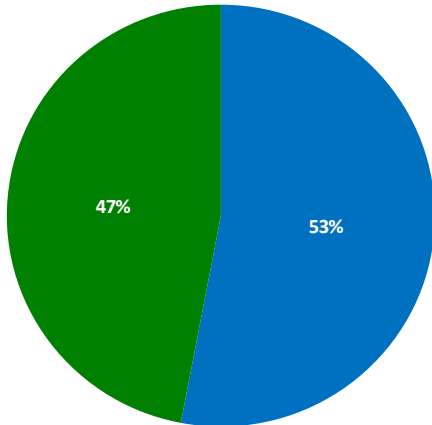
Breaking Bad News on Brain Tumour (Glioblastoma Multiforme)



■ Excellent ■ Good ■ Neutral ■ Fair ■ Poor

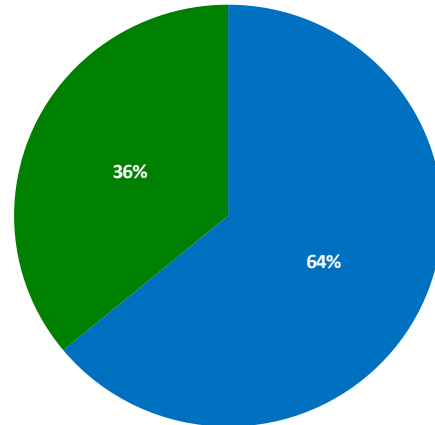
Overall Teaching Feedback

Telephone Communication (Lower Limb Fracture)



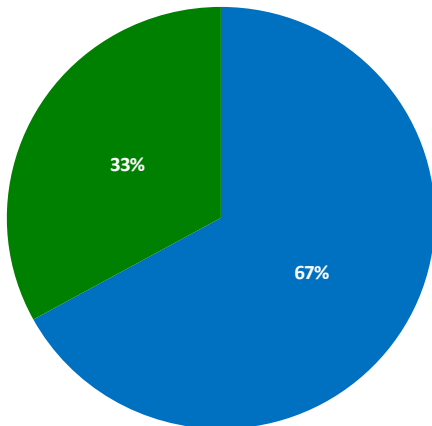
■ Excellent ■ Good ■ Neutral ■ Fair ■ Poor

Would you recommend this course to a friend?



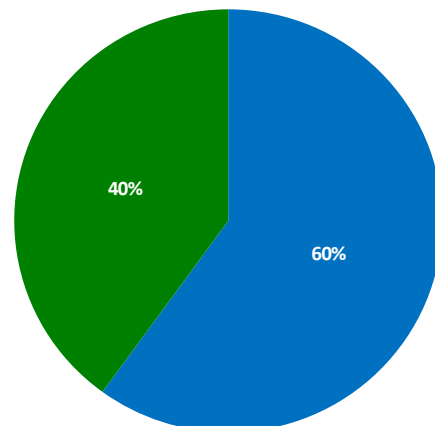
■ Most certainly ■ Certainly ■ Neutral ■ Maybe ■ Don't think so

Do you think that this course provided good value for money?



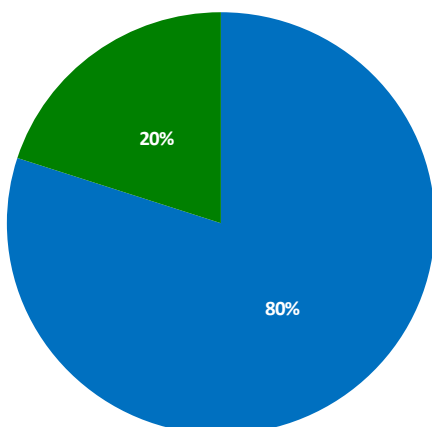
■ Most certainly ■ Certainly ■ Neutral ■ Maybe ■ Don't think so

How were the facilities and venue?



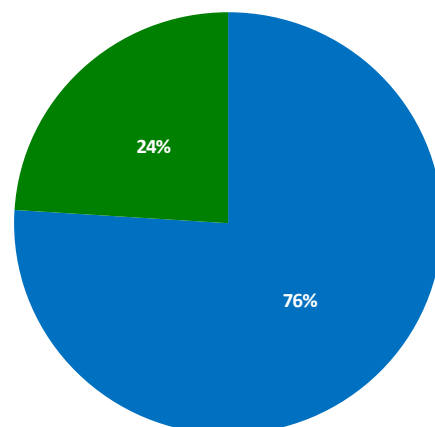
■ Excellent ■ Good ■ Neutral ■ Fair ■ Poor

How were the refreshments and lunch?



■ Excellent ■ Good ■ Neutral ■ Fair ■ Poor

How was the general friendliness of the faculty and organisers?



■ Very friendly ■ Friendly ■ Neutral ■ Not very friendly ■ Can't comment

Individual Comments

It was very good.

ED
South Warwickshire NHS Foundation Trust, United Kingdom

It was well-designed and efficient.

KW
Kingston Public Hospital, Kingston, Jamaica

Great.

MA
Mackay Base Hospital, Queensland, Australia

It was very good.

MM
Leicester Royal Infirmary, Leicester, United Kingdom

Great.

TM
Western General Hospital, Edinburgh, United Kingdom

The course provided an excellent review of exam topics, with a very good faculty.

CK
University Hospital Limerick, Limerick, Ireland

It was very good.

SS
Whipps Cross University Hospital, London, United Kingdom

The content and teaching were excellent.

VK
Wrightington, Wigan and Leigh NHS Trust, United Kingdom

Great.

TB
Western General Hospital, Edinburgh, United Kingdom

Excellent.

MS
Royal Preston Hospital, Preston, United Kingdom

Individual Comments

Good.

AT

Cambridge University Hospitals NHS Foundation Trust, United Kingdom

This was a very intense course, but it gave me an overall picture of what to expect in the exam and how much we needed to learn.

IO

Royal Glamorgan Hospital, Llantrisant, United Kingdom

It was a worthwhile experience.

SS

Wrightington, Wigan and Leigh NHS Trust, United Kingdom

I enjoyed the course; it was a good experience before going into the exam, and it increased my confidence level.

JA

Jos University Teaching Hospital, Jos, Nigeria

The course was very good; it has the potential to be the best.

SN

Scunthorpe General Hospital, Scunthorpe, United Kingdom

This was an excellent course; I will be recommending it to my colleagues.

EC

Derriford Hospital, Plymouth, United Kingdom

The course provided excellent preparation for the exam.

EM

Cork University Hospital, Cork, Ireland

It was very good.

ZK

Lister Hospital, Stevenage, United Kingdom

The content and support from the tutors were excellent. I would recommend this course to anyone applying for the MRCS Part B. It's a very solid course.

RP

Hamad Medical Corporation, Qatar

Individual Comments

Brilliant. I think the crux of the usefulness of this course hinges on doing the preparatory work. I would suggest that this is strongly recommended to future attendees.

BA

Aberdeen Royal Infirmary, Aberdeen, United Kingdom



DOCTORS ACADEMY

BETTER EDUCATION. BETTER HEALTH.

Doctors Academy is a UK-based International Non-Profit Organisation comprising of doctors, dentists and scientists that undertakes a diverse range of educational activities globally. The aim of the Academy is to disseminate information and exchange medical knowledge between professionals from diverse backgrounds working in a variety of healthcare settings. This is achieved by the provision of a number of attendance courses, publishing house, online resources and international events / competitions.

Courses (a selection):

Undergraduate:

- Final Year Medicine and Surgical Revision Courses
- Training the Clinical Anatomy Trainer
- Clinical Anatomy as Applied to Trauma and Emergency Medicine
- Surgical Anatomy of Important Operative Procedures
- Future Surgeons: Key Skills (RCSEd delivered)
- Structured Introduction to Surgical Skills

Postgraduate:

- MRCS Part A
- MRCEM Part A
- MRCS Part B OSCE
- DOHNS: Intensive Revision & OSCE
- Intercollegiate Basic Surgical Skills (RCSEd delivered)
- MRCP PACES Part 2
- FRCS (General Surgery) Exit Exam
- Cadaveric Ultrasound-Guided Musculoskeletal Intervention Course
- Ultrasound-Assisted Botulinum Toxin Injection for Neuromuscular Disorders
- Live Advanced Laparoscopic Colorectal Course



Forthcoming key events:

- International Medical Summer School
- International Academic and Research Conference
- World University Anatomy Challenge

Publications



publications.doctorsacademy.org

World Journal of Medical Education & Research



Peer-reviewed academic journal with ISSN.

- No fee to view, read and download articles
- No subscription charges
- No submission fees
- No manuscript processing fee
- No publishing fee
- No cost to read, write or publish!

wjmer.co.uk

Online Revision Resources

DoctorExams consists of 1000s of questions with detailed explanations in MCQ, EMQ, SBA and SAQ formats. Questions are written by the Doctors Academy group of experienced clinicians and clinical academics, with mock exams and feedback on performance included to aid a candidate's focused revision of topics. Based on past exams, these questions are carefully crafted to suit the requirements of undergraduate students & postgraduate trainees undertaking relevant speciality exams.

Resources for:

- Medical Students
- Dental Students
- International Entrance Exams
- MRCS Exams
- General Surgery Exams
- Plastic Surgery Exams
- DOHNS Exams

www.doctorexams.co.uk

www.doctorsacademy.org