

**Cardiff MRCS OSCE Course:
Clinical Examination &
Communication Skills**

Feedback - April 2017

Cardiff MRCS OSCE: Clinical Examination & Communication Skills

This intensive one-day revision course covered the clinical examination and communication components of the MRCS Part B exam, placing special emphasis on clinical consultation skills.

The course aimed to consolidate the delegates' understanding of the clinical consultation skills component of the exam. It also intended to aid the delegates' ability to perform clinical examinations efficiently by encouraging them to present their findings to the examiner in a systematic yet concise manner.

The morning session covered all of the important clinical examinations which are tested in the exam while the afternoon session was dedicated to communication skills workstations, structured interviews, and practical skills. Six patient-centred clinical scenarios were used to reflect the situations experienced in everyday practice. These scenarios are in line with what is commonly tested in the MRCS exam. A total of 36 delegates attended the course and their feedback has been collated in this document.

Course Information

Course date:	23rd April 2017
Venue:	Doctors Academy International Institute for Medical Education Cardiff
Attendance:	36 delegates
Aimed at:	Delegates looking to take their membership to the Royal College of Surgeons Part B exam.
Course fee:	£195.00



Surgical trainees can apply to be sponsored by ASiT to receive a bursary to attend this course.



Course Programme

0840 - 0850	Registration
0850 - 0905	Introduction to course and grouping of candidates
0910 - 1300	(with refreshment break from 1100 – 1120)

Clinical Examination Sessions

Candidates were divided into small groups and taken through the following clinical examinations on simulated patients:

- Examination of abdomen and abdominal organs
- Examination of hernia
- Examination of varicose veins
- Examination of arterial system
- Examination of cardiorespiratory system
- Examination of hip and knee
- Examination of shoulder and back

1300 - 1345	Lunch Break
--------------------	--------------------

1350 - 1715	(with refreshment break from 1530 - 1550)
--------------------	---

Clinical Consultation Skills Sessions (Communication Skills)

These stations will consist of, amongst others:

- Information giving and information gathering
- Challenging situation/patient
- Difficult consultation
- Breaking bad news
- Explaining a diagnosis or discussing management options
- Consent in surgery
- Telephone communication

1715 - 1730	Summary and Feedback
--------------------	----------------------

1740	End of Course
-------------	---------------

Faculty

Tutors

Mr Kevin Conway, MB BCh, MD, FRCS (Gen Surg)

Consultant Vascular Surgeon

Royal Glamorgan Hospital

Mr Mike Rees, MBChB, MRCS

Specialist Registrar in General Surgery

Royal Gwent Hospital, Newport

Dr Raea Clarke, MBBS, MRCP, DFRS, PGCertMedEd

Crwys Medical Centre, Cardiff

GP Lecturer in Community Clinical Learning, Cardiff University

Mr Vishal Kumar, MBBS, MRCS

Specialist Registrar in Trauma and Orthopaedics

Glan Clwyd Hospital, Wales

Miss Yan Li Goh, MBChB, MRCS, PG Dip, Clin Ed.

Specialist Registrar in General Surgery

West Midlands Deanery, Lecturer, Doctors Academy

Trainee Tutors

Mr Kurdi Jalal, MRCS

Speciality Trainee in Orthopaedic Surgery

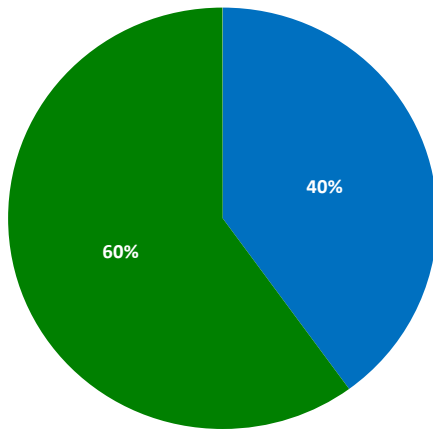
Miss Maria Loredana Popescu, MRCS

Specialist Registrar in Trauma and Orthopaedics

Derriford Hospital, Plymouth Hospitals NHS Trust

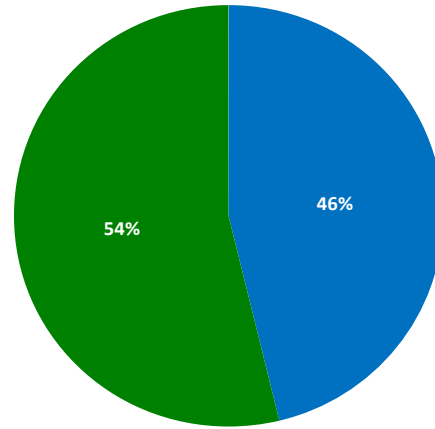
Overall Teaching Feedback

How was the content of the course?



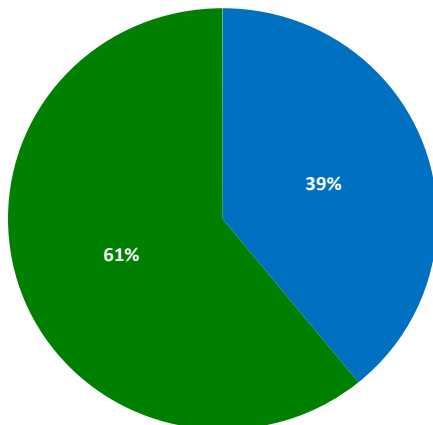
■ Excellent ■ Very good ■ Average ■ Fair ■ Poor

How was the clarity of demonstrations?



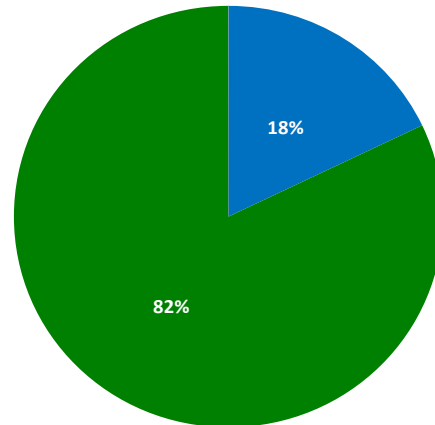
■ Excellent ■ Very good ■ Average ■ Fair ■ Poor

Did you get sufficient time to learn in every station?



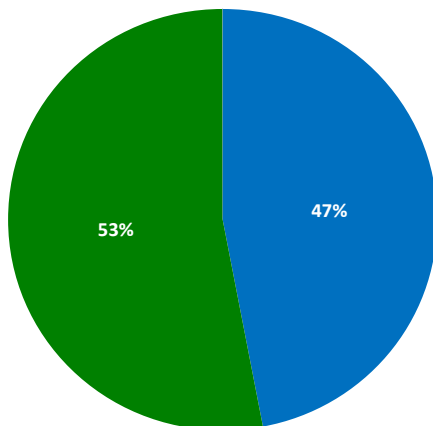
■ Most Certainly ■ Certainly ■ Neutral ■ Limited ■ Not at all

How would you rate the general academic standard of the faculty?



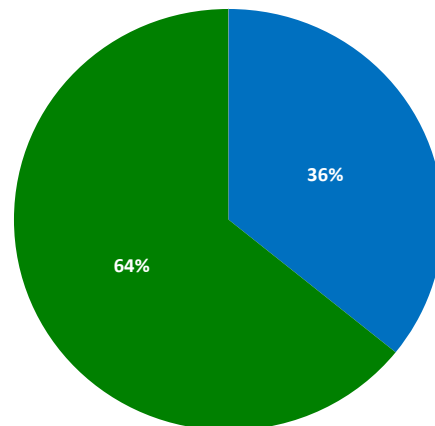
■ Excellent ■ Very good ■ Average ■ Fair ■ Poor

How would you rate the performance of the actors?



■ Excellent ■ Very good ■ Average ■ Fair ■ Poor

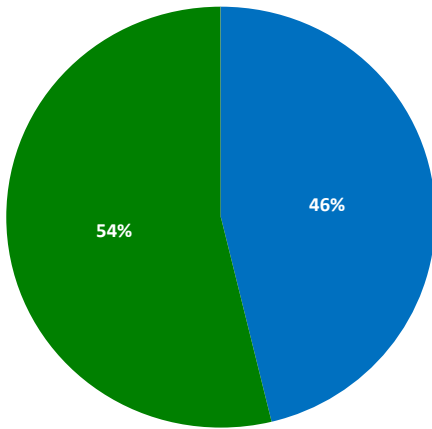
Did the course meet your objectives?



■ Most Certainly ■ Certainly ■ Neutral ■ May be ■ No way

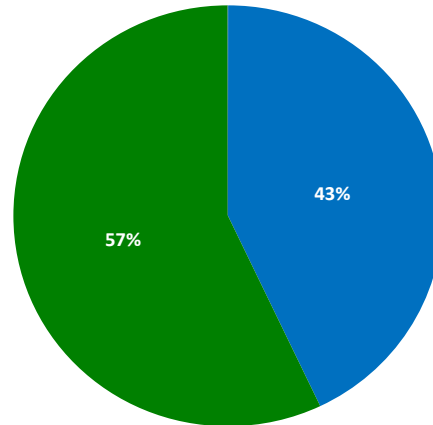
Overall Teaching Feedback

Vascular (venous)



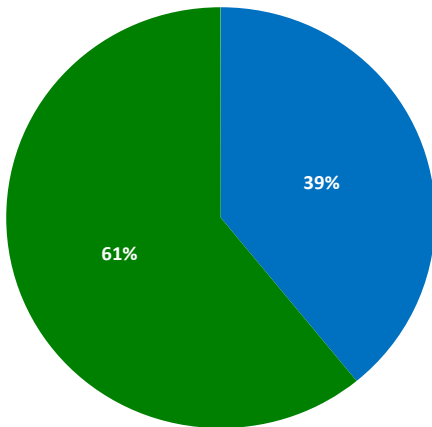
■ Excellent ■ Very good ■ Neutral ■ Fair ■ Poor

Vascular (arterial)



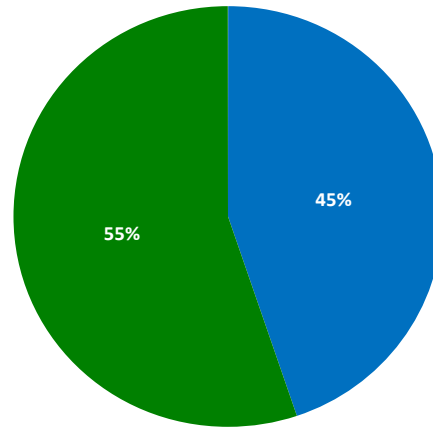
■ Excellent ■ Very good ■ Neutral ■ Fair ■ Poor

Shoulder



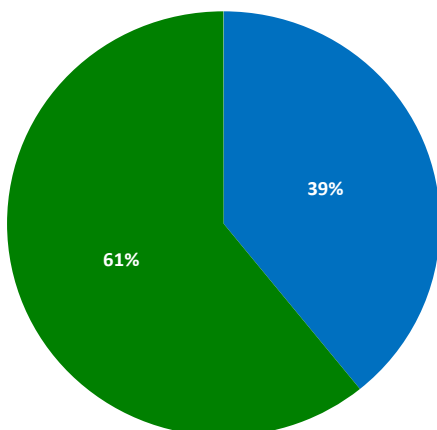
■ Excellent ■ Very good ■ Neutral ■ Fair ■ Poor

Spine



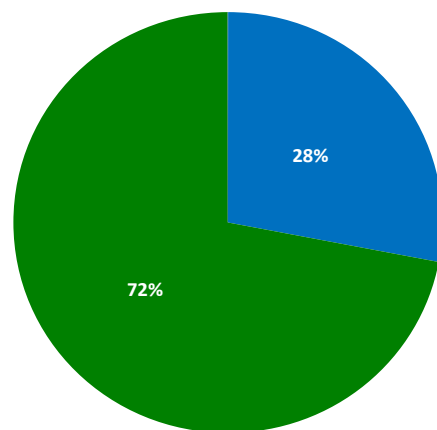
■ Excellent ■ Very good ■ Neutral ■ Fair ■ Poor

Hip and Knee



■ Excellent ■ Very good ■ Neutral ■ Fair ■ Poor

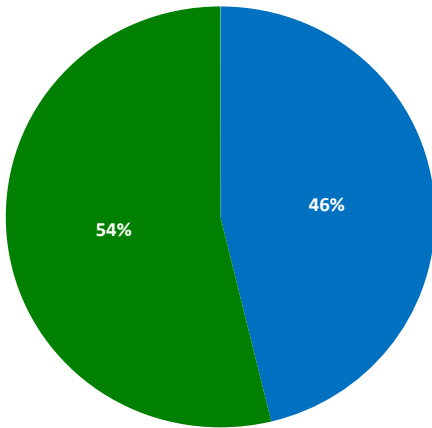
Abdomen and hernia



■ Excellent ■ Very good ■ Neutral ■ Fair ■ Poor

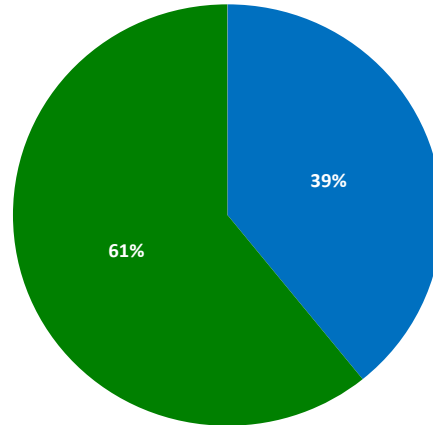
Overall Teaching Feedback

Neck



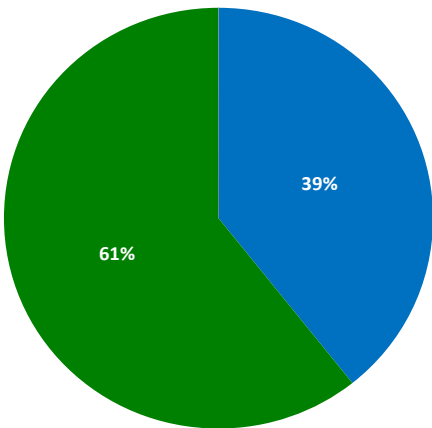
■ Excellent ■ Very good ■ Neutral ■ Fair ■ Poor

Peripheral vascular disease



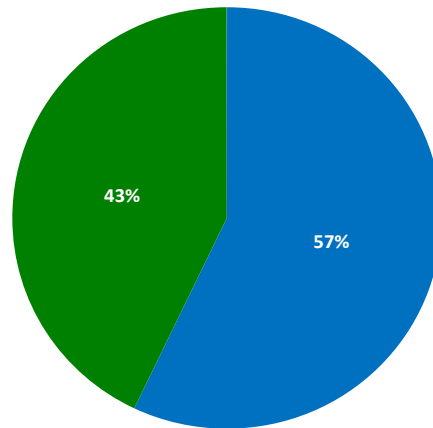
■ Excellent ■ Very good ■ Neutral ■ Fair ■ Poor

Consenting for operations



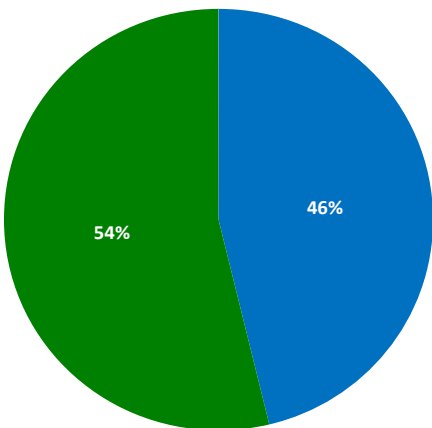
■ Excellent ■ Very good ■ Neutral ■ Fair ■ Poor

Cancelled operation (thyroidectomy)



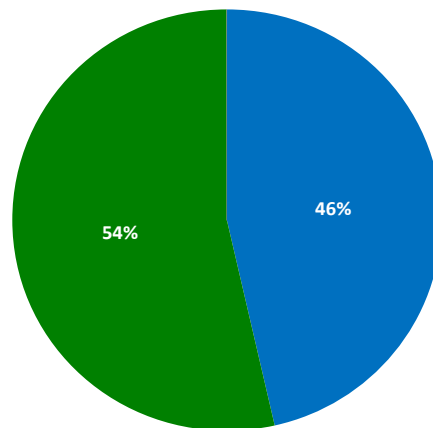
■ Excellent ■ Very good ■ Neutral ■ Fair ■ Poor

Colorectal cancer



■ Excellent ■ Very good ■ Neutral ■ Fair ■ Poor

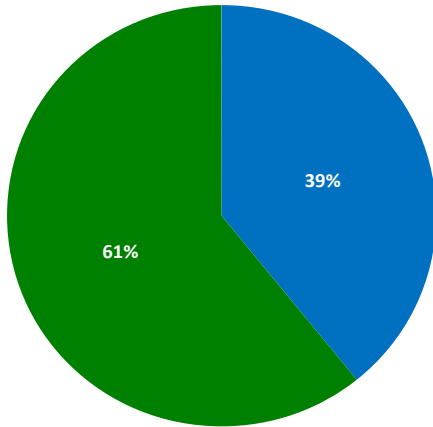
Breast cancer



■ Excellent ■ Very good ■ Neutral ■ Fair ■ Poor

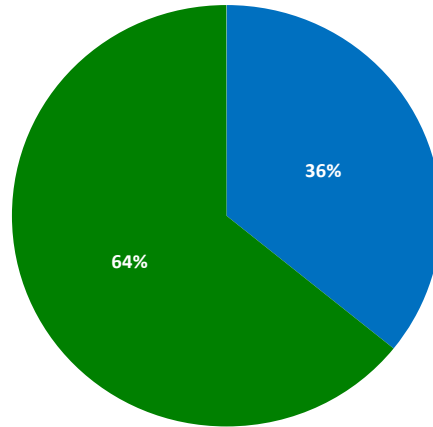
Overall Teaching Feedback

Ethics scenario (Splenectomy)



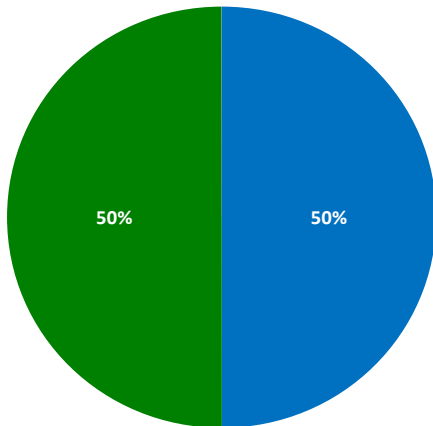
■ Excellent ■ Very good ■ Neutral ■ Fair ■ Poor

Telephone conversation (Trauma)



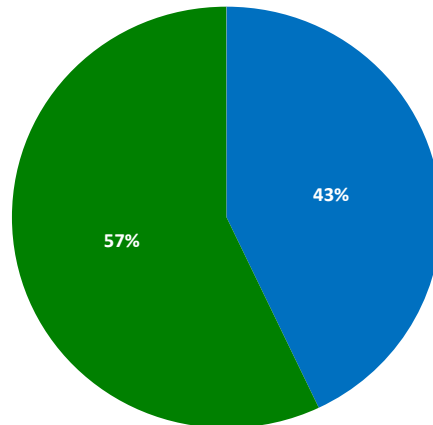
■ Excellent ■ Very good ■ Neutral ■ Fair ■ Poor

Would you recommend this course to a friend?



■ Most certainly ■ Certainly ■ Neutral ■ Maybe ■ Don't think so

Do you think that this course provided good value for money?



■ Most certainly ■ Certainly ■ Probably ■ Unlikely ■ Not at all

Individual Comments

Communication part was very good and very useful. The actors were professional. And the last lecture about communication given as an extra after the course was extremely helpful (I know my impression is biased because I don't work in the UK - but it gave me good insight about what the examiners expect from us on MRCS part B OSCE).

MK

Berezino District Hospital, Belarus

Good organization. Covered most of the important topics.

AR

Mansoura Alpha Medical Center

Very satisfied.

KK

Golden Jubilee National Hospital, Clydebank, Glasgow

Good.

KJ

Ashford Hospital, Ashford

Very useful for the exam revision and preparation.

AT

St George's Hospital (London), London

Excellent.

BS

Addenbrooke's Hospital, Cambridge

The teaching were mostly focused on how to go through the stations which was very good. I feel a lot confident having attended the course.

IP

Huddersfield Royal Infirmary, Huddersfield

A good course and less intense than the previous few days.

RL

Norfolk and Norwich University Hospital, Norwich

Excellent course.

BG

Addenbrooke's Hospital, Cambridge

Individual Comments

Excellent.

MW

Milton Keynes General Hospital, Milton Keynes

Good communication sessions. I think will be very useful for exams.

PS

Royal Shrewsbury Hospital, Shrewsbury

Good way to teach skills.

LP

University Hospital of Wales, Cardiff



DOCTORS ACADEMY

BETTER EDUCATION. BETTER HEALTH.

Doctors Academy is a UK-based International Non-Profit Organisation comprising of doctors, dentists and scientists that undertakes a diverse range of educational activities globally. The aim of the Academy is to disseminate information and exchange medical knowledge between professionals from diverse backgrounds working in a variety of healthcare settings. This is achieved by the provision of a number of attendance courses, publishing house, online resources and international events/ competitions.

Courses (a selection):

Undergraduate:

- Final Year Medicine and Surgical Revision Courses
- Training the Clinical Anatomy Trainer
- Clinical Anatomy as Applied to Trauma and Emergency Medicine
- Surgical Anatomy of Important Operative Procedures
- Future Surgeons: Key Skills (RCSEd delivered)
- Structured Introduction to Surgical Skills

Postgraduate:

- MRCS Part A
- MRCEM Part A
- MRCS Part B OSCE
- DOHNS: Intensive Revision & OSCE
- Intercollegiate Basic Surgical Skills (RCSEd delivered)
- MRCP PACES Part 2
- FRCS (General Surgery) Exit Exam
- Cadaveric Ultrasound-Guided Musculoskeletal Intervention Course
- Ultrasound-Assisted Botulinum Toxin Injection for Neuromuscular Disorders
- Live Advanced Laparoscopic Colorectal Course



Forthcoming key events:

- **International Medical Summer School**
Manchester, 31st July to 4th August 2017
- **International Academic and Research Conference**
Manchester, 5th August 2017
- **World University Anatomy Challenge**
Manchester, 4th August 2017

Publications



publications.doctorsacademy.org

World Journal of Medical Education & Research



Peer-reviewed academic journal with ISSN.

- No fee to view, read and download articles
- No subscription charges
- No submission fees
- No manuscript processing fee
- No publishing fee
- No cost to read, write or publish!

wjmer.co.uk

Online Revision Resources

DoctorExams consists of 1000s of questions with detailed explanations in MCQ, EMQ, SBA and SAQ formats. Questions are written by the Doctors Academy group of experienced clinicians and clinical academics, with mock exams and feedback on performance included to aid a candidate's focused revision of topics. Based on past exams, these questions are carefully crafted to suit the requirements of undergraduate students & postgraduate trainees undertaking relevant speciality exams.

Resources for:

- Medical Students
- Dental Students
- International Entrance Exams
- MRCS Exams
- General Surgery Exams
- Plastic Surgery Exams
- DOHNS Exams

www.doctorexams.co.uk

www.doctorsacademy.org