

**Cardiff MRCS OSCE Course:
Clinical Examination and
Communication Skills**

Feedback - April 2019

Cardiff MRCS OSCE: Clinical Examination and Communication Skills

This intensive one-day revision course covered the clinical examination and communication skills components of the MRCS Part B exam. The course aimed to consolidate the trainee's understanding of the clinical consultation skills component of the exam, and aid the trainee's ability to perform clinical examinations efficiently and present the findings to the examiner in a systematic yet concise manner. The forenoon session covered all important clinical examinations that are tested in the exam, and the afternoon session was dedicated to structured interviews, communication skills workstations, and information giving / information gathering / breaking bad news. About 6-8 patient-centred clinical scenarios were used to reflect the situations experienced in everyday practice; these scenarios were also in line with what is commonly tested in the exam. There was the opportunity for every participant to participate in performing clinical examinations and to engage in role-play scenarios.

Course Information

Course Date:	28th April 2019
Venue:	Outpatient Department, University Hospital of Wales, Cardiff
Attendance:	35 Delegates
Aimed at:	Delegates looking to take their membership to the Royal College of Surgeons Part B exam.
Course Fee:	£195.00



Surgical trainees can apply to be sponsored by ASiT to receive a bursary to attend this course.



Course Programme

0840 - 0850 Registration

0850 - 0910 Introduction to the Course and Grouping of Candidates

0910 - 1300 (With Refreshment Break from 1100 - 1120)

Clinical Examination Sessions

Candidates were divided into small groups and taken through the following clinical examinations on simulated patients:

- Examination of Abdomen and Abdominal Organs
- Examination of Hernia
- Examination of Varicose Veins
- Examination of Arterial System
- Examination of Cardiorespiratory System
- Examination of Hip and Knee
- Examination of Shoulder and Back

1300 - 1350

Lunch Break

1350 - 1715 (With Refreshment Break from 1530 - 1550)

Clinical Consultation Skills Sessions (Communication Skills)

These stations will consist of, amongst others:

- Information Giving and Information Gathering
- Challenging Situation/Patient
- Difficult Consultation
- Breaking Bad News
- Explaining a Diagnosis or Discussing Management Options
- Consent in Surgery
- Telephone Communication

1715 - 1740 Summary and Feedback

1740 End of Course

Faculty

Tutors

Mr Darren Yap, MRCS, DOHNS

Specialist Registrar in Otolaryngology
Wexham Park Hospital, Slough, United Kingdom

Mr Joseph Merola, MRCS (Eng)

Clinical Fellow in Neurosurgery
University Hospital of Wales, Cardiff, United Kingdom

Mr Kevin Conway, MB BCH, MD, FRCS (Gen Surg)

Consultant Vascular Surgeon
Royal Glamorgan Hospital, Llantrisant, United Kingdom

Mr Mike Rees, MBChB, MRCS

Senior Registrar in General Surgery
Royal Gwent Hospital, Newport, United Kingdom

Mr Rhys Morris, MBChB, BSC, MSc, MRCS, PGCMed Ed

Registrar in Trauma and Orthopaedics
Wales Deanery, United Kingdom

Mr Ruchir Mashar, BMBCh, MA (Oxon), MRCSEd

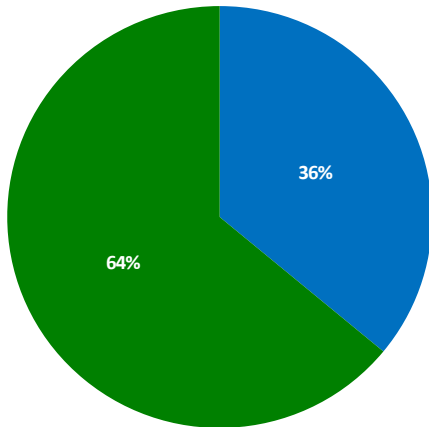
Speciality Registrar in General Surgery
West Midlands Deanery, United Kingdom

Mr Wahid Abdul, BSc(Hons), MBBCh, MRCS(Eng)

Speciality Registrar in Trauma and Orthopaedics
Princess of Wales Hospital, Bridgend, United Kingdom

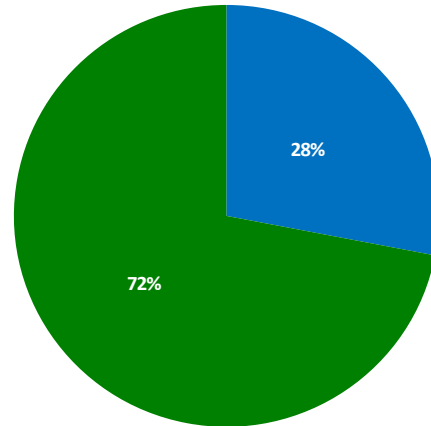
Overall Teaching Feedback

How was the content of the course?



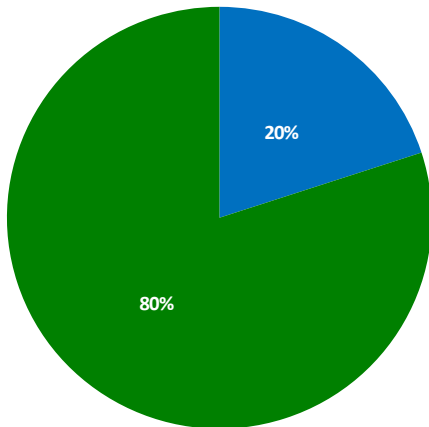
■ Excellent ■ Very good ■ Neutral ■ Fair ■ Poor

How was the clarity of the demonstrations?



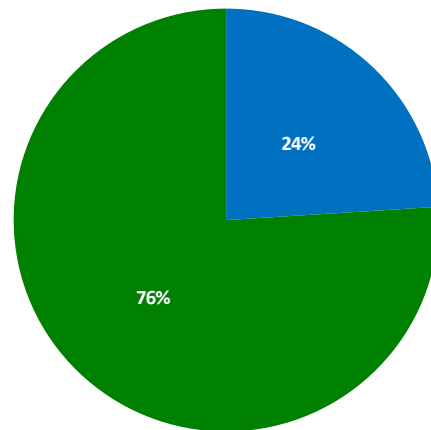
■ Excellent ■ Very good ■ Neutral ■ Fair ■ Poor

Did you get sufficient time to learn at every station?



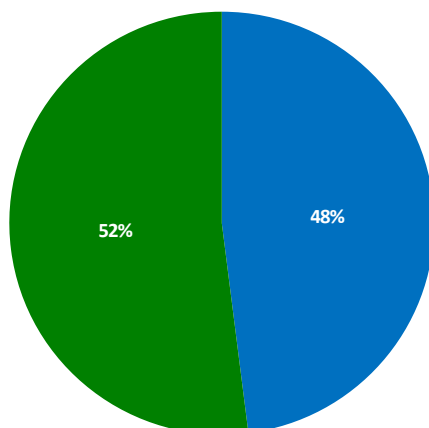
■ Most certainly ■ Certainly ■ Neutral ■ Limited ■ Not at all

How would you rate the general academic standard of the faculty?



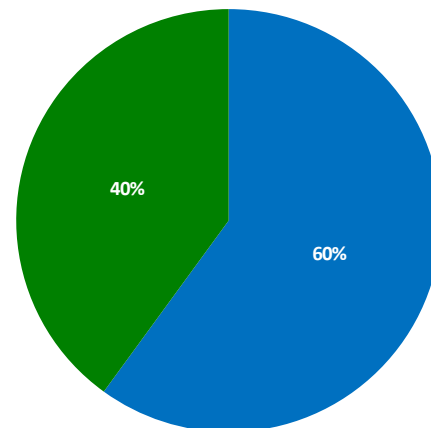
■ Excellent ■ Very good ■ Neutral ■ Fair ■ Poor

Vascular (Venous)



■ Excellent ■ Good ■ Neutral ■ Fair ■ Poor

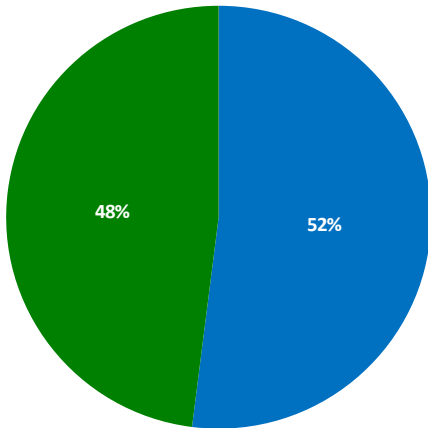
Vascular (Arterial)



■ Excellent ■ Good ■ Neutral ■ Fair ■ Poor

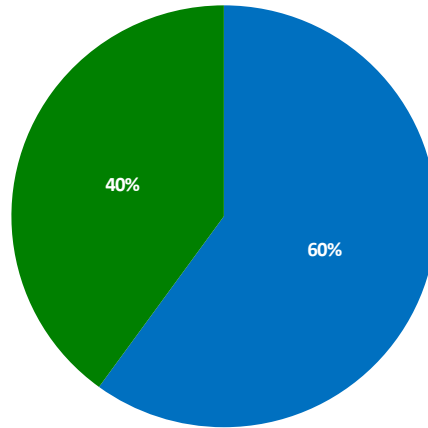
Overall Teaching Feedback

Hip and Knee Examination



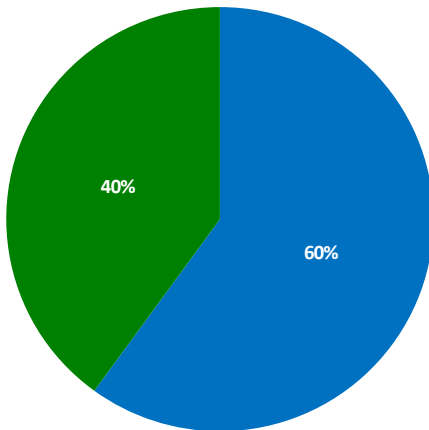
■ Excellent ■ Good ■ Neutral ■ Fair ■ Poor

Neck



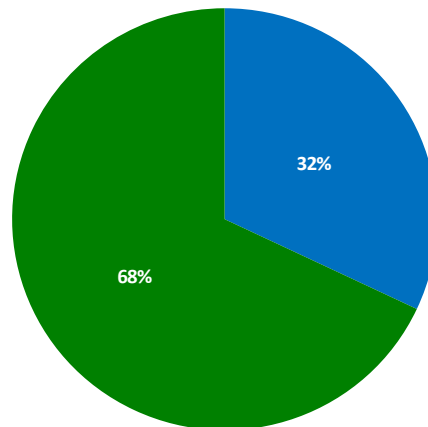
■ Excellent ■ Good ■ Neutral ■ Fair ■ Poor

Cranial Nerves



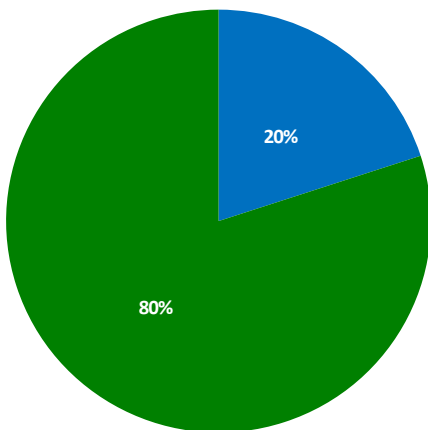
■ Excellent ■ Good ■ Neutral ■ Fair ■ Poor

Oral Examination/Submandibular Gland



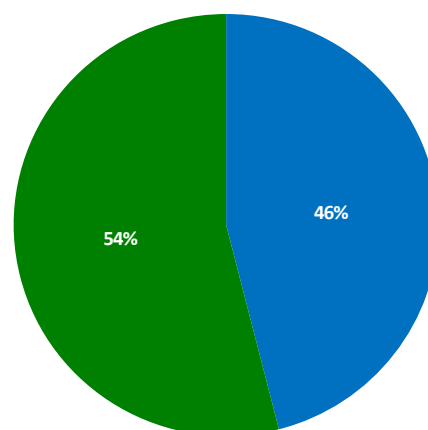
■ Excellent ■ Good ■ Neutral ■ Fair ■ Poor

Abdomen



■ Excellent ■ Good ■ Neutral ■ Fair ■ Poor

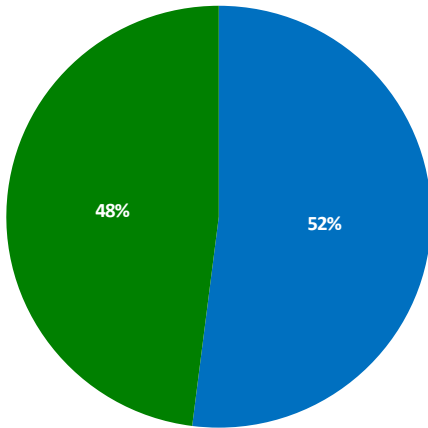
Shoulder and Back Examination



■ Excellent ■ Good ■ Neutral ■ Fair ■ Poor

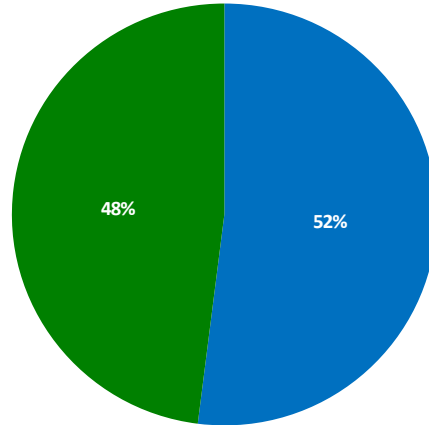
Overall Teaching Feedback

Peripheral Vascular Disease



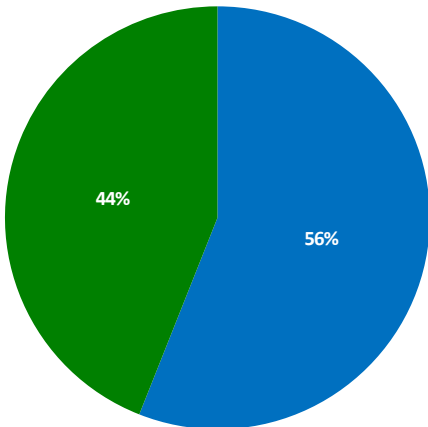
■ Excellent ■ Good ■ Neutral ■ Fair ■ Poor

Consenting for Cerebral Angiogram



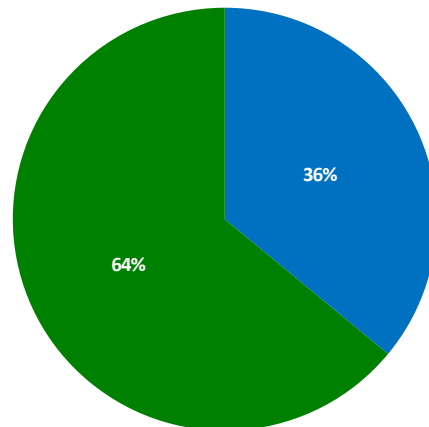
■ Excellent ■ Good ■ Neutral ■ Fair ■ Poor

Cancelled Operation (Thyroidectomy)



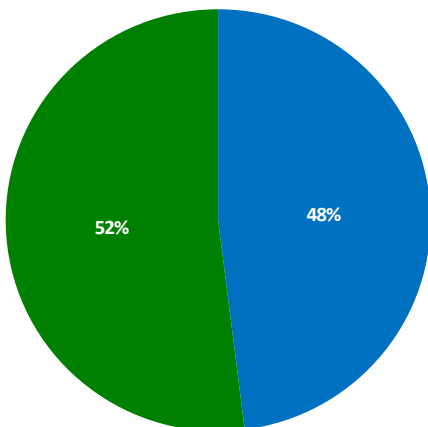
■ Excellent ■ Good ■ Neutral ■ Fair ■ Poor

History Taking for PR Bleed and Colorectal Cancer



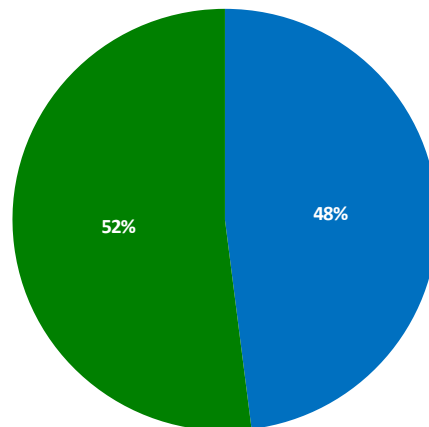
■ Excellent ■ Good ■ Neutral ■ Fair ■ Poor

History Taking for Breast Lump and Breast Cancer



■ Excellent ■ Good ■ Neutral ■ Fair ■ Poor

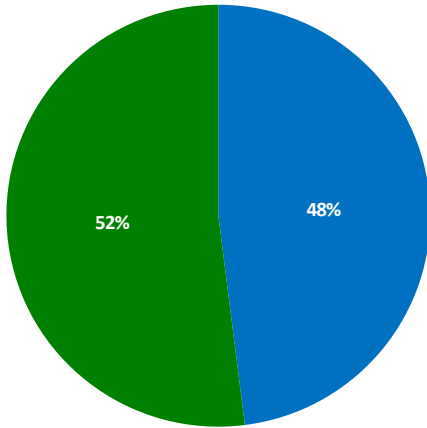
Breaking Bad News on Brain Tumour (Glioblastoma Multiforme)



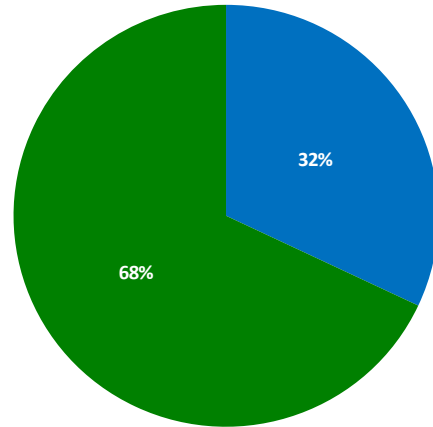
■ Excellent ■ Good ■ Neutral ■ Fair ■ Poor

Overall Teaching Feedback

Would you recommend this course to a friend?

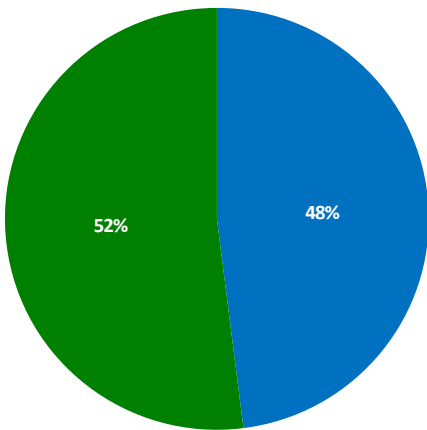


Do you think that this course provided good value for money?

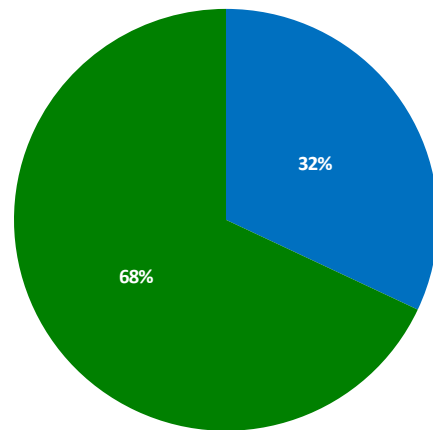


■ Most certainly ■ Certainly ■ Neutral ■ Maybe ■ Don't think so ■ Most certainly ■ Certainly ■ Neutral ■ Maybe ■ Don't think so

How were the facilities and venue?

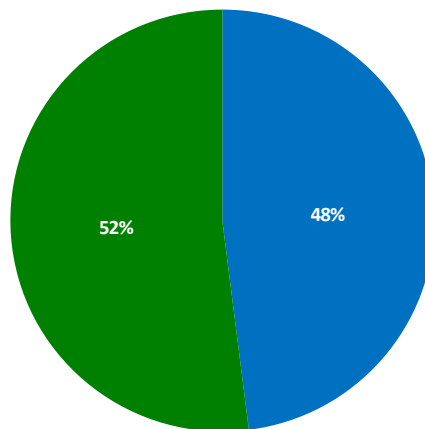


How were the refreshments and lunch?



■ Excellent ■ Good ■ Neutral ■ Fair ■ Poor ■ Excellent ■ Good ■ Neutral ■ Fair ■ Poor

How was the general friendliness of the faculty and organisers?



■ Very friendly ■ Friendly ■ Neutral ■ Not very friendly ■ Can't comment

Individual Comments

It was very good. It was a really useful overview and a way to consolidate knowledge whilst identifying areas for further learning in the run up to the exam.

AS

University Hospital of North Staffordshire NHS Trust, United Kingdom

Excellent. I felt that it was very useful when prepping for Part B.

SK

Chesterfield Royal Hospital NHS Foundation Trust, United Kingdom

Excellent.

AS

Sherwood Forest Hospitals NHS Foundation Trust, United Kingdom

It was useful.

OA

Countess of Chester Hospital NHS Foundation Trust, United Kingdom

Excellent.

GI

Rashid Hospital, Dubai Health Authority, UAE

It was great.

TL

Musgrove Park Hospital, Taunton, United Kingdom

Excellent.

AH

Royal London Hospital, London, United Kingdom

It was very good, and I enjoyed it. It was a very intense but useful course. I will recommend it.

RS

John Radcliffe Hospital, Oxford, United Kingdom

This was a very good course overall. The anatomy component was excellent.

GN

Royal Liverpool University Hospital, Liverpool, United Kingdom

Excellent.

TW

Airedale NHS Foundation Trust, United Kingdom

Individual Comments

This was a very useful and up-to-date course.

MB

Jinnah Hospital, Lahore, Pakistan

It was good.

MU

The Dudley Group NHS Foundation Trust - Russells Hall Hospital, Dudley, United Kingdom

I was very impressed.

EO

Bon Secours Hospital, Cork, Ireland

It was very organised and was a great opportunity, with lots of material covered.

EM

Morrison Hospital, Swansea, United Kingdom

Excellent teamwork by Professor Enoch, Rebecca and Janine.

JA

Manchester Royal Infirmary, Manchester, United Kingdom

Excellent.

NB

Diana Princess of Wales Hospital, Grimsby, United Kingdom

This was an outstanding course, with professional standards and knowledgeable faculty.

KV

Queen Victoria Hospital, East Grinstead, United Kingdom

It was worth doing.

WZ

Northern General Hospital, Sheffield, United Kingdom

It was good.

BH

North Middlesex University Hospital, London, United Kingdom

Testimonials

I just wanted to say that I was successful in the MRCS Part B exam written in May. I attended the full five-days of the course which I found very useful. The detail on each day of the course ensured that the most frequently tested areas were well covered.

The exposure to live cadavers and specimens was even better to both teach and reinforce already acquired knowledge. Repetition on the second day of anatomy and the use of mock stations with feedback was a really good idea. The final day in a clinical setting with simulators was helpful to mirror the reality of the exam too.

The course was definitely worth every penny and second. I also found that the faculty were very knowledgeable and resourceful. Well done Doctors Academy. Definitely six stars!

EO

Bon Secours Hospital, Cork, Ireland

The Doctors Academy course provided great preparation. I did find the anatomy stations slightly easier than the Cardiff course, as Professor Enoch had said at the time, but I did continue to work hard post course.

I was very happy that I went to the course and will recommend it to others.

KV

Victoria Hospital, East Grinstead, United Kingdom

The course at Cardiff was excellent, especially for anatomy preparation. The small teaching groups were very good, and the faculty were helpful. Thank you!

MM

Wythenshawe Hospital, Manchester, United Kingdom

I actually performed much better than expected, and I really think that it was down to the course I attended that you organised. There were a number of courses available as preparation for MRCS Part B, and in all honesty, I chose this one due to the convenience of the dates. However, after listening to feedback from friends who attended other courses and my own experience, I would make this choice again. I have already recommended this course to people I know who are preparing for the exam. This course made me feel so much more prepared and confident for the exam; it directed me to target my studies and know what to expect. Thank you very much. I am very grateful to all the faculty involved in putting on this course as it was extremely useful. I attended the whole course and would recommend it that way to others.

RS

John Radcliffe Hospital, Oxford, United Kingdom

I was successful in the examination. Looking at the breakdown of my performance, I was well above the average and the pass mark. I have to thank Professor Enoch and the team for their help and support. This has been entirely made possible because of all the hard work Professor Enoch has put into organising this course and helping us to prepare for the exam.

SB

The Royal Wolverhampton NHS Trust, United Kingdom



DOCTORS ACADEMY

BETTER EDUCATION. BETTER HEALTH.

Doctors Academy is a UK-based International Non-Profit Organisation comprising of doctors, dentists and scientists that undertakes a diverse range of educational activities globally. The aim of the Academy is to disseminate information and exchange medical knowledge between professionals from diverse backgrounds working in a variety of healthcare settings. This is achieved by the provision of a number of attendance courses, publishing house, online resources and international events / competitions.

Courses (a selection):

Undergraduate:

- Final Year Medicine and Surgical Revision Courses
- Training the Clinical Anatomy Trainer
- Clinical Anatomy as Applied to Trauma and Emergency Medicine
- Surgical Anatomy of Important Operative Procedures
- Future Surgeons: Key Skills (RCSEd delivered)
- Structured Introduction to Surgical Skills

Postgraduate:

- MRCS Part A
- MRCEM Part A
- MRCS Part B OSCE
- DOHNS: Intensive Revision & OSCE
- Intercollegiate Basic Surgical Skills (RCSEd delivered)
- MRCP PACES Part 2
- FRCS (General Surgery) Exit Exam
- Cadaveric Ultrasound-Guided Musculoskeletal Intervention Course
- Ultrasound-Assisted Botulinum Toxin Injection for Neuromuscular Disorders
- Live Advanced Laparoscopic Colorectal Course



Forthcoming key events:

- International Medical Summer School
- International Academic and Research Conference
- World University Anatomy Challenge

Publications



publications.doctorsacademy.org

World Journal of Medical Education & Research



Peer-reviewed academic journal with ISSN.

- No fee to view, read and download articles
- No subscription charges
- No submission fees
- No manuscript processing fee
- No publishing fee
- No cost to read, write or publish!

wjmer.co.uk

Online Revision Resources

DoctorExams consists of 1000s of questions with detailed explanations in MCQ, EMQ, SBA and SAQ formats. Questions are written by the Doctors Academy group of experienced clinicians and clinical academics, with mock exams and feedback on performance included to aid a candidate's focused revision of topics. Based on past exams, these questions are carefully crafted to suit the requirements of undergraduate students & postgraduate trainees undertaking relevant speciality exams.

Resources for:

- Medical Students
- Dental Students
- International Entrance Exams
- MRCS Exams
- General Surgery Exams
- Plastic Surgery Exams
- DOHNS Exams

www.doctorexams.co.uk

www.doctorsacademy.org