



**DOCTORS**  
**ACADEMY**  
BETTER EDUCATION. BETTER HEALTH.

**Diploma in Otolaryngology -  
Head & Neck Surgery (DOHNS):  
Intensive Revision Course & OSCE**

**Feedback - February 2017**

## Diploma in Otolaryngology - Head & Neck Surgery (DOHNS): Intensive Revision Course & OSCE

This intensive one-day course aimed to provide a focused revision for the DOHNS Clinical (OSCE) exam. It was intended for both Surgical and General Practice trainees who have a specialist interest in ENT

The course covered clinical topics that regularly feature in the exam. This included the gross and microscopic anatomy of key areas, the identification of common ENT pathology (including video and radiological analysis), the interpretation of specialist investigations, and the familiarisation with surgical and emergency equipment. There was a strong emphasis on the clinical application of this knowledge and the practical skills required for the exam. Delegates were also given the opportunity to perfect their examination skills and to improve their communication skills through focused history taking and consenting.

The course concluded with a mock OSCE examination. This provided the delegates with the opportunity to put into practice the skills they had acquired in front of real examiners and under real exam conditions.

### Course Information

<b>Course date:</b>	<b>4<sup>th</sup> February 2017</b>
<b>Venue:</b>	<b>Department of Anatomy, School of Biosciences, Park Place, Cardiff University, Wales, UK</b>
<b>Attendance:</b>	<b>26 Delegates</b>
<b>Aimed at:</b>	<b>Delegates looking to take the DOHNS Clinical/OSCE exam.</b>
<b>Course fee:</b>	<b>£235.00</b>





# Course Programme

**0800 - 0820**                      **Welcome & Introduction to the Course; venue: E1.02**

**0820 - 1100**                      Session A: Group Lectures; venue: E1.03 (2x40mins, combined sessions);

- Ear
- Nose, Paranasal Sinuses and Oral Cavity

Session B: Group Demonstrations; venue: E1.02 & E1.03 (2x40 mins, parallel sessions)

- Ear Examination
- Neck Examination & FNE

**1100 - 1115**

**Coffee & Refreshments**

**1115 - 1315**                      Session C: Communication Skills; venue: E1.02 & E1.03 (4x30 mins, parallel sessions)

- History taking
- Breaking bad news
- Information giving
- Consent

*Session consists formal teaching followed by an open workshop involving scenarios accompanied by facilitators and formal feedback*

**1315 - 1400** (During lunch break):

- Equipment Familiarisation
- Lecture: 'How to pass the OSCE first time' - K Stewart

**1400 - 1520**                      Session D: Group Demonstrations; venue: Dissection Room (4x20mins, parallel sessions)

1a. Skull Base Anatomy (Dry Bones)  
1b. Cranial Nerves and Vestibular Assessment

2a. Neck Anatomy (Prosection)  
2b. Larynx, Neck and Thyroid Gland (lecture)

## Course Programme

*Topographical and surface anatomy will also be demonstrated. Appropriate radiographs and other imaging, as well as pathological slides, will be used as aids.*

**1520 - 1605**                      Session E: Group Lecture; venue: E1.03 (45 mins)

- Hearing and Balance Analysis

**1605 - 1620**

**Coffee & Refreshments**

**1620 – 1830**

**VIVA AND OSCE**

**1830**

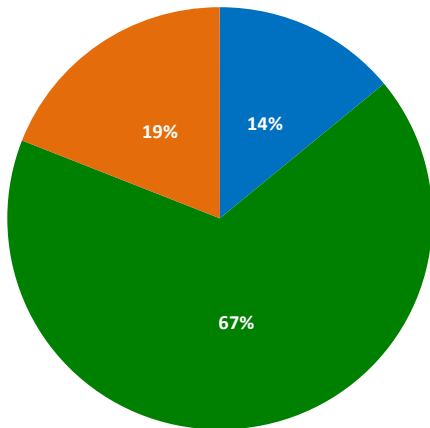
**Summary and General Feedback**

**1830**

**End of Course!**

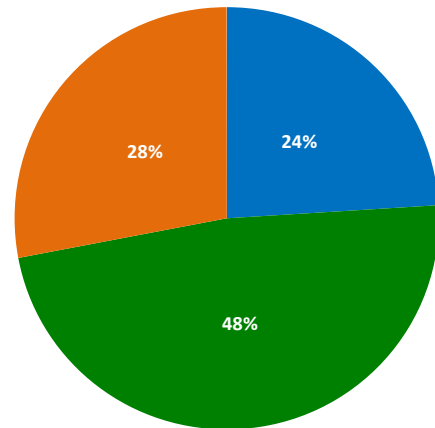
# Overall Teaching Feedback

How was the teaching of base of skull?



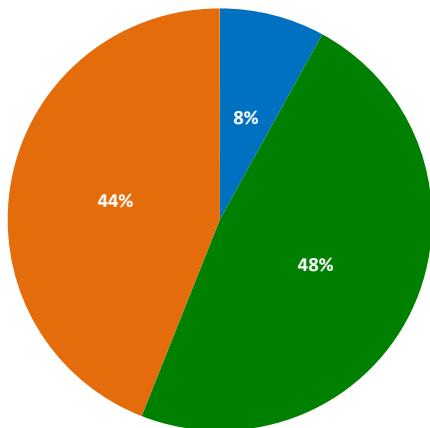
■ Excellent ■ Very good ■ Good ■ Fair ■ Poor

How was the teaching of cranial nerves and vestibulo-cochlear examination?



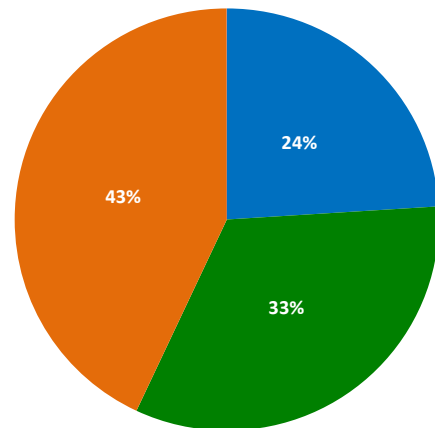
■ Excellent ■ Very good ■ Good ■ Fair ■ Poor

How was the teaching using prosection in the dissection room (Neck)?



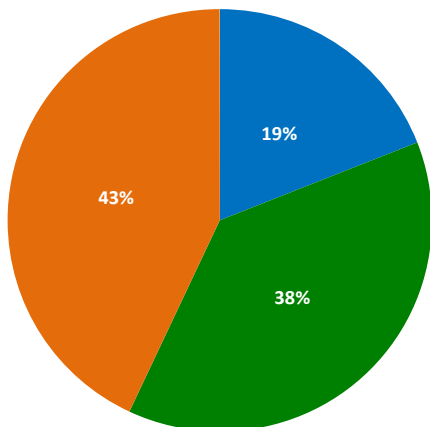
■ Excellent ■ Very good ■ Good ■ Fair ■ Poor

How was the clarity of the PowerPoint demonstrations?



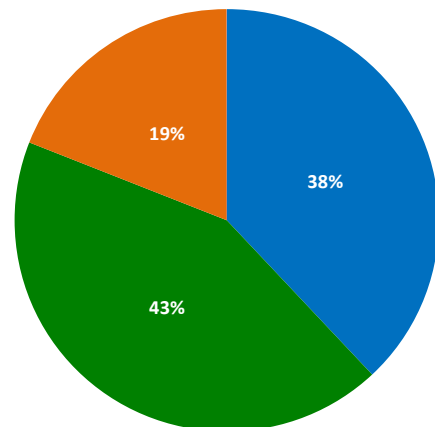
■ Excellent ■ Very good ■ Good ■ Fair ■ Poor

How would you rate the general academic standard of the lectures?



■ Excellent ■ Very good ■ Good ■ Fair ■ Poor

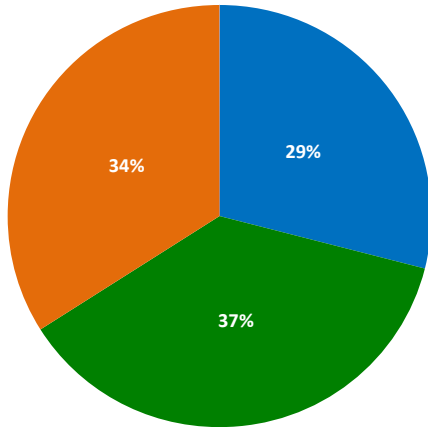
How would you rate the sessions on communication skills?



■ Excellent ■ Very good ■ Good ■ Fair ■ Poor

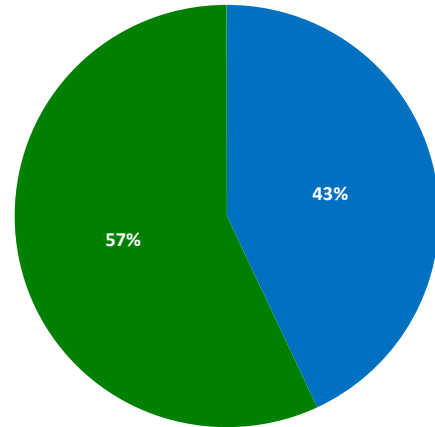
# Overall Teaching Feedback

How do you rate the relevance of the course to your exam?



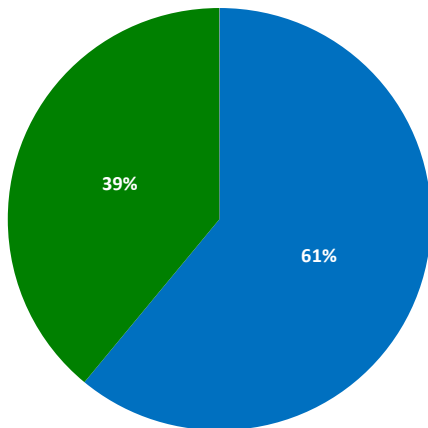
■ Excellent ■ Very good ■ Good ■ Fair ■ Poor

How useful was the mock OSCE (unmanned stations)?



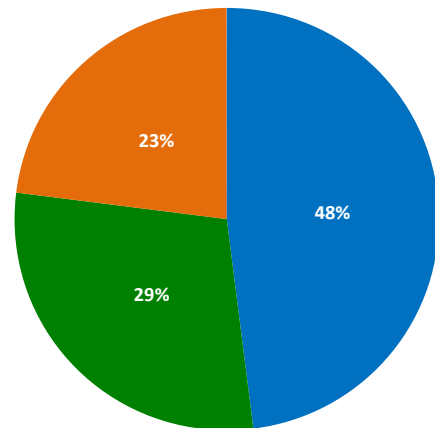
■ Very useful ■ Useful ■ Neutral ■ Limited usefulness ■ Useless

How useful was the viva on communication skills?



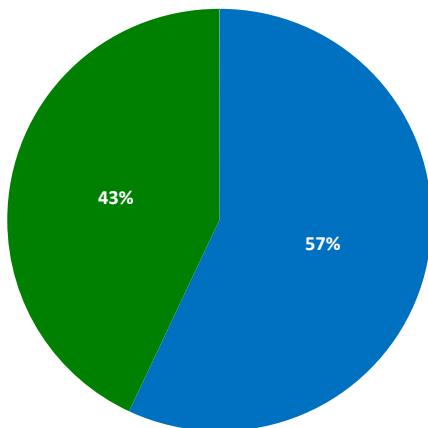
■ Very Useful ■ Useful ■ Neutral ■ Limited usefulness ■ Useless

Do you feel that the course met your objectives for attending?



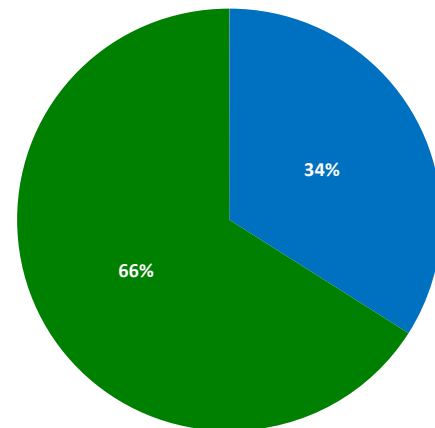
■ Most certainly ■ Certainly ■ Neutral ■ A small amount ■ Not at all

Do you feel that the course has given you more confidence to approach the exam?



■ Most certainly ■ Certainly ■ Neutral ■ A small amount ■ Not at all

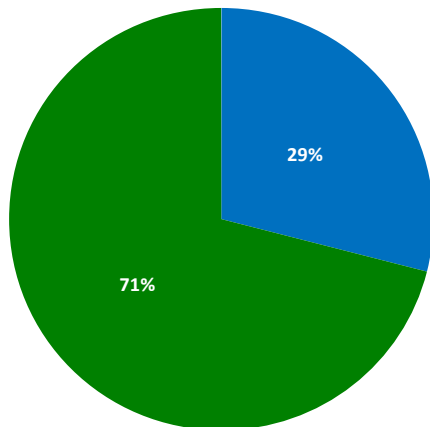
Cranial Nerves and Base of Skull



■ Excellent ■ Very good ■ Neutral ■ Fair ■ Poor

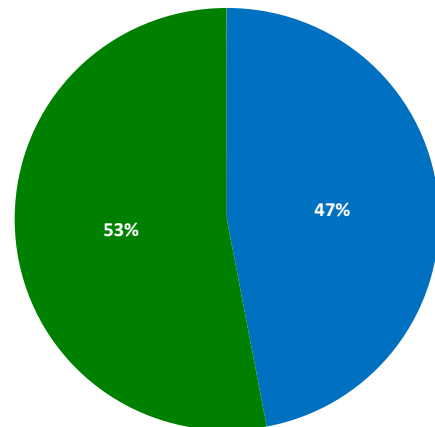
# Overall Teaching Feedback

Ear



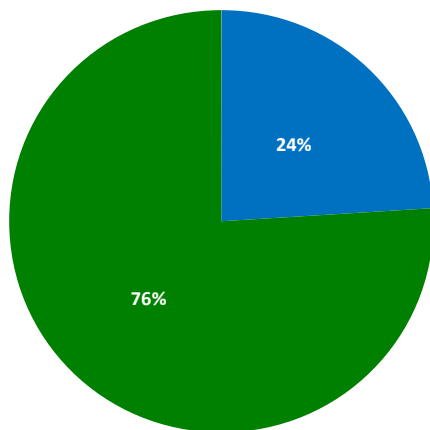
■ Excellent ■ Very good ■ Neutral ■ Fair ■ Poor

Neck and Larynx



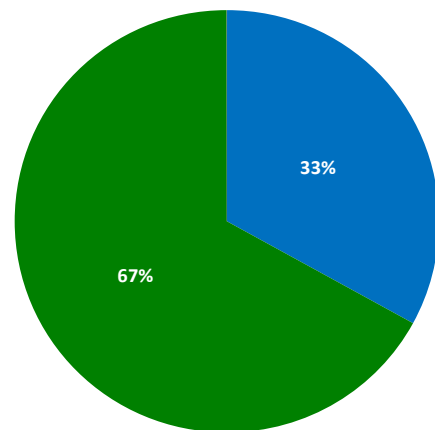
■ Excellent ■ Very good ■ Neutral ■ Fair ■ Poor

Nose and Paranasal Sinuses



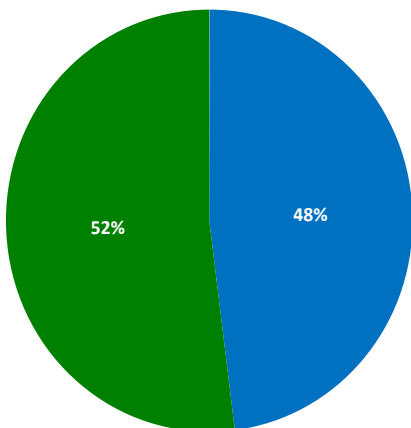
■ Excellent ■ Very Good ■ Neutral ■ Fair ■ Poor

History Taking



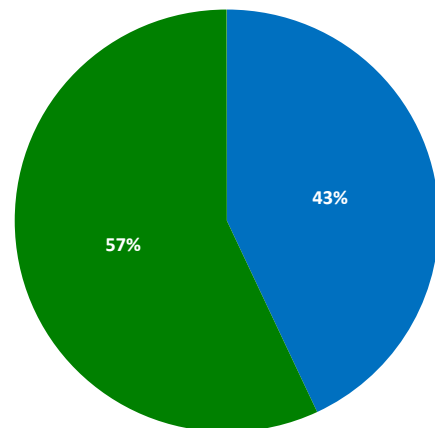
■ Excellent ■ Very Good ■ Neutral ■ Fair ■ Poor

Breaking Bad News



■ Excellent ■ Very Good ■ Neutral ■ Fair ■ Poor

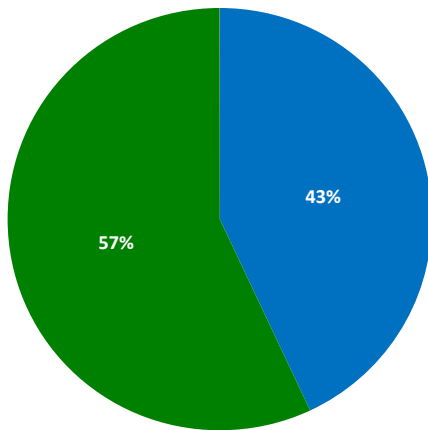
Giving Information/Consent



■ Excellent ■ Very Good ■ Neutral ■ Fair ■ Poor

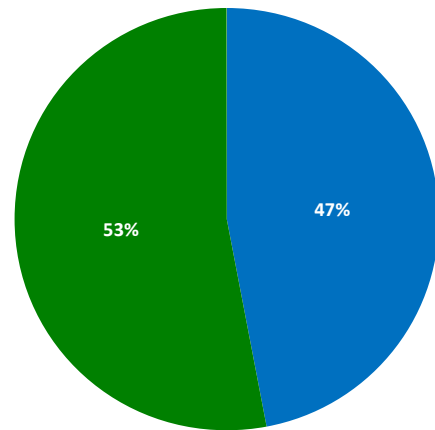
# Overall Teaching Feedback

Consent



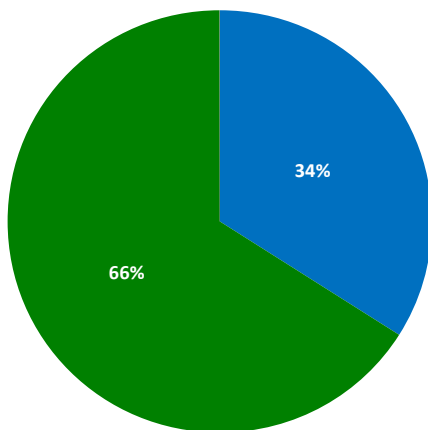
■ Excellent ■ Very Good ■ Neutral ■ Fair ■ Poor

Flexible Nasendoscopy



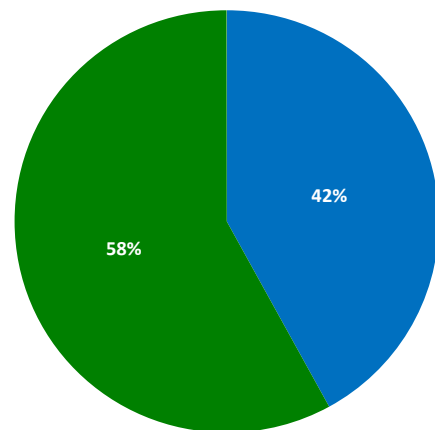
■ Excellent ■ Very Good ■ Neutral ■ Fair ■ Poor

Ear, Nose & Neck Examination



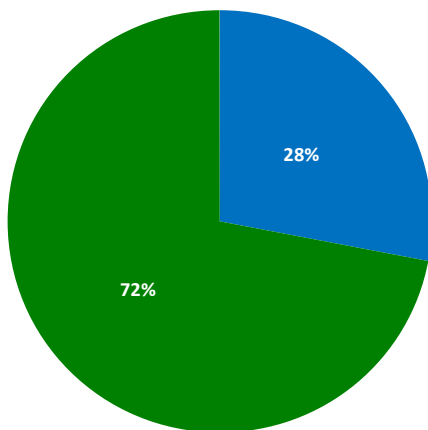
■ Excellent ■ Very Good ■ Neutral ■ Fair ■ Poor

Hearing & Balance



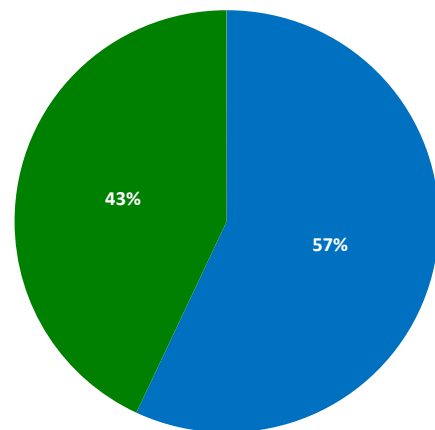
■ Excellent ■ Very Good ■ Neutral ■ Fair ■ Poor

How were the hospitality, refreshments and lunch?



■ Excellent ■ Very Good ■ Good ■ Fair ■ Poor ■ Very poor

Would you recommend this course to a friend?

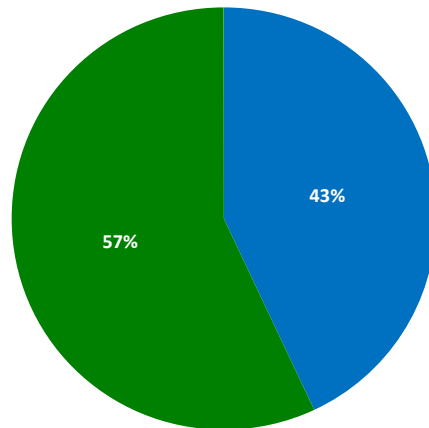


■ Most certainly ■ Certainly ■ Probably ■ May Consider ■ Not at all



## Overall Teaching Feedback

Do you think that this course provided good value for money?



■ Most certainly ■ Certainly ■ Probably ■ Maybe ■ Not at all

## Individual Comments

Generally good.

**HM**  
*Surgical specialization hospital*

Very well organised !! The mock exam was even better than the real exam itself !

**DK**  
*Royal Bolton Hospital, Bolton*

Organization , teaching and presentation All were excellent.

**EI**  
*Benghazi Medical Centre, Libya*

The course was very well organised and kept to scheduled time. Overall Very well organised and executed.

**CB**  
*San Fernando General Hospital*

I liked the course very much as it helped me a lot in preparing for main exam.

**AS**  
*AIIMS, Patna*

Very nicely structured . Specially the communication skills part really helped during the exam.

**MA**  
*Primus SuperSpeciality Hospital, New Delhi*

Very good.

**WT**  
*Countess of Chester Hospital, Chester*

I was very happy attending this course. I felt a lot more confident attending and the exam after attending the course.

**AV**  
*University Malaya Medical Center*

Very well organised - managed to cover a large volume of material within 1 day. Particularly like the skull base and head and neck anatomy session and talking through the vestibular exam. The mock exam was useful.

**MH**  
*Royal Gwent Hospital, Newport*

## Individual Comments

Well ran course with knowledgeable instructors.

**RA**

***Craigavon Area Hospital, Craigavon***

This course was very useful to me...especially to develop communication skills .

**RR**

***Muthu Kumaran Medical College***



# DOCTORS ACADEMY

BETTER EDUCATION. BETTER HEALTH.

Doctors Academy is an international non-profit organisation which comprises of doctors, dentists and scientists. The aim of the Academy is to disseminate information and facilitate the exchange of medical knowledge between professionals from diverse backgrounds who work in various healthcare settings. In order to achieve this, a diverse range of educational activities are undertaken globally which are further complemented by our publishing house, online resources, and international events and competitions.

## Courses (a selection):

### Undergraduate:

- Final Year Medicine and Surgical Revision Courses
- Training the Clinical Anatomy Trainer
- Clinical Anatomy as Applied to Trauma and Emergency Medicine
- Surgical Anatomy of Important Operative Procedures
- Future Surgeons: Key Skills (RCSEd delivered)
- Structured Introduction to Surgical Skills

### Postgraduate:

- MRCS Part A and Part B OSCE
- MRCEM Part A
- DOHNS OSCE
- Intercollegiate Basic Surgical Skills (RCSEd delivered)
- MRCP PACES
- FRCS (General Surgery) Exit Exam
- Cadaveric Ultrasound-Guided Musculoskeletal Intervention Course
- Ultrasound-Assisted Botulinum Toxin Injection for Neuromuscular Disorders
- Live Advanced Laparoscopic Colorectal Course
- Infant Hip Ultrasound Course for Developmental Dysplasia of the Hip



## Forthcoming Key Events:

- **International Medical Summer School**  
*Manchester, 31<sup>st</sup> July to 4<sup>th</sup> August 2017*
- **International Academic Research Conference**  
*Manchester, 5<sup>th</sup> August 2017*
- **World University Anatomy Challenge**  
*Manchester, 4<sup>th</sup> August 2017*

## Publications



[publications.doctorsacademy.org](http://publications.doctorsacademy.org)

## World Journal of Medical Education & Research



Peer-reviewed academic journal  
with ISSN.

- No fee to view, read and download articles
- No subscription charges
- No submission fees
- No manuscript processing fee
- No publishing fee
- No cost to read, write or publish!

[wjmer.co.uk](http://wjmer.co.uk)

## Online Revision Resources

DoctorExams consists of thousands of questions with detailed explanations in MCQ, EMQ, SBA and SAQ formats. The questions have been written by the Doctors Academy group of experienced clinicians and clinical academics, with mock exams and feedback on performance included to aid a candidate's focused revision of the given topics. Based on past exams, these questions have been carefully designed to meet the needs of undergraduate students and postgraduate trainees undertaking relevant speciality exams.

### Resources for:

- Medical Students
- Dental Students
- International Entrance Exams
- MRCS Exams
- General Surgery Exams
- Plastic Surgery Exams
- DOHNS Exam

[doctorexams.co.uk](http://doctorexams.co.uk)

# [www.doctorsacademy.org](http://www.doctorsacademy.org)