


DOCTORS ACADEMY



BETTER EDUCATION. BETTER HEALTH.



Cardiff MRCS Course: Intensive Preparatory Course for MRCS OSCE

Feedback - June 2021

Cardiff MRCS Course: Intensive Preparatory Course for MRCS OSCE

This two-day intensive preparatory course was specifically designed for candidates appearing for the MRCS exam in July 2021. The course primarily focussed on practice of hands-on practical skills, clinical examination skills, and communication skills. In addition, there were small group sessions (question and answer format) of the core knowledge areas tested in the exam, although there was no teaching on these topics.

This attendance course was delivered to a small group of delegates and complied with the Health Authority and Government guidelines for social distancing and other appropriate measures.

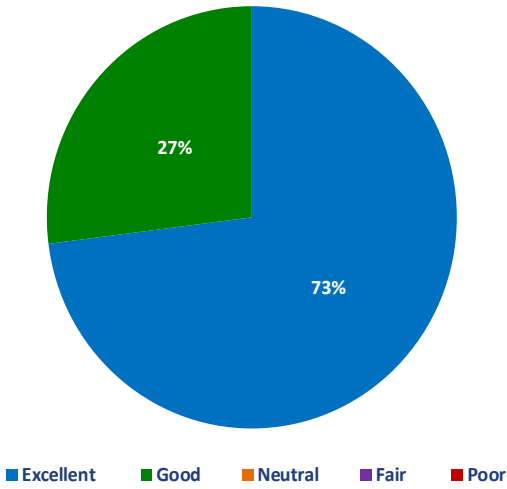
Course Information

Venue:	College of Physicians and Surgeons of Cardiff, Frazer Building, 126 Bute Street, Cardiff Bay, Cardiff
Dates:	19th and 20th June 2021
Attendance:	36 Delegates
Aimed at:	Candidates Preparing for the MRCS OSCE Examination
Course Fee:	£465.00

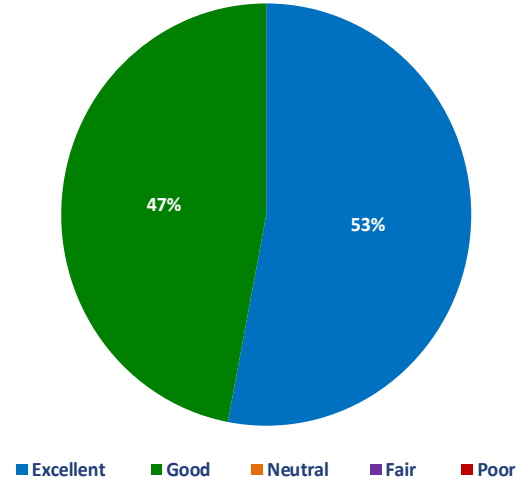


Overall Feedback

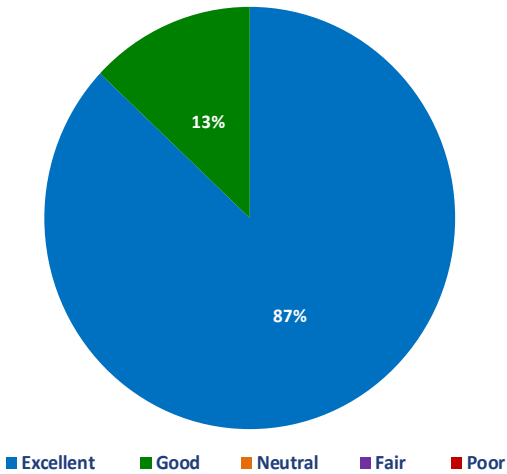
How was the clarity of the lectures?



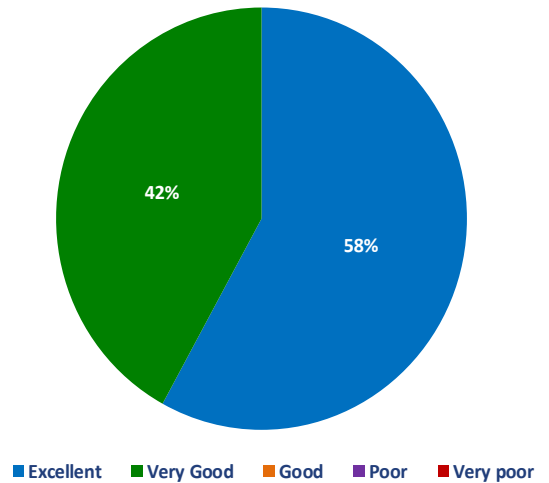
How would you rate the general academic standard of the tutors?



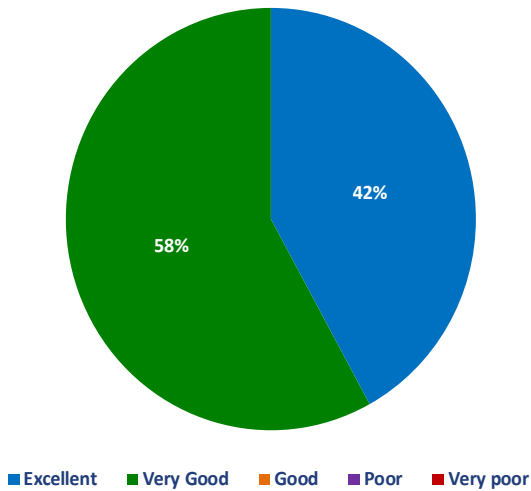
How do you rate the relevance of the course to your studies?



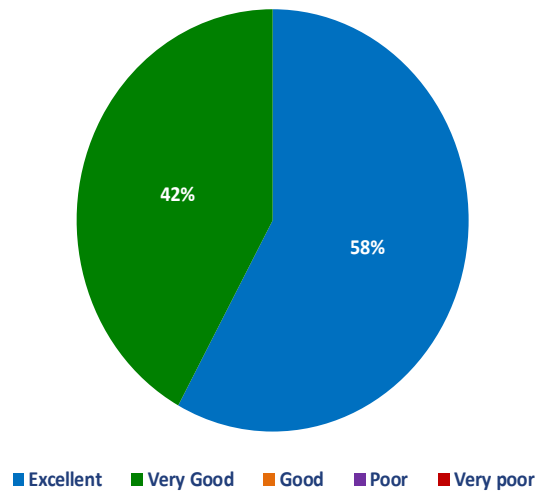
Catheterisation and Pelvic Trauma



Cannulation and ABG

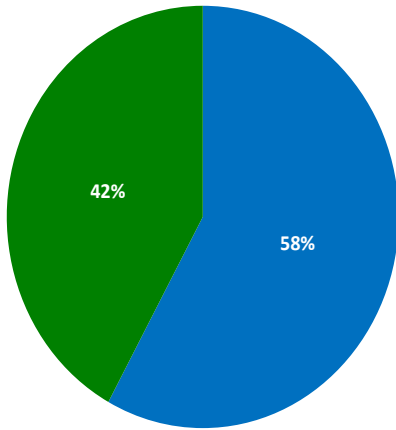


Wound Debridement



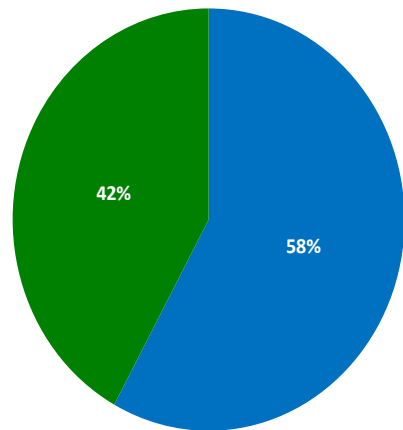
Overall Feedback

FNAC



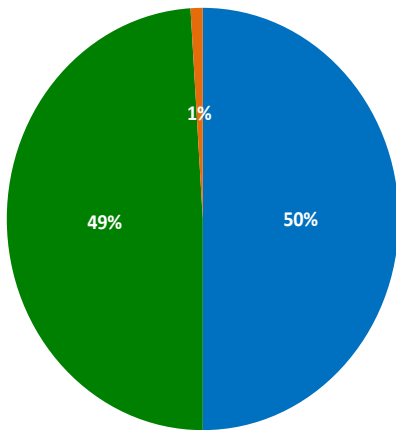
■ Excellent ■ Very Good ■ Good ■ Poor ■ Very poor

Discussion on Chest Drain Insertion



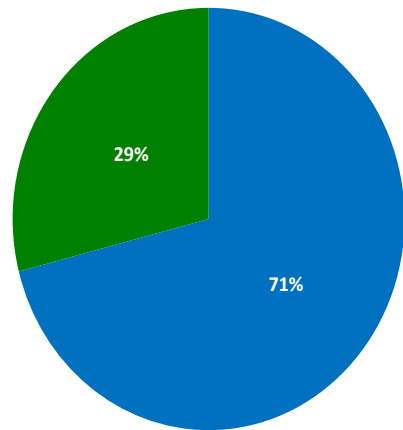
■ Excellent ■ Very Good ■ Good ■ Poor ■ Very poor

Discussion on Lumbar Puncture



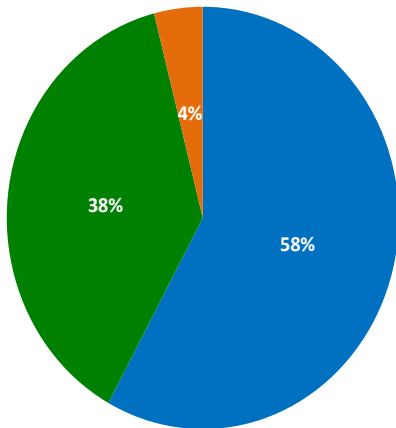
■ Excellent ■ Very Good ■ Good ■ Poor ■ Very poor

Knot Tying



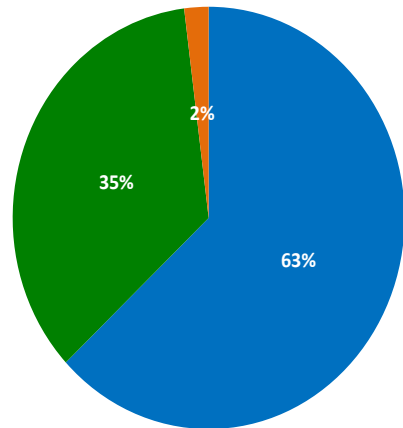
■ Excellent ■ Very Good ■ Good ■ Poor ■ Very poor

Excision of Lesion and Suturing



■ Excellent ■ Very Good ■ Good ■ Poor ■ Very poor

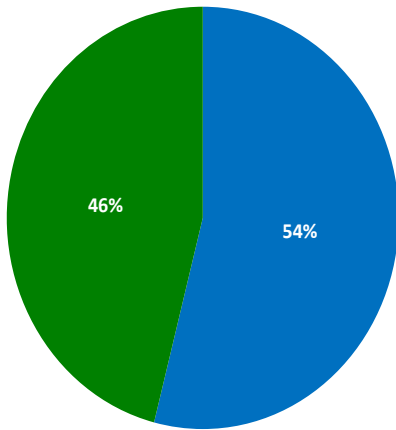
Sutures and Suture Materials



■ Excellent ■ Very Good ■ Good ■ Poor ■ Very poor

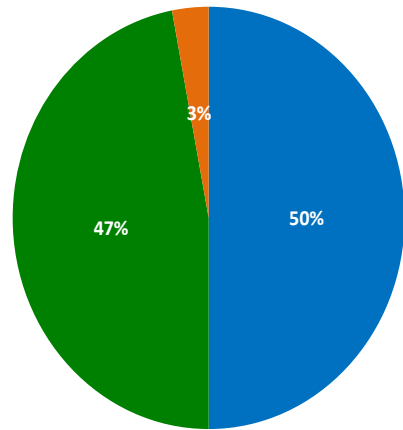
Overall Feedback

Wound Healing and Reconstructive Surgery



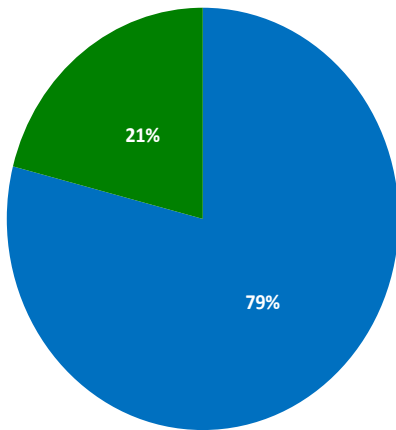
■ Excellent ■ Very Good ■ Good ■ Poor ■ Very poor

Theatre List Prioritisation



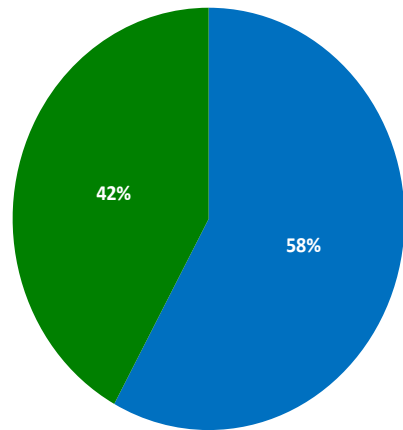
■ Excellent ■ Very Good ■ Good ■ Poor ■ Very poor

Skull Base Revision



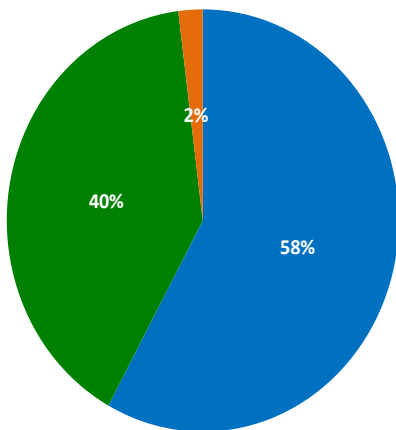
■ Excellent ■ Very Good ■ Good ■ Poor ■ Very poor

Osteology Revision



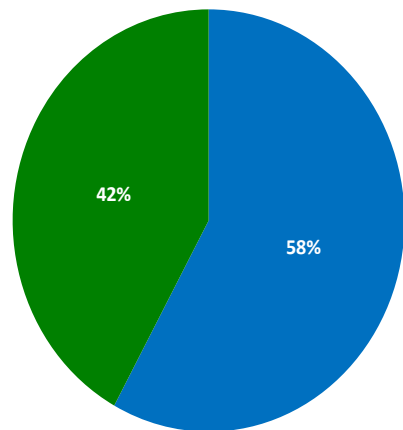
■ Excellent ■ Very Good ■ Good ■ Poor ■ Very poor

Upper Limb Revision



■ Excellent ■ Very Good ■ Good ■ Poor ■ Very poor

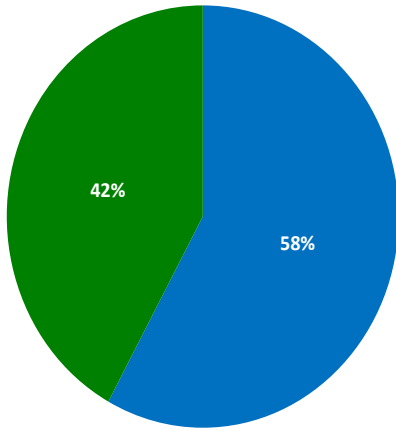
Lower Limb Revision



■ Excellent ■ Very Good ■ Good ■ Poor ■ Very poor

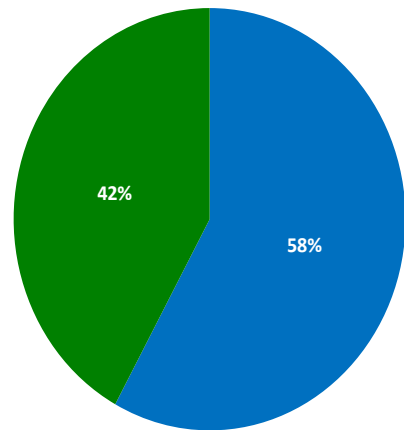
Overall Feedback

General Abdomen Revision



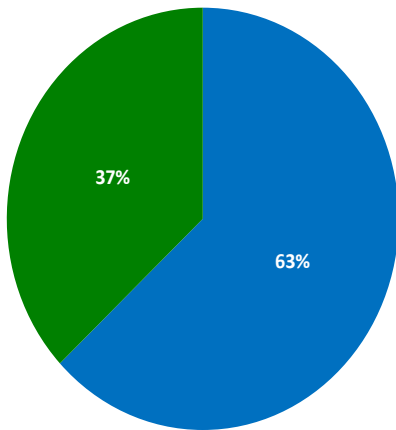
■ Excellent ■ Very Good ■ Good ■ Poor ■ Very poor

Knot Tying



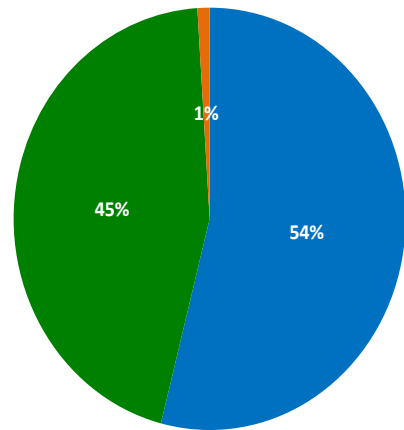
■ Excellent ■ Very Good ■ Good ■ Poor ■ Very poor

Examination of the Hip and Knee



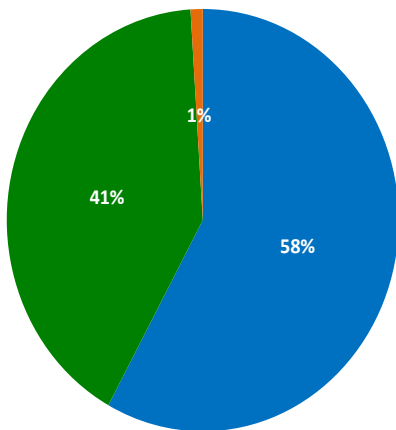
■ Excellent ■ Very Good ■ Good ■ Poor ■ Very poor

Examination of the Shoulder and Back



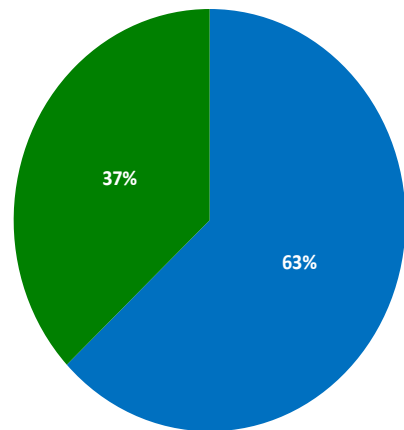
■ Excellent ■ Very Good ■ Good ■ Poor ■ Very poor

Examination of the Head and Neck



■ Excellent ■ Very Good ■ Good ■ Poor ■ Very poor

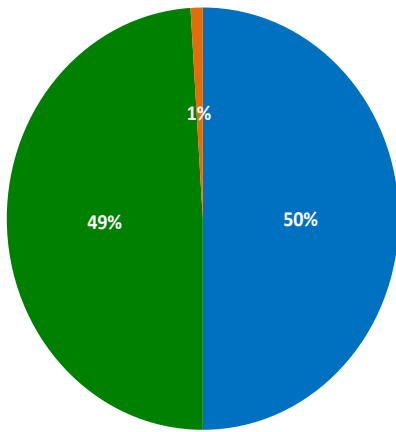
Examination of the Abdomen



■ Excellent ■ Very Good ■ Good ■ Poor ■ Very poor

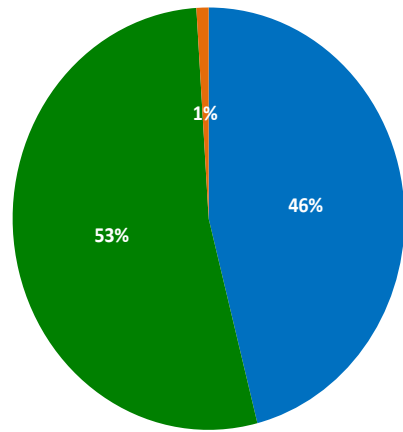
Overall Feedback

Examination of Varicose Veins



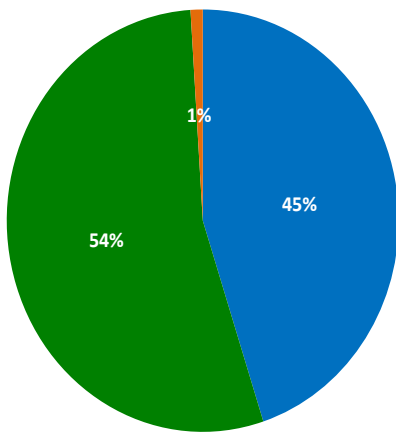
■ Excellent ■ Very Good ■ Good ■ Poor ■ Very poor

Discussion of Breast Examination



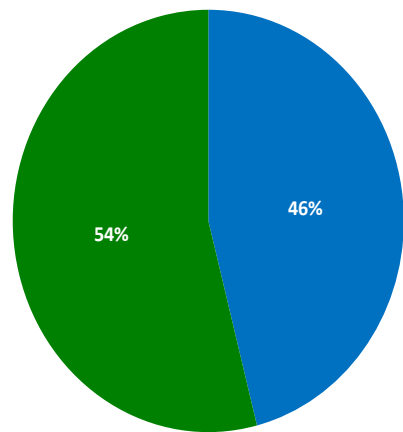
■ Excellent ■ Very Good ■ Good ■ Poor ■ Very poor

Discussion of Arterial Examination



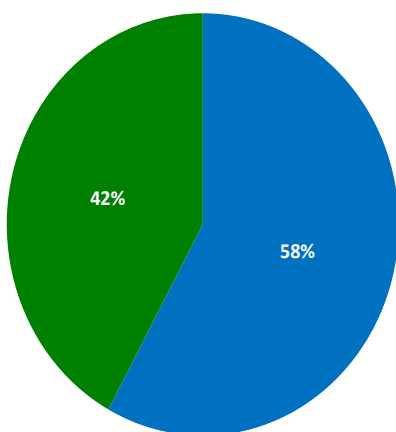
■ Excellent ■ Very Good ■ Good ■ Poor ■ Very poor

Discussion of Skin Cancers



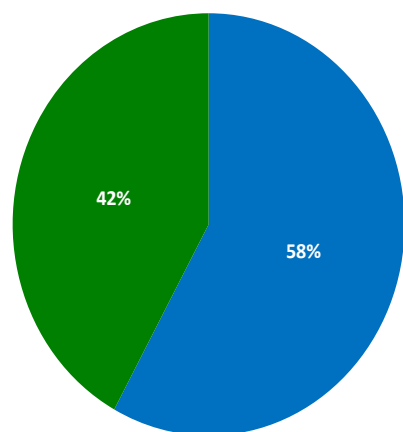
■ Excellent ■ Very Good ■ Good ■ Poor ■ Very poor

Communication Skills - Back Pain



■ Excellent ■ Very Good ■ Good ■ Poor ■ Very poor

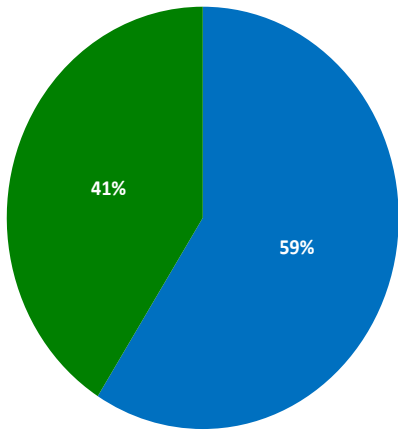
Communication Skills - Self Discharge



■ Excellent ■ Very Good ■ Good ■ Poor ■ Very poor

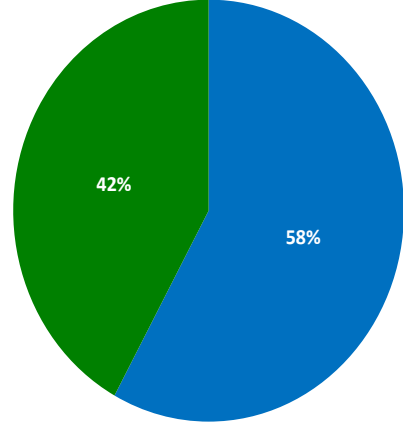
Overall Feedback

Communication Skills - Cancelled Operation



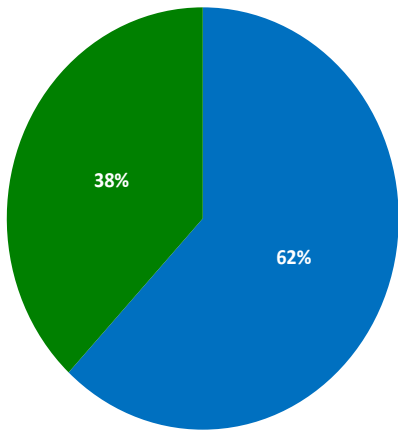
■ Excellent ■ Very Good ■ Good ■ Poor ■ Very poor

Communication Skills –Delayed Diagnosis (Carcinoid)



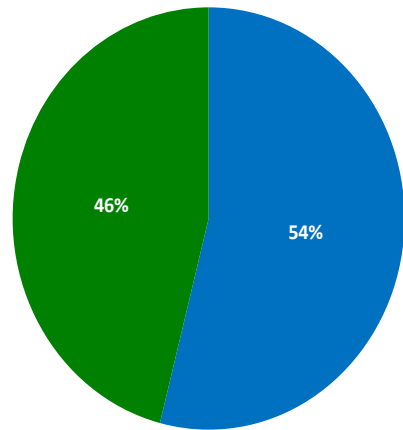
■ Excellent ■ Very Good ■ Good ■ Poor ■ Very poor

Communication Skills - Telephone Conversation with Consultant



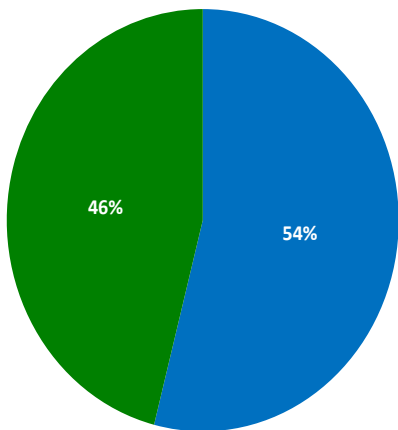
■ Excellent ■ Very Good ■ Good ■ Poor ■ Very poor

Communication Skills - Consenting for Operations/Procedures



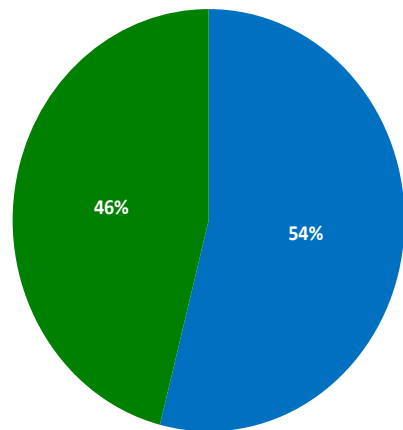
■ Excellent ■ Very Good ■ Good ■ Poor ■ Very poor

Communication Skills - Breast Cancer



■ Excellent ■ Very Good ■ Good ■ Poor ■ Very poor

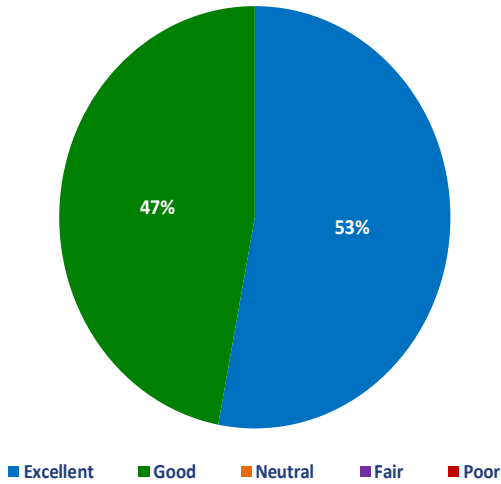
Communication Skills - Colorectal Cancer



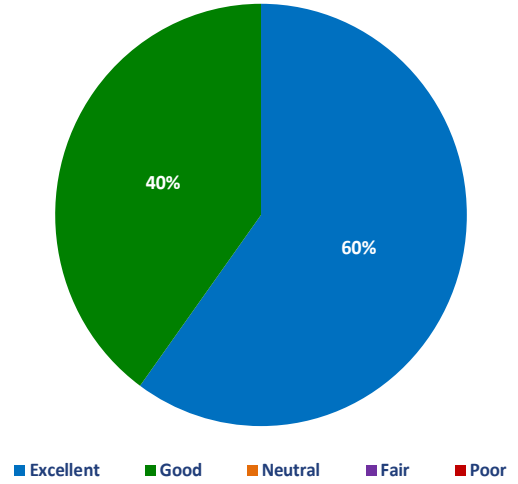
■ Excellent ■ Very Good ■ Good ■ Poor ■ Very poor

Overall Feedback

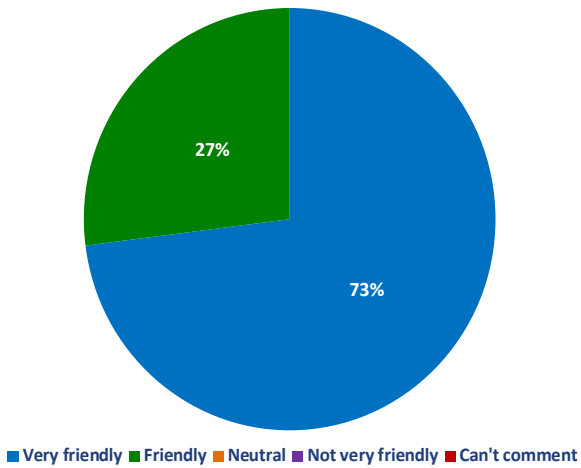
How were the facilities and venue?



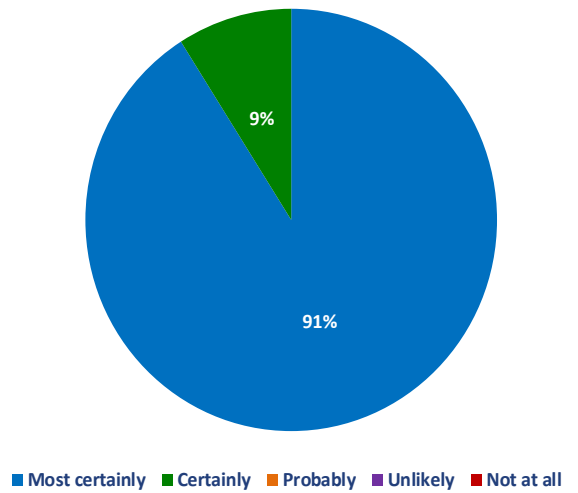
How were the refreshments and lunch?



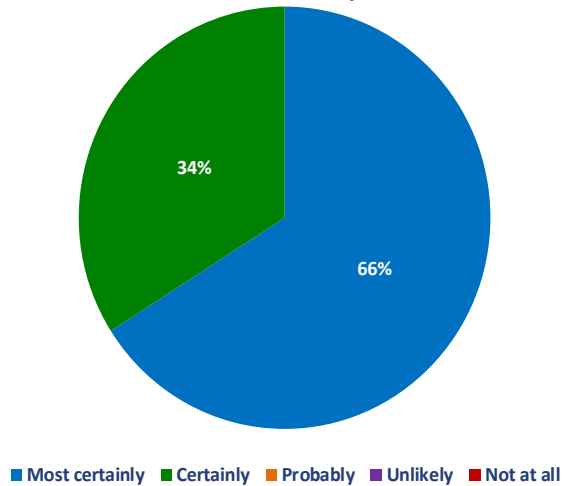
How was the general friendliness of the faculty and organisers?



Would you recommend this course to a friend?



Do you think that this course provided good value for money?



Individual Comments

Great course! I feel more informed now of what to expect in the exam!! I would like to make particular mention to the doctor who taught skull base anatomy - he was excellent and clearly knows his stuff!!

YA
Queen Elizabeth Medical Centre, Birmingham, UK

Excellent course positioned very well in the run up to the exam (just a couple of weeks prior - not too early, not too late). Useful pointers to high yield material, very friendly and approachable faculty. Well organised, intense but very effective!

MS
Whipps Cross University Hospital, London, UK

I especially enjoyed all sessions provided by Fran, the ortho reg. She is an amazing teacher. Also the skull base session was extremely clear and helpful.

JF
Gloucestershire Royal Hospital, Gloucester, UK

Very thorough course - boosted my confidence prior to the MRCS exam.

SV
University Hospital, Coventry, UK

It was a really well organised course.

AV
Basildon and Thurrock NHS Foundation Trust, UK

Very impressive.

SS
Sir H N Reliance Hospital, Mumbai, India

Fantastic. Very informative and very welcoming.

MF
Gloucestershire Royal Hospital, Gloucester, UK

Orthopaedic consultant Mr Yogesh was a fantastic tutor.

AM
George Eliot Hospital, Nuneaton, UK

Just fantastic! Highly informative and everything just makes sense before the big day. So many tips and tricks provided that really change the way you look at the exam!

KB
Seychelles Hospital, Mahe

Excellent, very well organised, all staff very friendly. Prof Enoch is so unbelievably knowledgeable and his style of teaching is great. Special mention to Connor just incredible!! Thanks so much for simplifying skull base!

CJ
Morrison Hospital, Swansea, UK

Individual Comments

Highly relevant intensive revision of MRCS syllabus relevant to Part B. Great clinical knowledge, and knowledge of exam format by tutors.

LW

Wrexham Maelor Hospital, Wrexham, UK

Impressed.

BA

Wexham Park Hospital, Slough, UK



DOCTORS ACADEMY

BETTER EDUCATION. BETTER HEALTH.

Doctors Academy is a UK-based International Non-Profit Organisation comprising of doctors, dentists and scientists that undertakes a diverse range of educational activities globally. The aim of the Academy is to disseminate information and exchange medical knowledge between professionals from diverse backgrounds working in a variety of healthcare settings. This is achieved by the provision of a number of attendance courses, publishing house, online resources and international events / competitions.

Courses (a selection):

Undergraduate:

- Final Year Medicine and Surgical Revision Courses
- Training the Clinical Anatomy Trainer
- Clinical Anatomy as Applied to Trauma and Emergency Medicine
- Surgical Anatomy of Important Operative Procedures
- Future Surgeons: Key Skills (RCSEd delivered)
- Structured Introduction to Surgical Skills

Postgraduate:

- MRCS Part A
- MRCEM Part A
- MRCS Part B OSCE
- DOHNS: Intensive Revision & OSCE
- Intercollegiate Basic Surgical Skills (RCSEd delivered)
- MRCP PACES Part 2
- FRCS (General Surgery) Exit Exam
- Cadaveric Ultrasound-Guided Musculoskeletal Intervention Course
- Ultrasound-Assisted Botulinum Toxin Injection for Neuromuscular Disorders
- Live Advanced Laparoscopic Colorectal Course



Forthcoming key events:

- International Medical Summer School
- International Academic and Research Conference
- World University Anatomy Challenge

Publications



publications.doctorsacademy.org

World Journal of Medical Education & Research



Peer-reviewed academic journal
with ISSN.

- No fee to view, read and download articles
- No subscription charges
- No submission fees
- No manuscript processing fee
- No publishing fee
- No cost to read, write or publish!

wjmer.co.uk

Online Revision Resources

DoctorExams consists of 1000s of questions with detailed explanations in MCQ, EMQ, SBA and SAQ formats. Questions are written by the Doctors Academy group of experienced clinicians and clinical academics, with mock exams and feedback on performance included to aid a candidate's focused revision of topics. Based on past exams, these questions are carefully crafted to suit the requirements of undergraduate students & postgraduate trainees undertaking relevant speciality exams.

Resources for:

- Medical Students
- Dental Students
- International Entrance Exams
- MRCS Exams
- General Surgery Exams
- Plastic Surgery Exams
- DOHNS Exams

www.doctorexams.co.uk

www.doctorsacademy.org