

The background of the page is a photograph of three medical students in a clinical setting. They are wearing white lab coats over blue scrubs and have stethoscopes around their necks. They are gathered around a desk, looking at a computer monitor. One student is pointing at the screen with a pen. The scene is brightly lit, suggesting a modern hospital or clinic environment.

**Cardiff MRCS Course:
Final Revision for MRCS OSCE**
(includes basic sciences and procedural skills)

Feedback - September 2018

Cardiff MRCS Course: Final Revision for MRCS OSCE (includes basic sciences and procedural skills)

This two-day intensive course was specifically designed for candidates appearing for the MRCS exam in October 2018. The course was suitable for candidates who have done adequate prior revision and wish to brush-up on the whole exam syllabus, distributed within the 18 stations, in 2 days. The course involved a series of short interactive sessions and focused discussion highlighting the 'must know' areas. Candidates were taken through the 'high yield' core topics in Applied Basic Sciences, and Clinical Knowledge and its application. The course also provided practice of clinical examination and communication skills, and commonly tested procedural skills. This two-day course is calculated to be worth a minimum of 60 hours of individual revision.

Topics covered

- o Applied surgical anatomy
- o General physiological principles
- o General and system specific pathology
- o Principles of surgery in general
- o Overview of clinical examination and communication skills
- o Practice of procedural skills

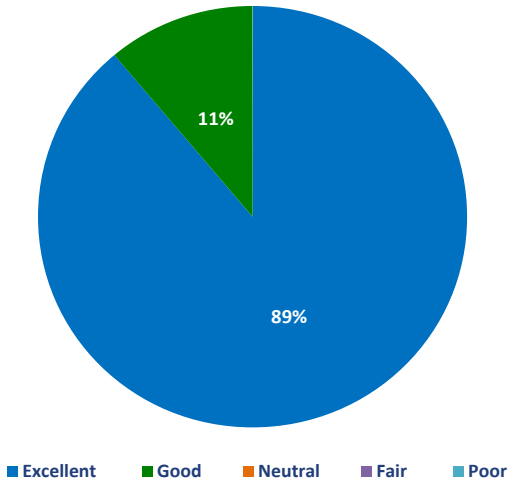
Course Information

Course date:	29th and 30th September 2018
Venue:	School of Biosciences, Cardiff University
Attendance:	17 Delegates
Aimed at:	Medical Students
Course fee:	£365.00

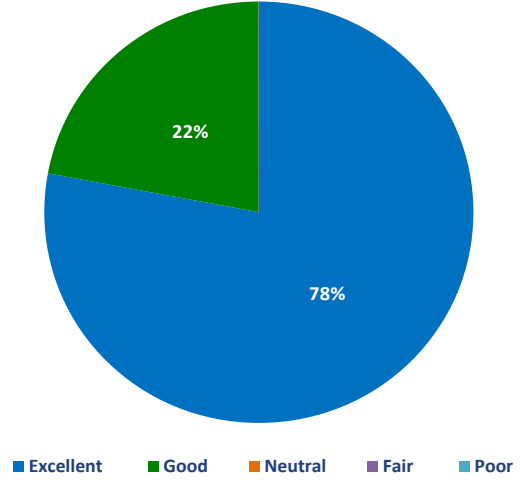


Overall Teaching Feedback

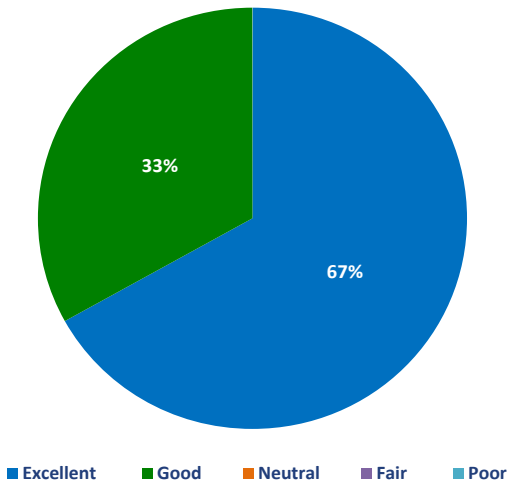
How was the content of the course?



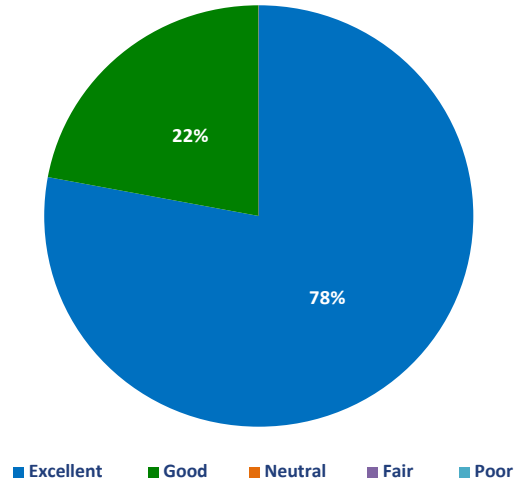
How would you rate the general academic standard of the main lecturer?



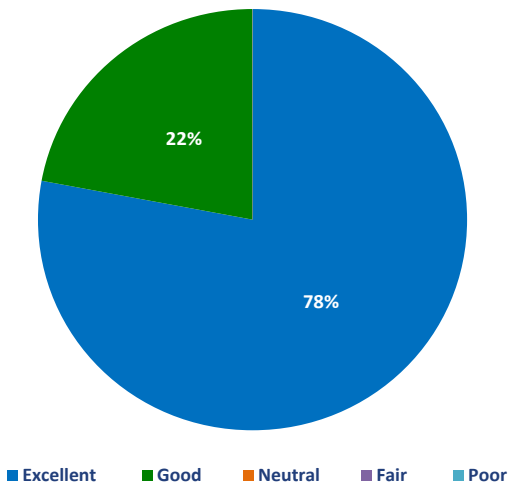
How would you rate the general academic standard of the tutors?



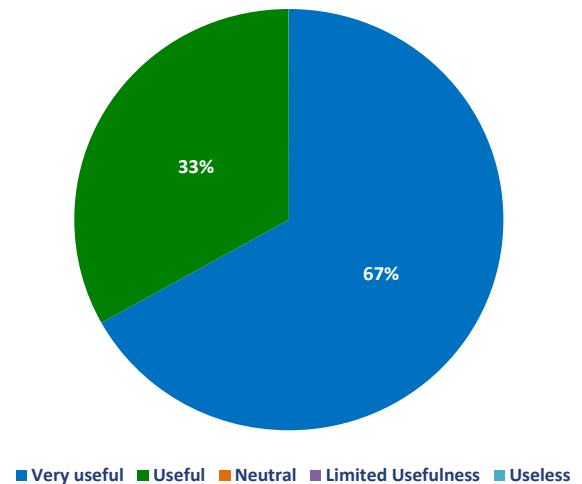
How was the clarity of the teaching?



Did the course cover the main topics that you consider are important for the exam?

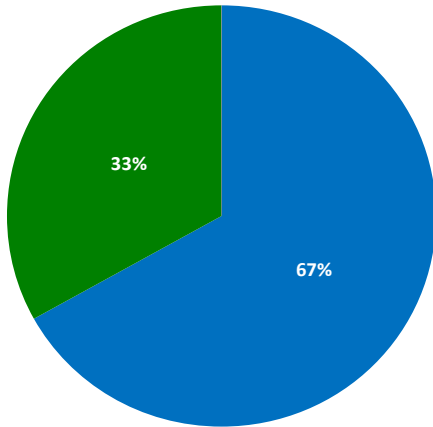


How useful was the overview of anatomy session on Saturday morning?



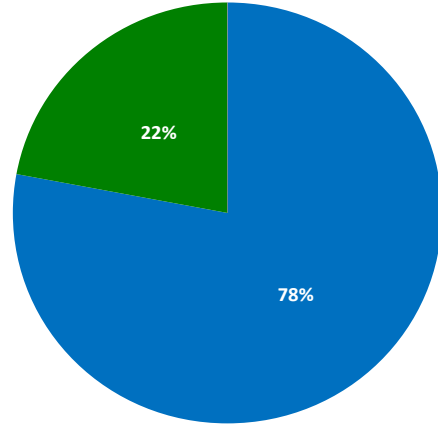
Overall Teaching Feedback

How useful was the general revision session on Sunday?



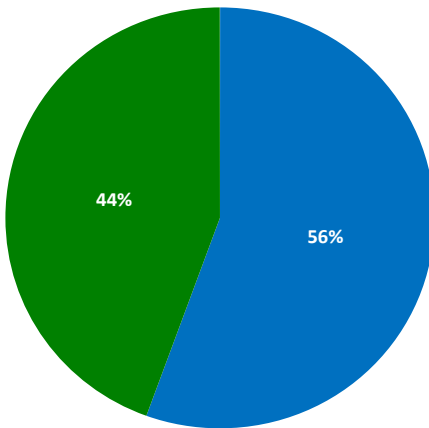
■ Very useful ■ Useful ■ Neutral ■ Limited Usefulness ■ Useless

Pathophysiology and Principles of Management in Burns



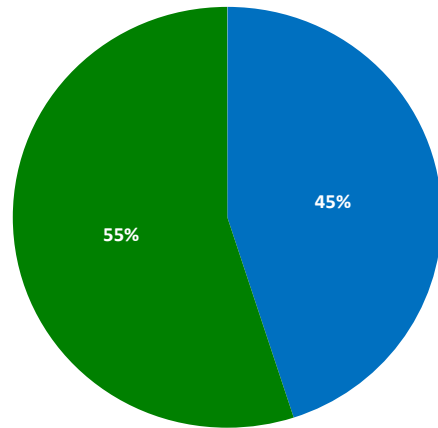
■ Excellent ■ Good ■ Neutral ■ Fair ■ Poor

Spinal Cord Lesions



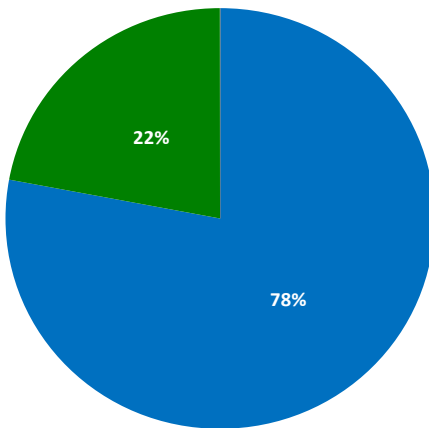
■ Excellent ■ Good ■ Neutral ■ Fair ■ Poor

Autonomic Nervous System



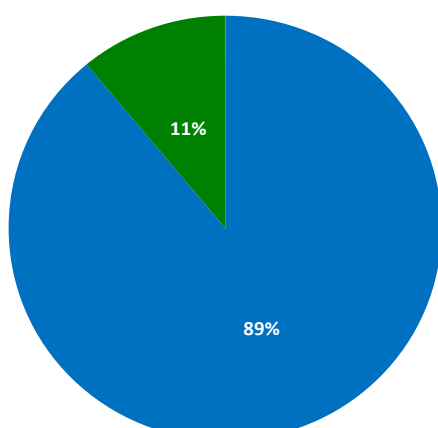
■ Excellent ■ Good ■ Neutral ■ Fair ■ Poor

Dissection Room: Skull Base



■ Excellent ■ Good ■ Neutral ■ Fair ■ Poor

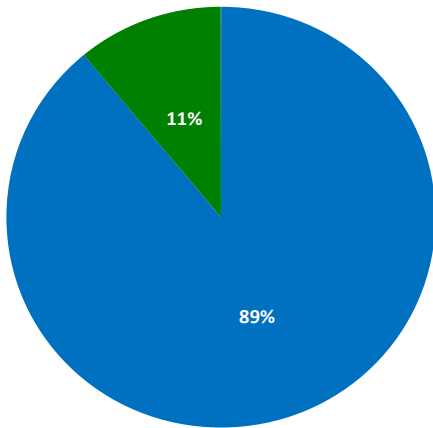
Cadaveric prosection: Thorax



■ Excellent ■ Good ■ Neutral ■ Fair ■ Poor

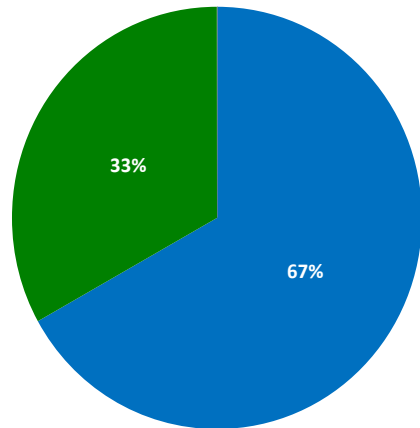
Overall Teaching Feedback

Cadaveric prosection: Upper Limb



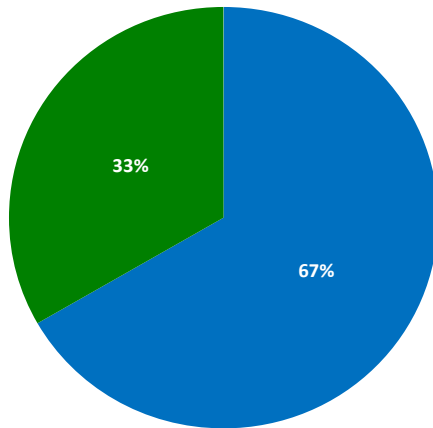
■ Excellent ■ Good ■ Neutral ■ Fair ■ Poor

Cadaveric prosection: Abdomen



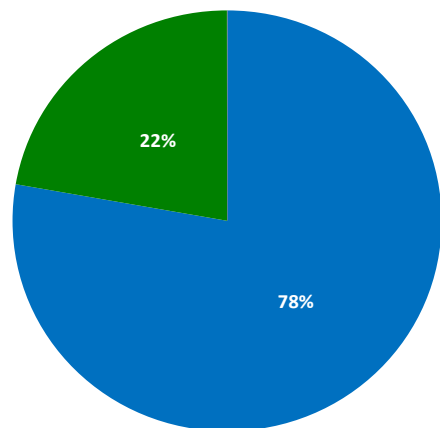
■ Excellent ■ Good ■ Neutral ■ Fair ■ Poor

Cadaveric prosection: Lower Limb



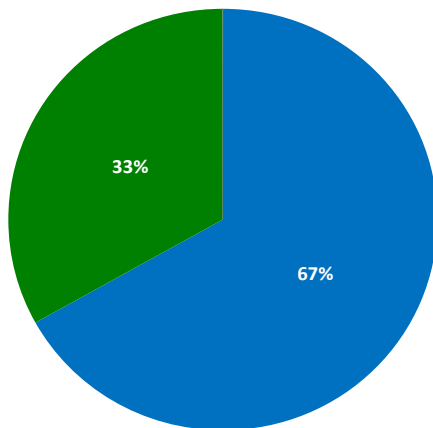
■ Excellent ■ Good ■ Neutral ■ Fair ■ Poor

Cadaveric prosection: Neck and Face



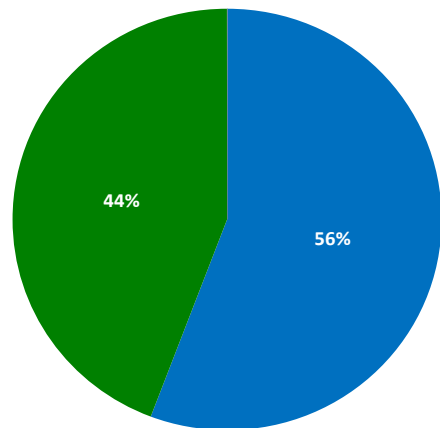
■ Excellent ■ Good ■ Neutral ■ Fair ■ Poor

Cadaveric prosection: Vascular



■ Excellent ■ Good ■ Neutral ■ Fair ■ Poor

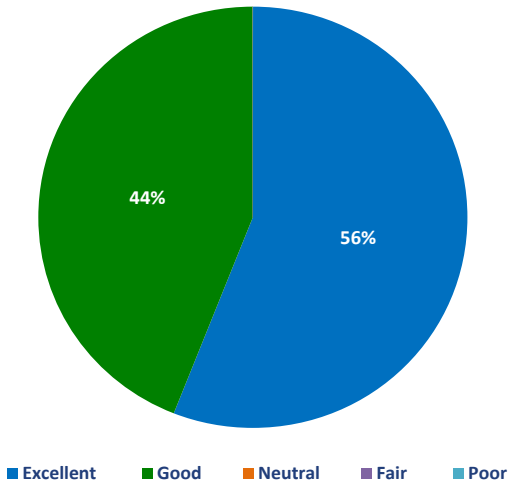
Procedural Skills: Suturing



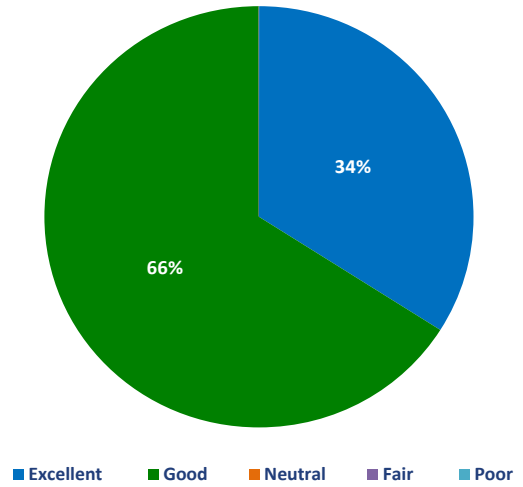
■ Excellent ■ Good ■ Neutral ■ Fair ■ Poor

Overall Teaching Feedback

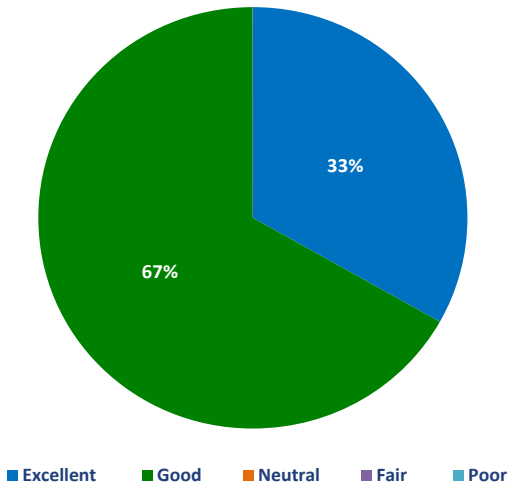
Procedural Skills: Knot Tying



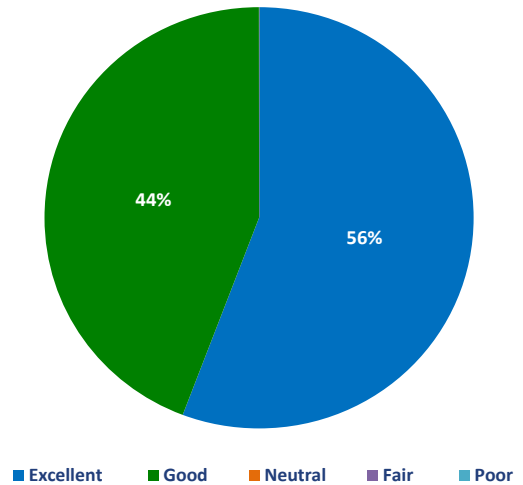
Procedural Skills: Urinary Catheterisation



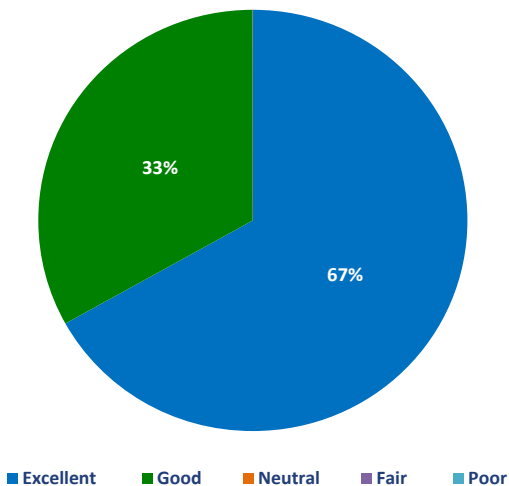
Procedural Skills: Venepuncture of High-Risk Patient



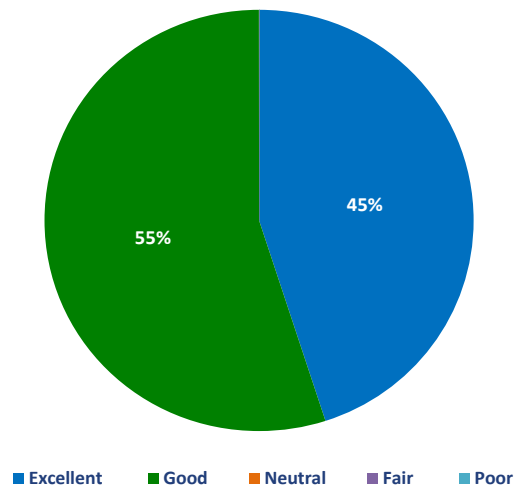
Procedural Skills: Knot Tying



Procedural Skills: Simple Suturing

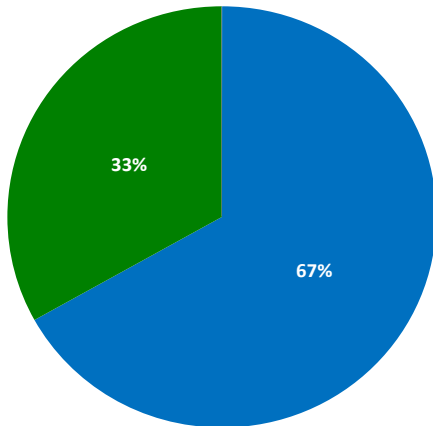


Procedural Skills: Discussion on ABG



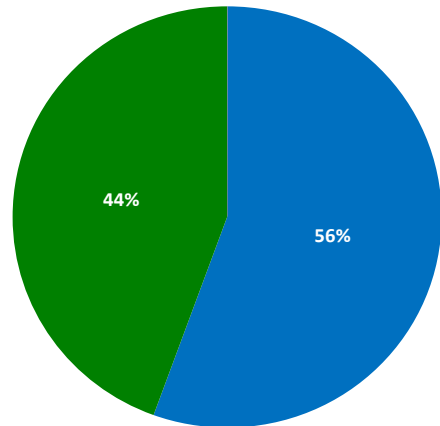
Overall Teaching Feedback

Procedural Skills: Surgical Excision of a Naevus



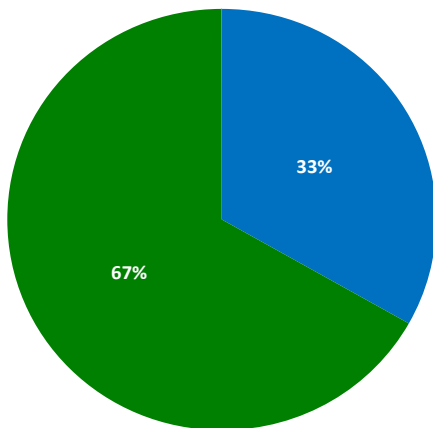
■ Excellent ■ Good ■ Neutral ■ Fair ■ Poor

Procedural Skills: Debridement of a Contaminated Wound



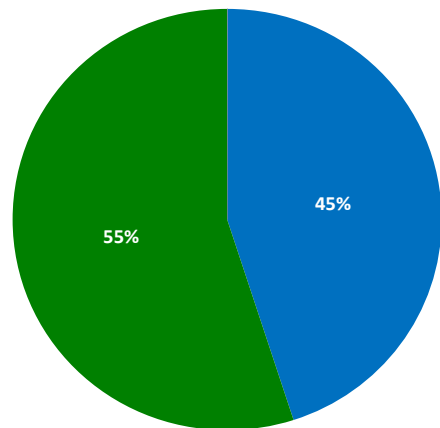
■ Excellent ■ Good ■ Neutral ■ Fair ■ Poor

Procedural Skills: Fine Needle Aspiration Cytology



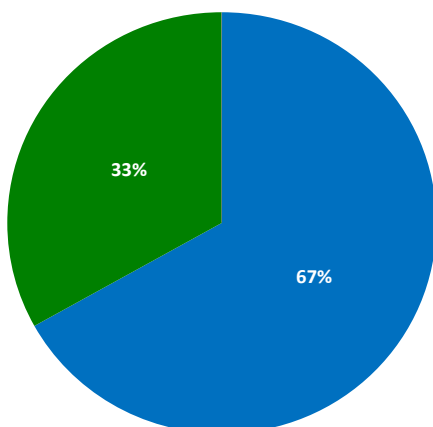
■ Excellent ■ Good ■ Neutral ■ Fair ■ Poor

Procedural Skills: Lumbar Puncture (layers, indications)



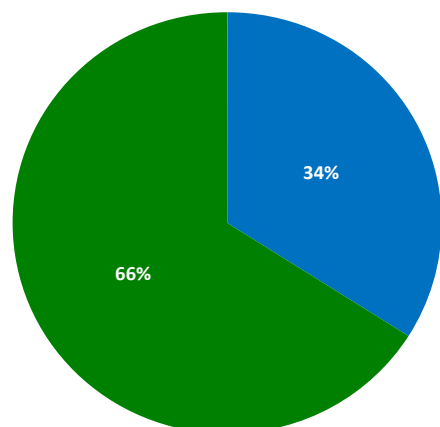
■ Excellent ■ Good ■ Neutral ■ Fair ■ Poor

Clinical Examination: Cranial Nerves



■ Excellent ■ Good ■ Neutral ■ Fair ■ Poor

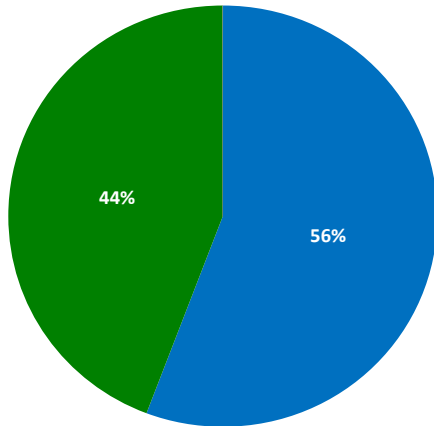
Clinical Examination: Neck



■ Excellent ■ Good ■ Neutral ■ Fair ■ Poor

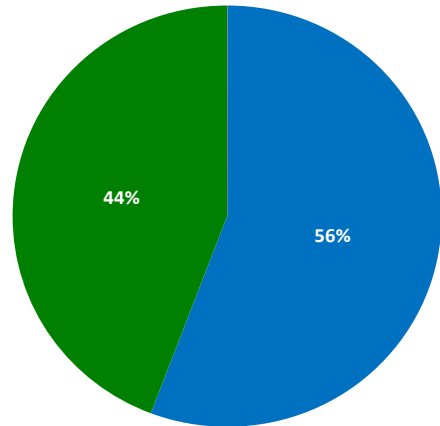
Overall Teaching Feedback

Clinical Examination: Arterial Examination



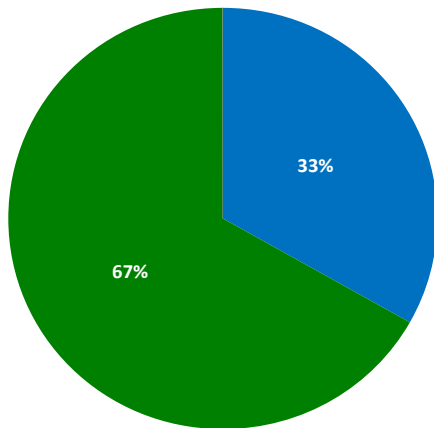
■ Excellent ■ Good ■ Neutral ■ Fair ■ Poor

Clinical Examination: Varicose Vein Examination



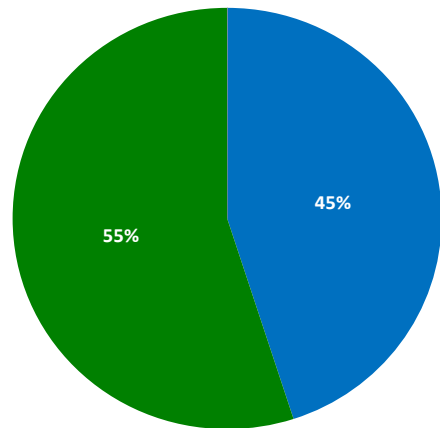
■ Excellent ■ Good ■ Neutral ■ Fair ■ Poor

Clinical Examination: Shoulder



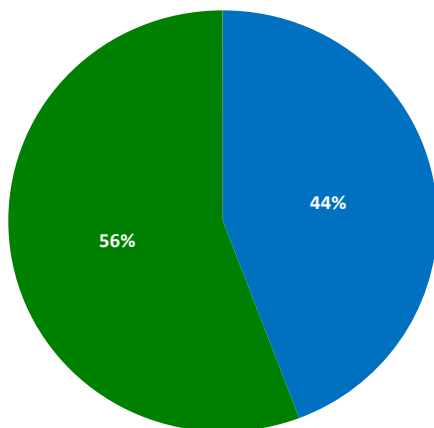
■ Excellent ■ Good ■ Neutral ■ Fair ■ Poor

Clinical Examination: Spine



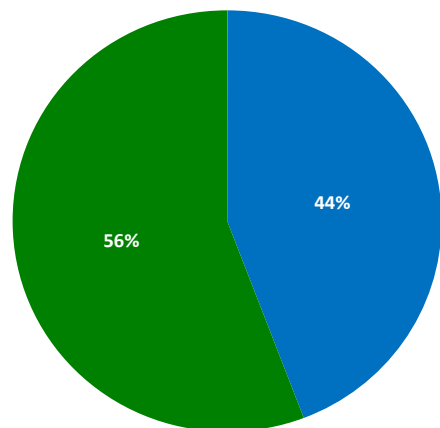
■ Excellent ■ Good ■ Neutral ■ Fair ■ Poor

Clinical Examination: Hip



■ Excellent ■ Good ■ Neutral ■ Fair ■ Poor

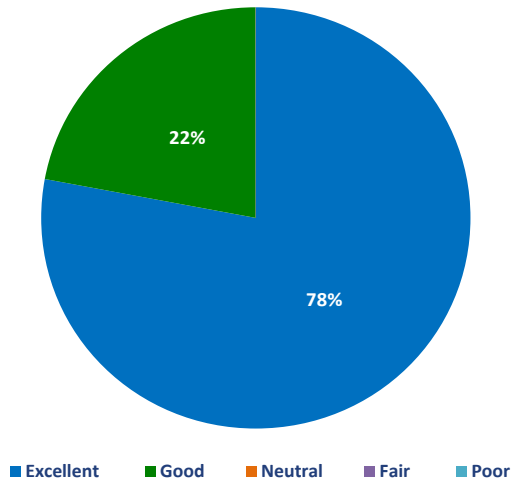
Clinical Examination: Knee



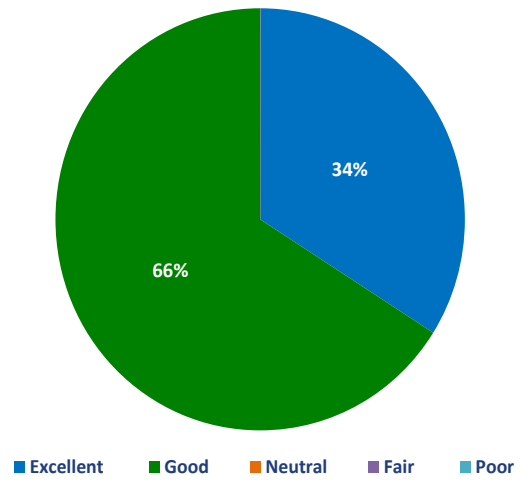
■ Excellent ■ Good ■ Neutral ■ Fair ■ Poor

Overall Teaching Feedback

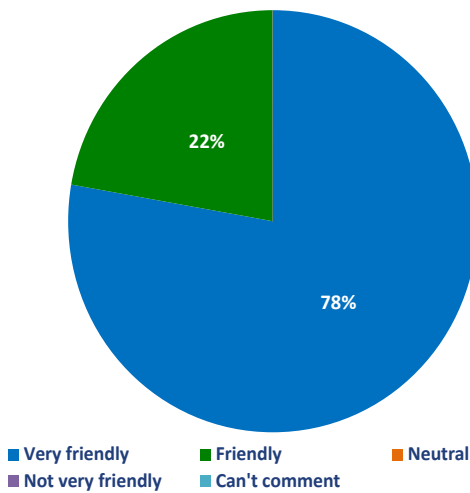
How were the facilities and venue?



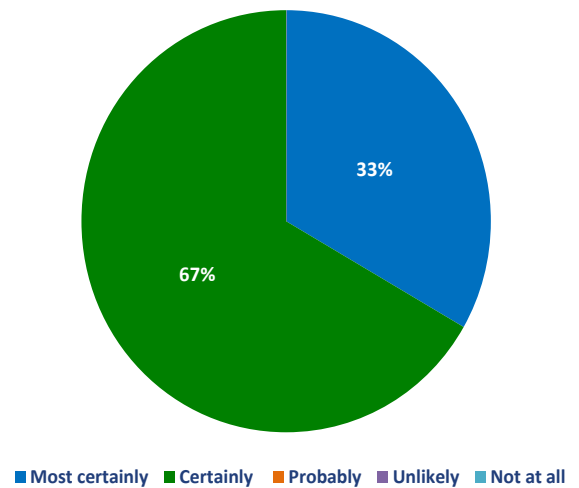
How were the refreshments and lunch?



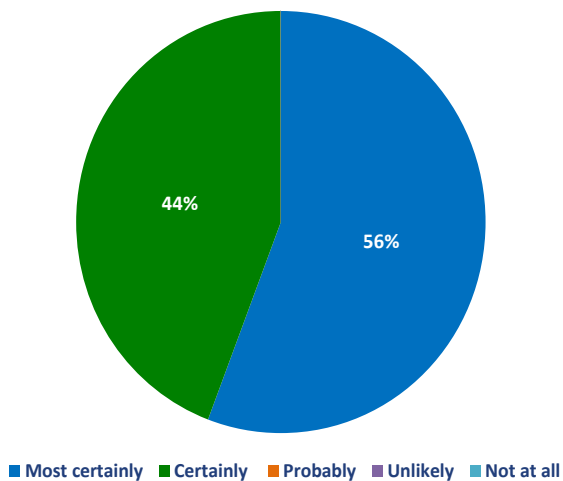
How was the general friendliness of the faculty and organisers?



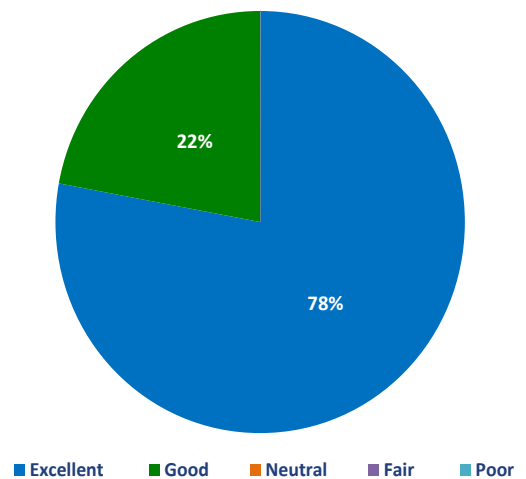
Would you recommend this course to a friend?



Do you think that this course provided good value for money?

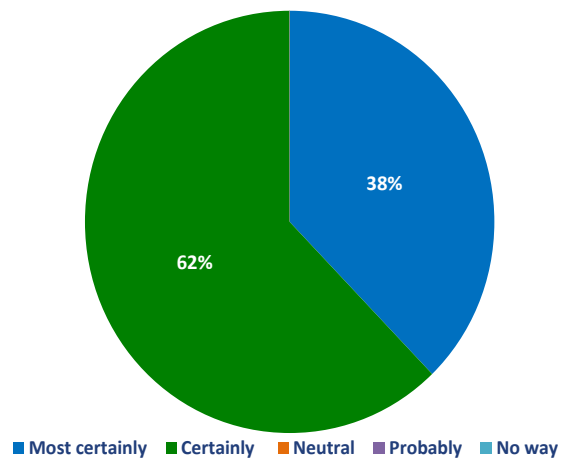


How do you rate the relevance of the course to your exam?



Overall Teaching Feedback

Do you feel that the course provided you with a self-assessment of your strengths and weaknesses, and areas you need to read/brush



Individual Comments

Very good.

AO
King Abdullah University Hospital, Jordan

Excellent and very helpful.

FM
Ashford & St Peters Hospitals NHS Trust, United Kingdom, Europe

5 star rating. Excellent overall and very relevant.

LG
University Hospital Monklands

Impressive.

SM
Norfolk and Norwich University Hospital NHS, United Kingdom, Europe

Excellent.

AM
Poole Hospital NHS Trust, United Kingdom, Europe

Great.

FG
Hampshire Hospitals NHS Foundation Trust, United Kingdom, Europe



DOCTORS ACADEMY

BETTER EDUCATION. BETTER HEALTH.

Doctors Academy is a UK-based International Non-Profit Organisation comprising of doctors, dentists and scientists that undertakes a diverse range of educational activities globally. The aim of the Academy is to disseminate information and exchange medical knowledge between professionals from diverse backgrounds working in a variety of healthcare settings. This is achieved by the provision of a number of attendance courses, publishing house, online resources and international events/ competitions.

Courses (a selection):

Undergraduate:

- Final Year Medicine and Surgical Revision Courses
- Training the Clinical Anatomy Trainer
- Clinical Anatomy as Applied to Trauma and Emergency Medicine
- Surgical Anatomy of Important Operative Procedures
- Future Surgeons: Key Skills (RCSEd delivered)
- Structured Introduction to Surgical Skills

Postgraduate:

- MRCS Part A
- MRCEM Part A
- MRCS Part B OSCE
- DOHNS: Intensive Revision & OSCE
- Intercollegiate Basic Surgical Skills (RCSEd delivered)
- MRCP PACES Part 2
- FRCS (General Surgery) Exit Exam
- Cadaveric Ultrasound-Guided Musculoskeletal Intervention Course
- Ultrasound-Assisted Botulinum Toxin Injection for Neuromuscular Disorders
- Live Advanced Laparoscopic Colorectal Course



Forthcoming key events:

- International Medical Summer School
- International Academic and Research Conference
- World University Anatomy Challenge

Publications



publications.doctorsacademy.org

World Journal of Medical Education & Research



Peer-reviewed academic journal with ISSN.

- No fee to view, read and download articles
- No subscription charges
- No submission fees
- No manuscript processing fee
- No publishing fee
- No cost to read, write or publish!

wjmer.co.uk

Online Revision Resources

DoctorExams consists of 1000s of questions with detailed explanations in MCQ, EMQ, SBA and SAQ formats. Questions are written by the Doctors Academy group of experienced clinicians and clinical academics, with mock exams and feedback on performance included to aid a candidate's focused revision of topics. Based on past exams, these questions are carefully crafted to suit the requirements of undergraduate students & postgraduate trainees undertaking relevant speciality exams.

Resources for:

- Medical Students
- Dental Students
- International Entrance Exams
- MRCS Exams
- General Surgery Exams
- Plastic Surgery Exams
- DOHNS Exams

www.doctorexams.co.uk

www.doctorsacademy.org