



The Royal College of Surgeons of Edinburgh
Future Surgeons: Key Skills

Feedback - November 2019

The Royal College of Surgeons of Edinburgh Future Surgeons: Key Skills

This one day Consultant-led course was specifically aimed at providing Medical Students in their clinical years and Junior Doctors with a structured programme to learn basic surgical skills and techniques that are common to all surgical practices. The course used animal tissue and simulation techniques to teach the participants a variety of surgical skills and techniques.

Features and Highlights:

- o Tutored and supervised by Consultant Surgeons from various disciplines.
- o Practical course with a high tutor-to-participant ratio.
- o Delivered using a series of tutor demonstrations and hands-on sessions where participants worked on animal tissue.
- o An official course of The Royal College of Surgeons of Edinburgh specifically aimed at Junior Doctors intending to pursue a career in surgery.
- o Certificate for your portfolio from The Royal College of Surgeons of Edinburgh and Doctors Academy.



Course Information

Course Date:	15th November 2019
Venue:	Arrowe Park Hospital, Wirral
Attendance:	20 Delegates
Aimed at:	Junior Doctors; Senior Medical Students
Course Fee:	£95.00

Run in partnership with:



Learning Outcomes:

- o To demonstrate safe practice when gowning and gloving.
- o To handle commonly used surgical instruments in a safe and effective manner.
- o To create secure 'Reef' and 'Surgeons' knots.
- o To pick up and safely drive a needle through tissue with accurate bite placement.
- o To perform an interrupted suture to close a wound.
- o To demonstrate the steps for excising a skin lesion under local anaesthesia.
- o To excise a subcutaneous cyst.
- o To drain a superficial abscess.
- o To be able to debride a traumatic wound.
- o To perform basic techniques used for laparoscopy.
- o To explain the principles of using safe diathermy.

Course Programme

- 0830 **Registration**
- 0850 **Introduction**
- 0900 **Gowning and Gloving**
- 0940 **Handling Instruments**
- 1015 **Knot-Tying (1)**
• Reef Knot
• Instrument Tie

1100 - 1115 Refreshment Break

- 1115 **Knot-Tying (2)**
• Surgeons Knot, Tie at Depth
- 1200 **Suturing**
• Needle Manipulation
• Interrupted Sutures
• Sub-Cuticular Absorbable Sutures
• Assisting
• Continuous Suture

1300 - 1340 Lunch Break

- 1340 **LA Techniques, Skin Lesions and Wound Management**
• Skin Lesions
• Cyst Removal
• Abscess Drainage and Excision
• Debridement
- 1440 **Diathermy**
- 1510 **Laparoscopy Skills**
• Hand-Eye Coordination
• Polo Mints Exercise
• Sugar Cubes Exercise
- 1610 **Question and Answer Session**
- 1630 **Feedback and Close**

Faculty

Course Convenor

Mr Venkat Srinivasan, MBBS, FRCS Ed, FRCS (ORL)

Consultant ENT Surgeon

Wirral University Teaching Hospital, Wirral

Senior Faculty

Mr Geoffrey Hooper, MMSc, MD, FRCS, FRCS Ed (Orth)

Retired Consultant Orthopaedic Surgeon

Surgical Tutor - Royal College of Surgeons of Edinburgh

Mr Muthukrishnan Ramakrishnan, MBBS, DOrth, MChOrth(Liverpool), FRCS, FRCS(Tr&Orth)

Consultant Orthopaedic Surgeon

Wirral University Teaching Hospital, Wirral

Mr Roop Tandon, MBBS, FRCS

Retired Consultant Orthopaedic Surgeon

Surgical Tutor - Royal College of Surgeons of Edinburgh

Assisting Faculty

Ms Claire Kilbride, BSc, MSc

Surgical Care Practitioner (Colorectal Surgery)

Wirral University Teaching Hospital, Wirral

Dr David Yousefi Azimi, MBBS, BSc, PG Dip MedEd

Speciality Trainee in Plastic Surgery

Royal Stoke University Hospital, Stoke-on-Trent

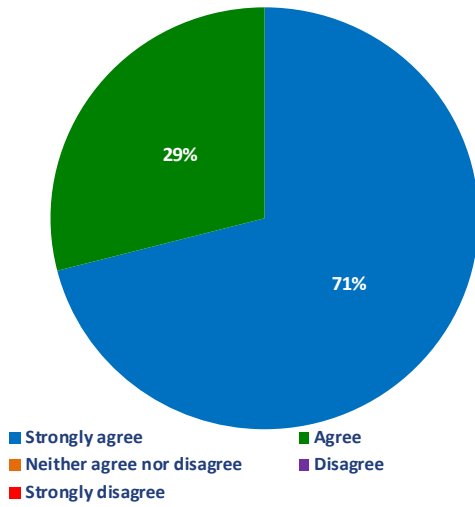
Mr Wai Phyo, MBBS

Registrar in ENT Surgery

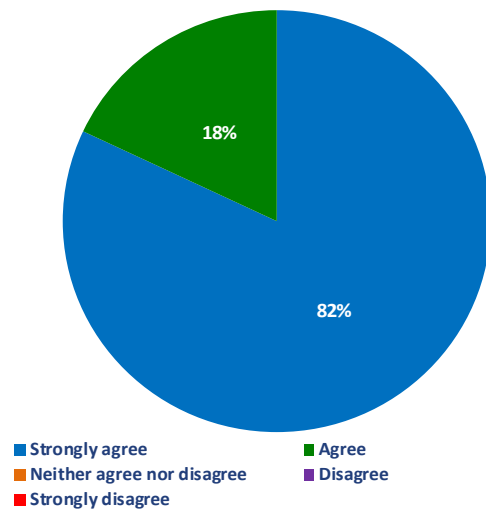
Arrowe Park Hospital, Wirral

Overall Teaching Feedback

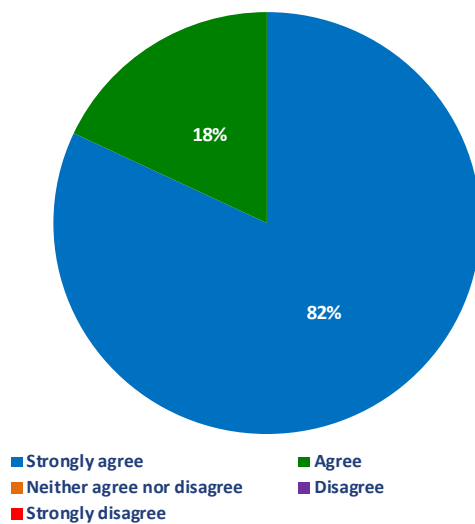
Demonstrate safe practice when gowning and gloving.



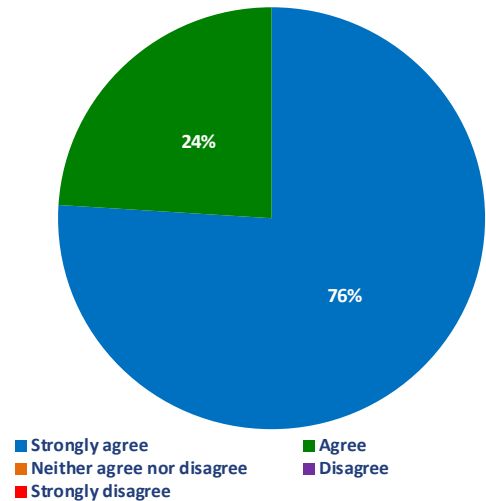
Handle commonly used surgical instruments in a safe and effective manner.



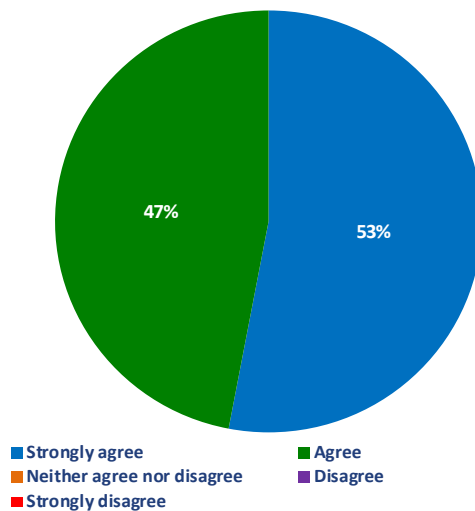
Create secure 'Reef' and 'Surgeons' knots.



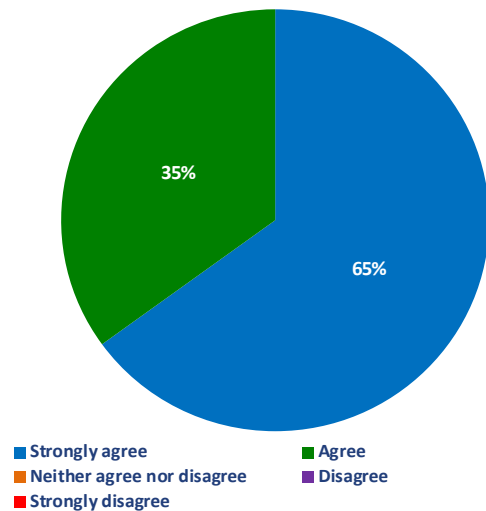
Pick up and safely drive a needle through tissue with accurate bite placement.



Perform an interrupted suture to close a wound.

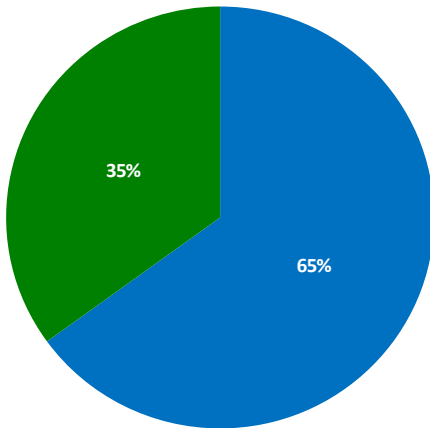


Demonstrate the steps for excising a skin lesion under local anaesthesia.



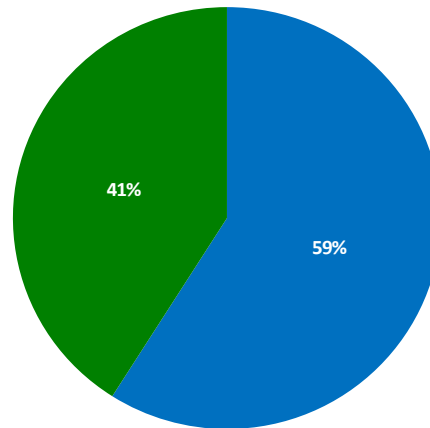
Overall Teaching Feedback

Excise a sebaceous cyst.



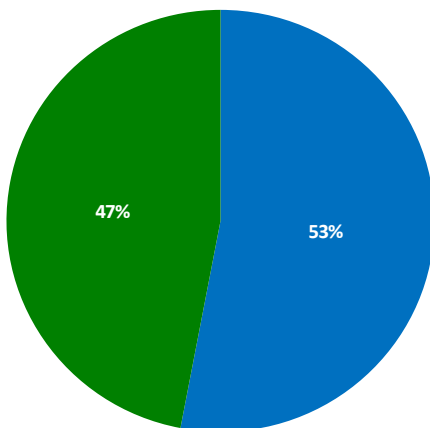
- Strongly agree
- Agree
- Neither agree nor disagree
- Disagree
- Strongly disagree

Drain a superficial abscess.



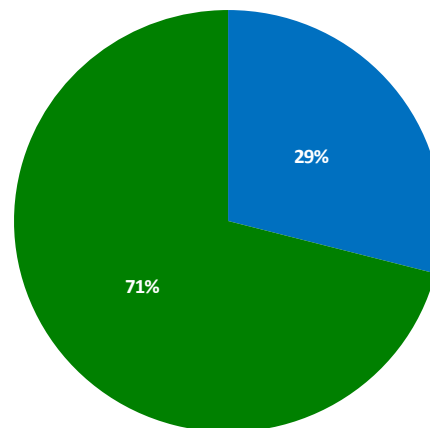
- Strongly agree
- Agree
- Neither agree nor disagree
- Disagree
- Strongly disagree

Perform the steps to debride a traumatic wound.



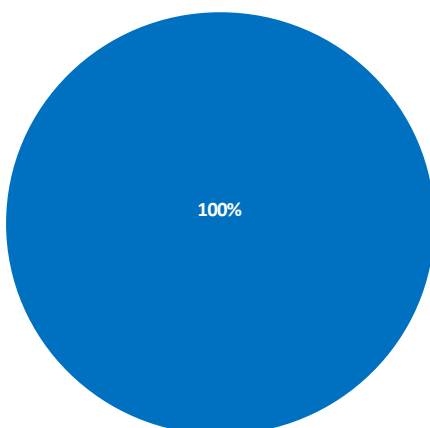
- Strongly agree
- Agree
- Neither agree nor disagree
- Disagree
- Strongly disagree

Perform basic techniques used for endoscopy and diathermy.



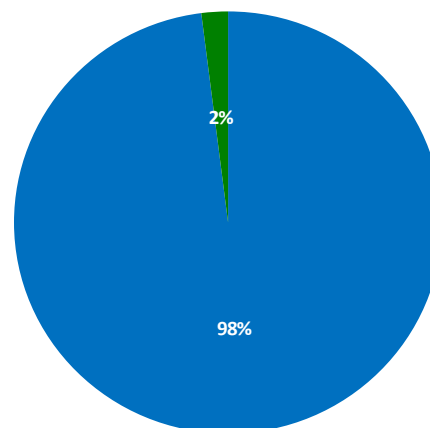
- Strongly agree
- Agree
- Neither agree nor disagree
- Disagree
- Strongly disagree

Gowning and Gloving



- Good
- Adequate
- Poor

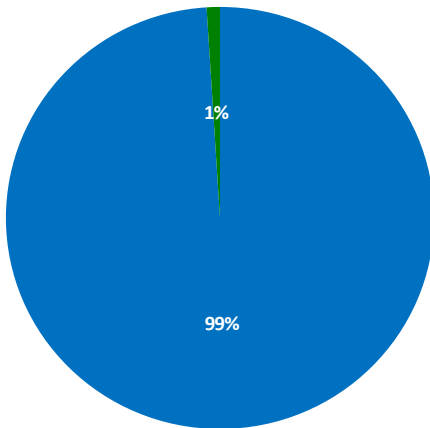
Handling Instruments



- Good
- Adequate
- Poor

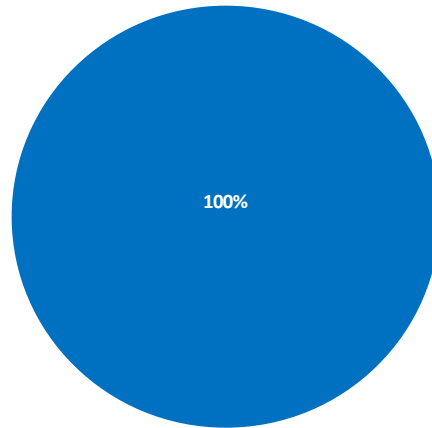
Overall Teaching Feedback

Knot-Tying



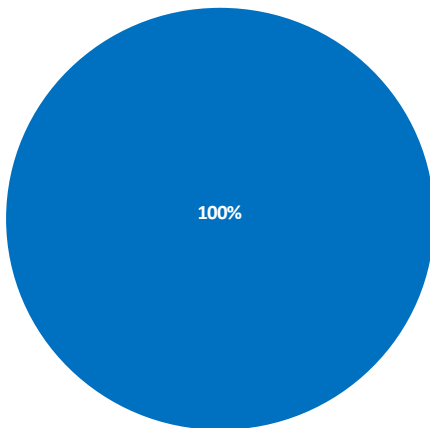
■ Good ■ Adequate ■ Poor

Suturing



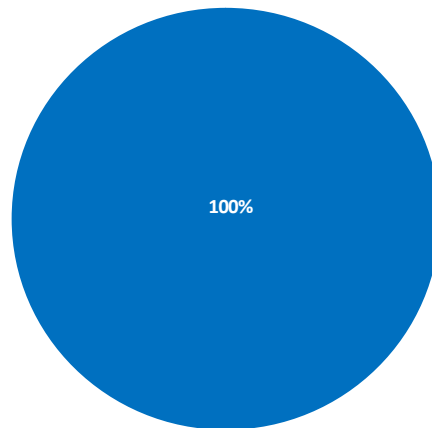
■ Good ■ Adequate ■ Poor

LA Techniques



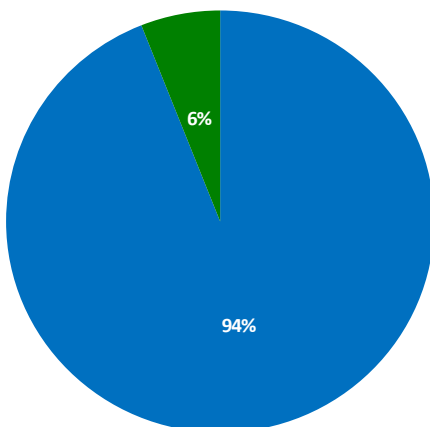
■ Good ■ Adequate ■ Poor

Skin Lesions



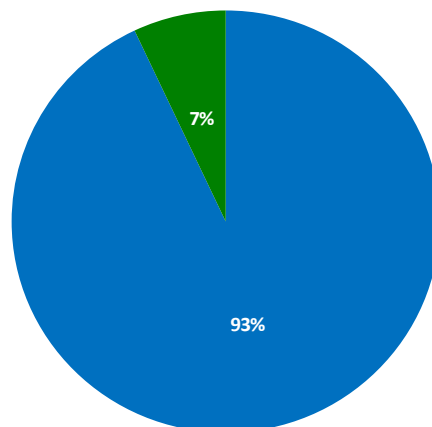
■ Good ■ Adequate ■ Poor

Wound Management



■ Good ■ Adequate ■ Poor

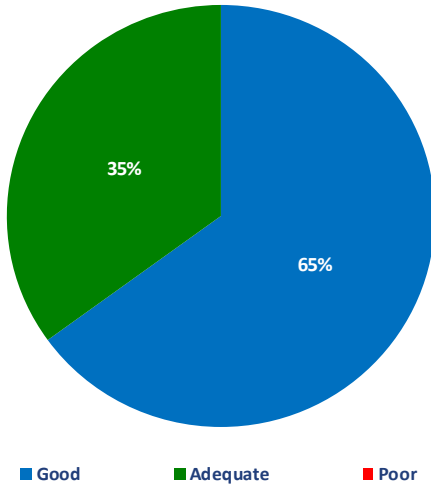
Diathermy



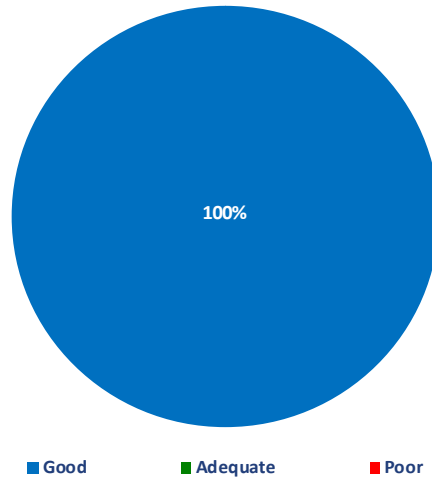
■ Good ■ Adequate ■ Poor

Overall Teaching Feedback

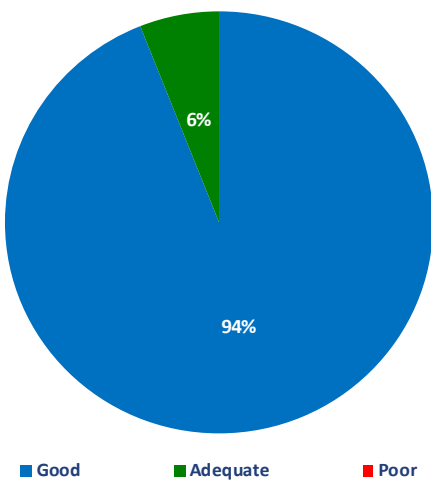
Endoscopy Skills



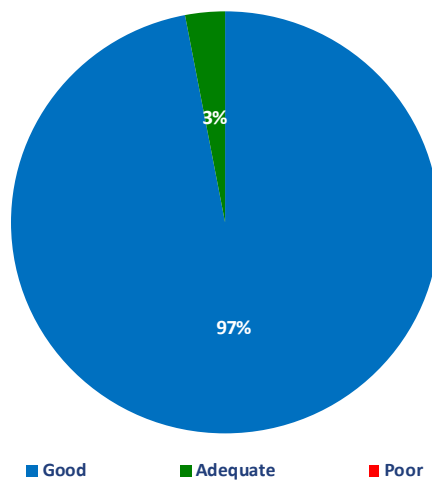
Gowning and Gloving



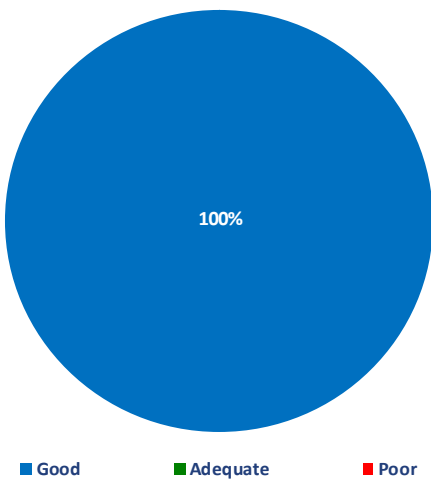
Handling Instruments



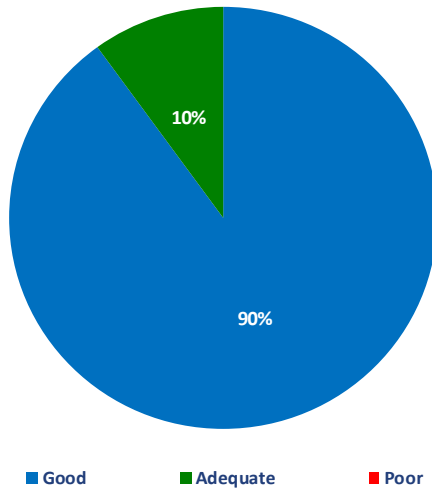
Knot-Tying



Suturing

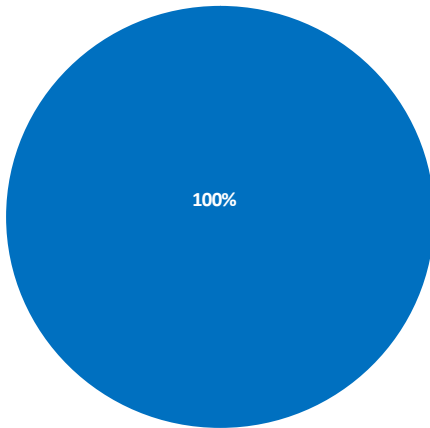


LA Techniques



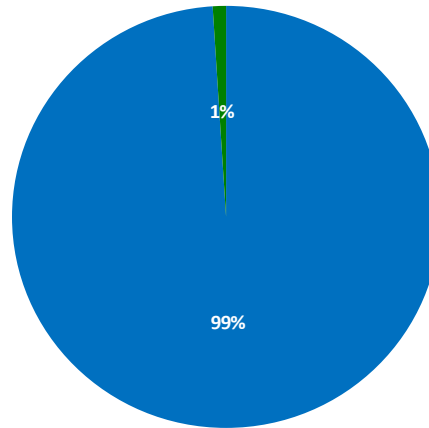
Overall Teaching Feedback

Skin Lesions



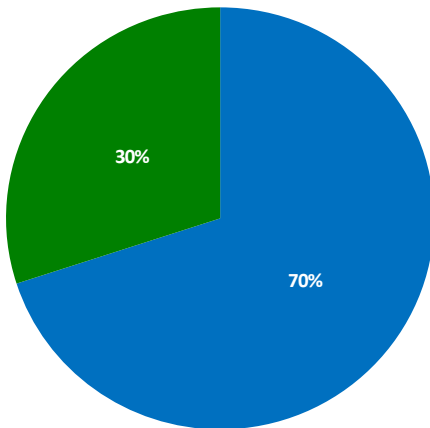
■ Good ■ Adequate ■ Poor

Wound Management



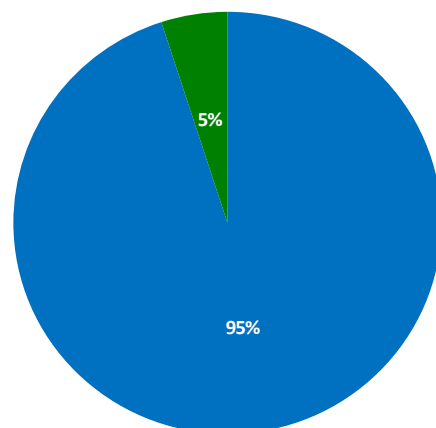
■ Good ■ Adequate ■ Poor

Diathermy



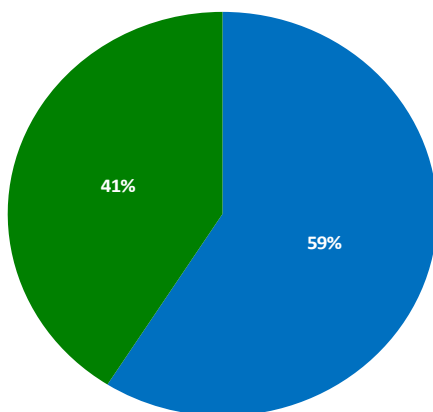
■ Good ■ Adequate ■ Poor

Endoscopy Skills



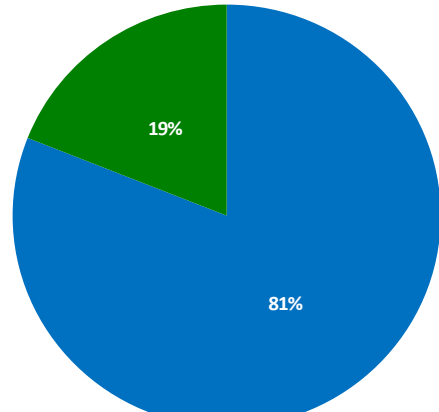
■ Good ■ Adequate ■ Poor

The faculty provided constructive feedback.



■ Strongly agree ■ Agree
 ■ Neither agree nor disagree ■ Disagree
 ■ Strongly disagree

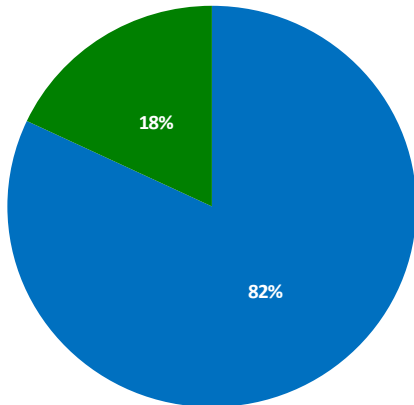
The number of faculty was sufficient to deliver the course.



■ Strongly agree ■ Agree
 ■ Neither agree nor disagree ■ Disagree
 ■ Strongly disagree

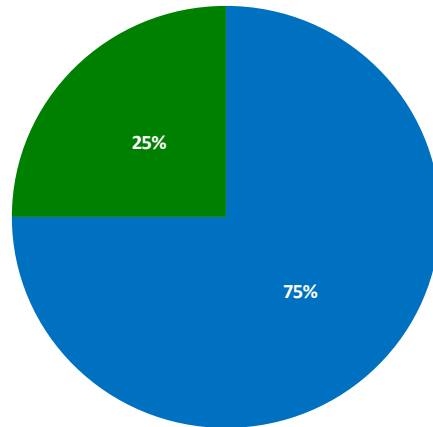
Overall Teaching Feedback

The faculty demonstrated the knowledge and skills required to effectively deliver the course.



- Strongly agree
- Agree
- Neither agree nor disagree
- Disagree
- Strongly disagree

The faculty were approachable and enthusiastic.



- Strongly agree
- Agree
- Neither agree nor disagree
- Disagree
- Strongly disagree

Individual Comments

This was a thoroughly enjoyable day and was excellent value for money. The tutors were engaging.

It was very engaging, and the staff were encouraging; they had a lot of experience and passion.

The faculty were really good. Every tutor was approachable and provided us with valuable advice.

The tutors were amazing and highly knowledgeable. It was a very enjoyable course.

This was a really enjoyable course.

This was a useful and valuable day. It was well-paced and enjoyable.

Excellent!



DOCTORS ACADEMY

BETTER EDUCATION. BETTER HEALTH.

Doctors Academy is a UK-based International Non-Profit Organisation comprising of doctors, dentists and scientists that undertakes a diverse range of educational activities globally. The aim of the Academy is to disseminate information and exchange medical knowledge between professionals from diverse backgrounds working in a variety of healthcare settings. This is achieved by the provision of a number of attendance courses, publishing house, online resources and international events / competitions.

Courses (a selection):

Undergraduate:

- Final Year Medicine and Surgical Revision Courses
- Training the Clinical Anatomy Trainer
- Clinical Anatomy as Applied to Trauma and Emergency Medicine
- Surgical Anatomy of Important Operative Procedures
- Future Surgeons: Key Skills (RCSEd delivered)
- Structured Introduction to Surgical Skills

Postgraduate:

- MRCS Part A
- MRCEM Part A
- MRCS Part B OSCE
- DOHNS: Intensive Revision & OSCE
- Intercollegiate Basic Surgical Skills (RCSEd delivered)
- MRCP PACES Part 2
- FRCS (General Surgery) Exit Exam
- Cadaveric Ultrasound-Guided Musculoskeletal Intervention Course
- Ultrasound-Assisted Botulinum Toxin Injection for Neuromuscular Disorders
- Live Advanced Laparoscopic Colorectal Course



Forthcoming key events:

- International Medical Summer School
- International Academic and Research Conference
- World University Anatomy Challenge

Publications



publications.doctorsacademy.org

World Journal of Medical Education & Research



Peer-reviewed academic journal
with ISSN.

- No fee to view, read and download articles
- No subscription charges
- No submission fees
- No manuscript processing fee
- No publishing fee
- No cost to read, write or publish!

wjmer.co.uk

Online Revision Resources

DoctorExams consists of 1000s of questions with detailed explanations in MCQ, EMQ, SBA and SAQ formats. Questions are written by the Doctors Academy group of experienced clinicians and clinical academics, with mock exams and feedback on performance included to aid a candidate's focused revision of topics. Based on past exams, these questions are carefully crafted to suit the requirements of undergraduate students & postgraduate trainees undertaking relevant speciality exams.

Resources for:

- Medical Students
- Dental Students
- International Entrance Exams
- MRCS Exams
- General Surgery Exams
- Plastic Surgery Exams
- DOHNS Exams

www.doctorexams.co.uk

www.doctorsacademy.org