

Live Advanced Laparoscopic Colorectal Course



Feedback - October 2017

Live Advanced Laparoscopic Colorectal Course

This advanced laparoscopic colorectal course provided the attendee with a sound understanding of some of the recent operative developments in the field. It also provided an overview of the essential fundamentals and underpinning principles of laparoscopic colorectal surgery.

The course convened by renowned Laparoscopic Colorectal Surgeon Prof. P. N. Haray and supported by an experienced faculty, also gave an opportunity for experienced colorectal surgeons to enhance their understanding and attain invaluable tips to perform laparoscopic colorectal surgery in an effective manner.

With ample opportunities to interact with faculty during the live operative sessions as well as during the lectures. A course dinner was also organised on the evening of the first day.

The days encompassed a series of live operating demonstrations, interspersed with interactive discussions, of important colorectal operations such as:

- o Total Colectomy for conditions such as Ulcerative Colitis and Functional Bowel Disease.
- o Segmental Resections, Left-side Colonic
- o Resections including Splenic Flexure Mobilisation, and High Anterior Resection.
- o Total Mesorectal Excision with Defunctioning Stomas.
- o Pouch surgeries / Panproctocolectomy.

Topics covered:

- o Patient selection.
- o Relevant anatomy.
- o Equipment.
- o Theatre set-up.
- o Pre- and post-operative management and outcomes.
- o Enhanced recovery programs.
- o Emergency surgery.

Course Information

Course date: 9th and 10th October 2017

Venue: Prince Charles Hospital, Merthyr Tydfil, Wales

Attendance: 15 Delegates

Aimed at: Post MRCS Surgical Trainees Colorectal Surgeons

Course fee: £495.00

Educational grants (that cover the full course fee) are offered by the Department of Colorectal Surgery, Prince Charles Hospital and Doctors Academy for post MRCS surgical trainees working in the UK NHS.

This course was granted 12 CPD points by the Royal College of Surgeons of Edinburgh



Course Programme

Programme Day 1

0830 - 0845	Coffee & Registration
0845 - 0850	Welcome & Introduction to the Course
0850 - 0900	Case Presentation of 1 st live link case
0900 - 0930	Relevant Anatomy and Theatre Set up for Anterior Resection Laparoscopic Total Mesorectal Excision for Cancer Live Link to Operation Theatre
0930 - 1230	Presentations by Moderators: The Stepwise Approach to Anterior Resection (Videos/ discussion around specific steps)

1230 - 1330

Lunch

1330 - 1335	Case Presentation of 2 nd Live Link Case
1335 - 1400	Relevant Anatomy and Theatre Set up for Right Hemicolectomy Laparoscopic Right Hemicolectomy for Cancer Live Link to Operation Theatre
1400 - 1530	Presentations by Moderators: The Stepwise Approach to Right Hemicolectomy Port Positioning – General Discussion (videos/discussion around specific steps)

1530 - 1545

Coffee

1545 - 1600	Safety in Laparoscopic Colorectal Surgery
1600 - 1615	Transanal Division of the Anorectal Junction followed by Laparoscopic Low Anterior Resection and Coloanal Pouch
1615 - 1630	Stapling Issues in Laparoscopic Colorectal Surgery

Course Programme

Programme Day 2

0845 - 0900

Coffee

0900 - 0910

Case Presentation of 3rd Live Link Case

Laparoscopic Subtotal Colectomy/Completion Proctectomy (Benign Disease)
Live Link to Operation Theatre

0910 - 1230

Presentations by Moderators:
Pouch Surgery Video

1230 - 1330

Lunch

1330 - 1345

Challenges in TME

1345 - 1400

Challenges in Establishing Laparoscopic Colorectal Services as a New Consultant

1400 - 1445

Splenic Flexure Right Lateral Position
Splenic Flexure Supine Position
Laparoscopic Left Hemicolectomy Video: How Do I Do It?
Perineal-Abdominoperineal Excision of Rectum

1445 - 1515

Tips, Tricks and Potential Hazards (Videos and Discussion)

1515 - 1545

Formal Feedback

1545 - 1600

Coffee

1610 - 1630

Certification and Close

Faculty

Core Committee and Faculty

Professor P N Haray

Consultant Colorectal Surgeon
Prince Charles Hospital, Merthyr Tydfil

Mr Ashraf Masoud

Consultant Colorectal Surgeon
Prince Charles Hospital, Merthyr Tydfil

Mr Parin Shah

Consultant Colorectal Surgeon
Royal Glamorgan Hospital, Llantrisant

Mr Anton Joseph

Consultant Colorectal Surgeon
Prince Charles Hospital, Merthyr Tydfil

Mr Keshav Swarnkar

Consultant Surgeon
Royal Gwent Hospital, Newport

Chief Organiser

Mr Mahmoud AbdelDayem

Speciality Doctor in General Surgery
Prince Charles Hospital, Merthyr Tydfil

Local Organisers

Mr Maged Farag

Specialty Doctor in General Surgery
Prince Charles Hospital, Merthyr Tydfil

Ms Kanchana Sundaramurthy

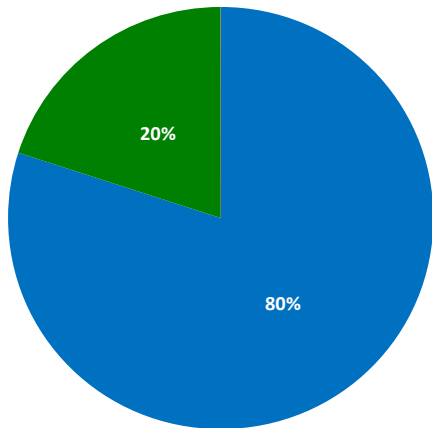
Specialty Doctor in General Surgery
Prince Charles Hospital, Merthyr Tydfil

Mr Christopher Matthews

Clinical Fellow in General Surgery
Prince Charles Hospital, Merthyr Tydfil

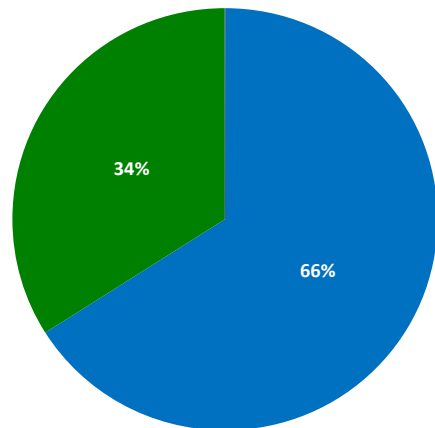
Overall Teaching Feedback

Principles of laparoscopic colorectal surgery



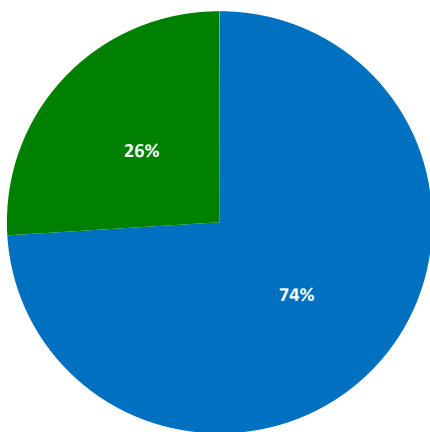
■ Strongly Agree ■ Agree ■ Disagree ■ Strongly Disagree

Case presentation 1 and 2 case selection



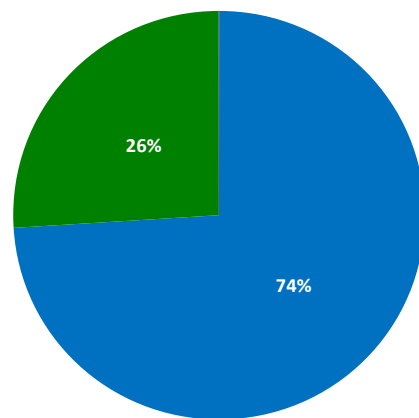
■ Strongly Agree ■ Agree ■ Disagree ■ Strongly Disagree

Case Selection



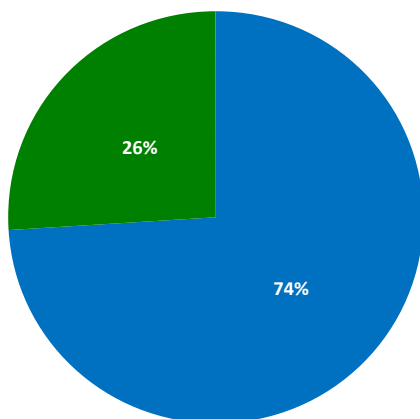
■ Strongly Agree ■ Agree ■ Disagree ■ Strongly Disagree

Anatomy and Theatre Set up for anterior resection



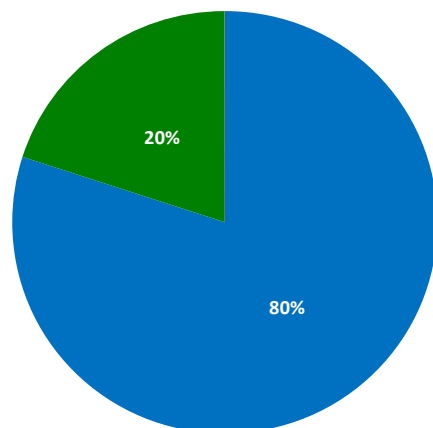
■ Excellent ■ Good ■ Satisfactory ■ Fair

Port positing for anterior resection



■ Excellent ■ Good ■ Satisfactory ■ Fair

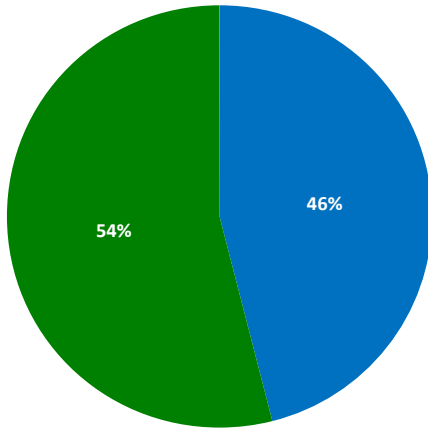
Stepwise approach to low anterior resection



■ Excellent ■ Good ■ Satisfactory ■ Fair

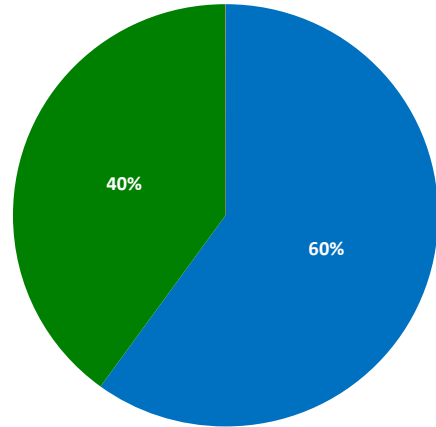
Overall Teaching Feedback

Anatomy and Theatre setup for right hemicolectomy



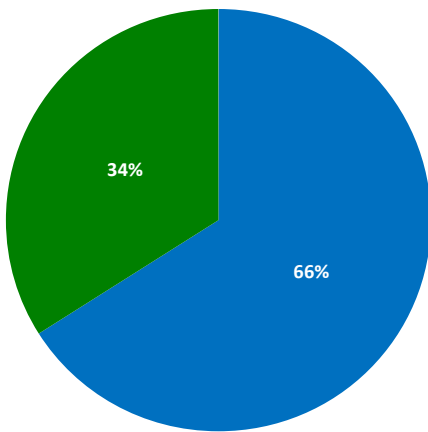
■ Excellent ■ Good ■ Satisfactory ■ Fair

Port positioning for right hemicolectomy



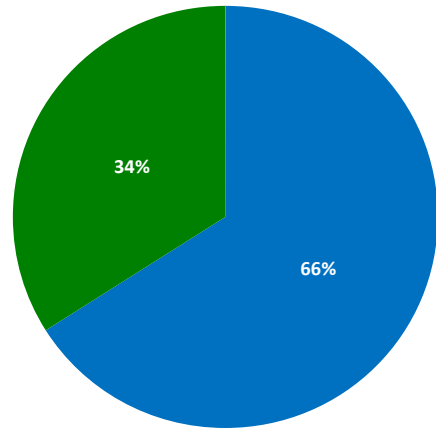
■ Excellent ■ Good ■ Satisfactory ■ Fair

Stepwise approach to right hemicolectomy



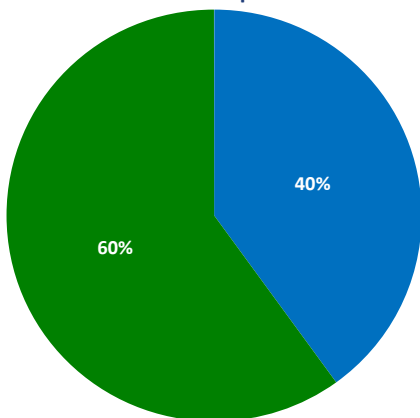
■ Excellent ■ Good ■ Satisfactory ■ Fair

Safety aspects in laparoscopic colorectal surgery



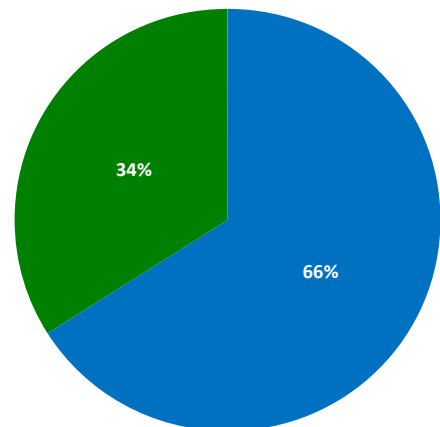
■ Excellent ■ Good ■ Satisfactory ■ Fair

Transanal division of anorectal junction followed by laparoscopic low anterior resection and coloanal pouch anastomosis



■ Excellent ■ Good ■ Satisfactory ■ Fair

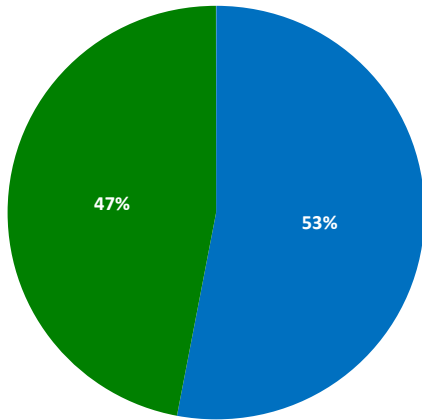
Stapling issues in Laparoscopic Colorectal Surgery



■ Excellent ■ Good ■ Satisfactory ■ Fair

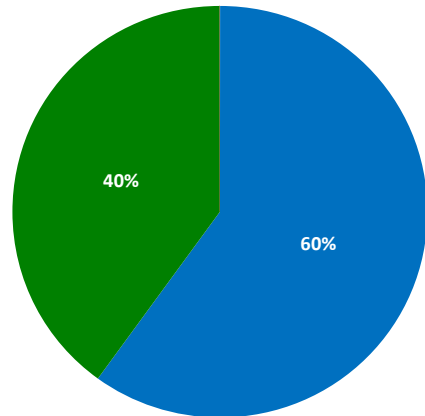
Overall Teaching Feedback

Case presentation 3



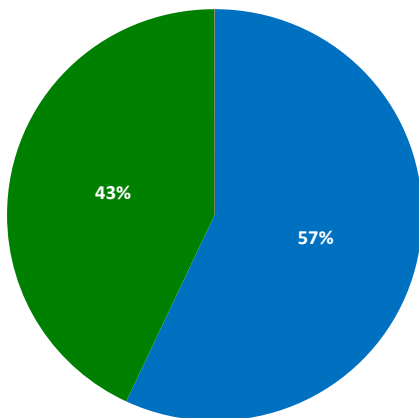
■ Excellent ■ Good ■ Satisfactory ■ Fair

Case Selection



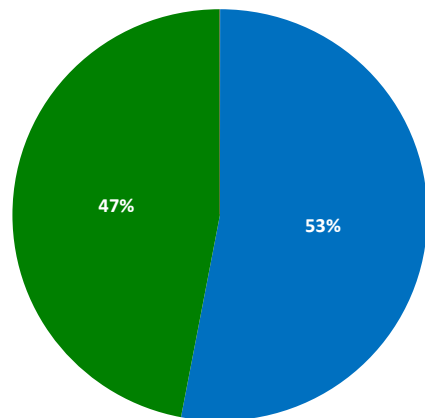
■ Excellent ■ Good ■ Satisfactory ■ Fair

Video presentations during live surgery



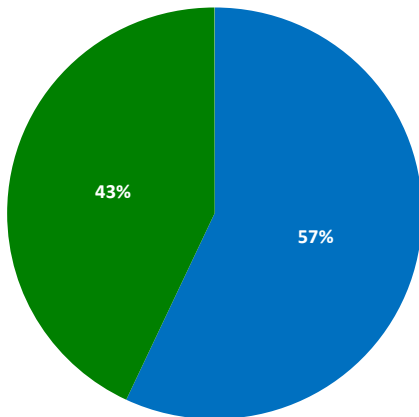
■ Excellent ■ Good ■ Satisfactory ■ Fair

Challenges in Laparoscopic TME



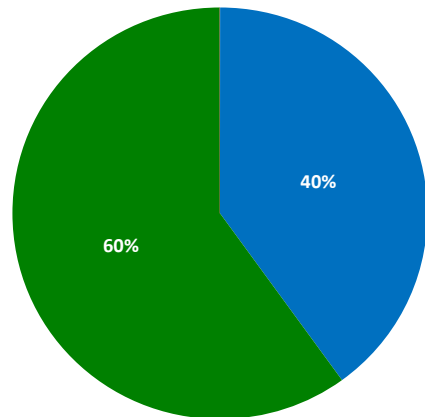
■ Excellent ■ Good ■ Satisfactory ■ Fair

Challenges in establishing Laparoscopic Colorectal Service as a New Consultant



■ Excellent ■ Good ■ Satisfactory ■ Fair

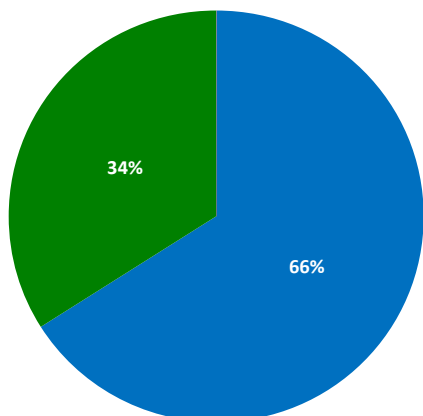
Laparoscopic Left Hemicolectomy video: How I do it?



■ Excellent ■ Good ■ Satisfactory ■ Fair

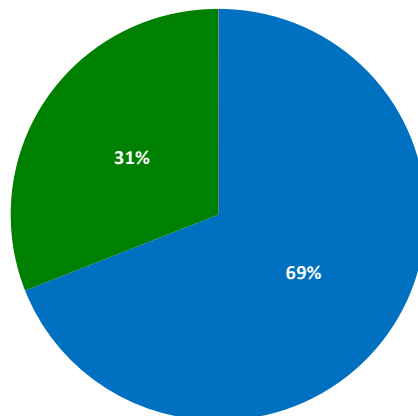
Overall Teaching Feedback

Miscellaneous (other Topics Presented)



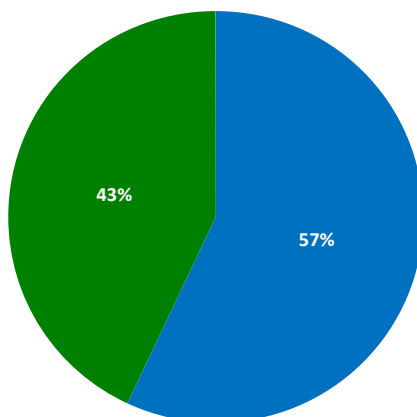
■ Excellent ■ Good ■ Satisfactory ■ Fair

Tips for Safe dissection



■ Excellent ■ Good ■ Satisfactory ■ Fair

Potential Hazards



■ Excellent ■ Good ■ Satisfactory ■ Fair

Individual Comments

- It was a fantastic experience.
- Thank you all for arranging this.
- Excellent course.



DOCTORS ACADEMY

BETTER EDUCATION. BETTER HEALTH.

Doctors Academy is a UK-based International Non-Profit Organisation comprising of doctors, dentists and scientists that undertakes a diverse range of educational activities globally. The aim of the Academy is to disseminate information and exchange medical knowledge between professionals from diverse backgrounds working in a variety of healthcare settings. This is achieved by the provision of a number of attendance courses, publishing house, online resources and international events/ competitions.

Courses (a selection):

Undergraduate:

- Final Year Medicine and Surgical Revision Courses
- Training the Clinical Anatomy Trainer
- Clinical Anatomy as Applied to Trauma and Emergency Medicine
- Surgical Anatomy of Important Operative Procedures
- Future Surgeons: Key Skills (RCSEd delivered)
- Structured Introduction to Surgical Skills

Postgraduate:

- MRCS Part A
- MRCEM Part A
- MRCS Part B OSCE
- DOHNS: Intensive Revision & OSCE
- Intercollegiate Basic Surgical Skills (RCSEd delivered)
- MRCP PACES Part 2
- FRCS (General Surgery) Exit Exam
- Cadaveric Ultrasound-Guided Musculoskeletal Intervention Course
- Ultrasound-Assisted Botulinum Toxin Injection for Neuromuscular Disorders
- Live Advanced Laparoscopic Colorectal Course



Forthcoming key events:

- **International Medical Summer School**
Manchester, 6th to 10th August 2018
- **International Academic and Research Conference**
Manchester, 11th August 2018
- **World University Anatomy Challenge**
Manchester, 9th and 10th August 2018

Publications



publications.doctorsacademy.org

World Journal of Medical Education & Research



Peer-reviewed academic journal with ISSN.

- No fee to view, read and download articles
- No subscription charges
- No submission fees
- No manuscript processing fee
- No publishing fee
- No cost to read, write or publish!

wjmer.co.uk

Online Revision Resources

DoctorExams consists of 1000s of questions with detailed explanations in MCQ, EMQ, SBA and SAQ formats. Questions are written by the Doctors Academy group of experienced clinicians and clinical academics, with mock exams and feedback on performance included to aid a candidate's focused revision of topics. Based on past exams, these questions are carefully crafted to suit the requirements of undergraduate students & postgraduate trainees undertaking relevant speciality exams.

Resources for:

- Medical Students
- Dental Students
- International Entrance Exams
- MRCS Exams
- General Surgery Exams
- Plastic Surgery Exams
- DOHNS Exams

www.doctorexams.co.uk

www.doctorsacademy.org