



THE ROYAL COLLEGE
OF SURGEONS OF
EDINBURGH

Edinburgh MRCS OSCE Preparation Course (Manchester)

Feedback - March 2019



Edinburgh MRCS OSCE Preparation Course (Manchester)

This course was designed to help improve the performance of candidates appearing for the MRCS Part B examination. The days comprised of practice sessions with 'mock' MRCS OSCE stations with examiners, and discussed the pitfalls and problems commonly encountered during the examination process.

Learning Outcomes:

On completion of this course, participants were able to:

- o Appreciate the knowledge and skills required to pass the MRCS OSCE
- o Understand the structure of a typical MRCS OSCE
- o Be aware of the common areas of failure associated with the examination
- o Identify their strengths and weaknesses relating to skills and knowledge covered by the MRCS OSCE
- o Gain essential theoretical knowledge pertaining to the examination
- o Utilise effective examination techniques for an OSCE

Course Information

Course Date:	30th and 31st March 2019
Venue:	Education Centre, The Christie Hospital, Manchester, United Kingdom
Attendance:	27 Delegates
Aimed at:	Delegates looking to take their membership to the Royal College of Surgeons Part B exam.
Course Fee:	£450.00



Course Programme

Day 1

0800 - 0815	Welcome, Registration and Refreshment
0815 - 0845	Format of the MRCS and Marking Scheme Mr Chelliah R Selvasekar
0845 - 0905	How to Improve Your Communication Skills Mr Richard Graham
0905 - 0925	Essential Topics in Anatomy for the MRCS Mr Pallavoor Anandaram
0925 - 0955	Discussion and OSCE Preparation Dr Kantappa Gajanan
0955 - 1015	How to Improve Your Clinical and Procedural Skills Mr Veeraraghavan Chidambaram-Nathan
1015 - 1055	Surgical Pathology and Cancers Professor Stuart Enoch

1055 - 1110 Refreshment Break

1110 - 1205	OSCE Examination Stations – Anatomy, Pathology, Communication Skills, Critical Care Small group rotations: please refer to candidate grouping for the day.
1205 - 1300	OSCE Examination Stations – Anatomy, Pathology, Communication Skills, Critical Care Small group rotations: please refer to candidate grouping for the day.

1300 - 1330 Lunch

1330 - 1420	OSCE Examination Stations – Anatomy, Pathology, Communication Skills, Critical Care Small group rotations: please refer to candidate grouping for the day.
1420 - 1510	OSCE Examination Stations – Anatomy, Pathology, Communication Skills, Critical Care Small group rotations: please refer to candidate grouping for the day.

1510 - 1520 Refreshment Break

1520 - 1610	OSCE Examination Stations – Anatomy, Pathology, Communication Skills, Critical Care Small group rotations: please refer to candidate grouping for the day.
1610 - 1700	OSCE Examination Stations – Anatomy, Pathology, Communication Skills, Critical Care Small group rotations: please refer to candidate grouping for the day.
1700 - 1710	Summary and Feedback
1710	Close of Day 1

Course Programme

Day 2

0750 - 0800	Arrival
0800 - 0920	Critical Care for Surgeons Dr Girendra Sadera
0920 - 1035	Radiology for MRCS Dr Prashant Kadam

1035 - 1045 Refreshment Break

1045 - 1130	OSCE Examination Stations – Clinical Examination and Procedural Skills Small group rotations: please refer to candidate grouping for the day.
1130 - 1215	OSCE Examination Stations – Clinical Examination and Procedural Skills Small group rotations: please refer to candidate grouping for the day.

1215 - 1300 Lunch

1300 - 1345	OSCE Examination Stations – Clinical Examination and Procedural Skills Small group rotations: please refer to candidate grouping for the day.
1345 - 1430	OSCE Examination Stations – Clinical Examination and Procedural Skills Small group rotations: please refer to candidate grouping for the day.

1430 - 1445 Refreshment Break

1445 - 1530	OSCE Examination Stations – Clinical Examination and Procedural Skills Small group rotations: please refer to candidate grouping for the day.
1530 - 1615	OSCE Examination Stations – Clinical Examination and Procedural Skills Small group rotations: please refer to candidate grouping for the day.
1615 - 1630	Discussion and Feedback
1630	End of Course

Faculty List

Dr Kantappa Gajanan, MBBS, MS

Course Convenor

Specialist Doctor in Plastic Surgery
The Christie Hospital, Manchester

Mr Arif Khan, MBBS, FRCSEd, FRCS (Gen Surg)

Consultant General and Colorectal Surgeon
Mid Cheshire Hospitals and NHS Foundation Trust

Mr Brijesh Madhok, MBBS, MS, MD, FRCS

Consultant General, Laparoscopic, Upper GI and Bariatric Surgeon
Royal Derby Hospital, Derby

Mr Chelliah Selvasekar, MD, FRCSEd (Gen Surg), MFSTEd, PG Cert (Med Ed), MBA

Consultant General, Colorectal and Laparoscopic Surgeon
The Christie Hospital, Manchester

Dr Girendra Sadera, FRCA

Consultant in Anaesthesia and Critical Care
Wirral University Teaching Hospital NHS Foundation Trust

Dr Hussein Khambalia, PhD, FRCS

Consultant General and Transplant Surgeon
Manchester University NHS Foundation Trust

Mr Khalid Amin, MD, MRCS, FRCS

Senior Registrar in General and Breast Surgery
East Cheshire NHS Trust

Dr Meghna Datta, MRCOG

Specialist Registrar in Obstetrics and Gynaecology
The Christie NHS Foundation Trust

Mr Mohammad Bari, MBBS, FRCS (Tr and Orth), MCH (Orth), FEBOT (Europe)

Consultant Orthopaedic Surgeon
Tameside and Glossop Integrated Care NHS Foundation Trust

Faculty List

Mr Nilanjan Panda, MBBS, MS, MRCS, DNB, FNB, FRCS

Senior Registrar in Upper GI Surgery
North Manchester General Hospital, Manchester

Mr Omer Aziz, PhD, FRCS

Laparoscopic and Colorectal Surgeon
The Christie NHS Foundation Trust

Mr Pallavoor Anandaram, MBBS, MS, FRCSEd

Consultant Urological Surgeon
Wrexham Maelor Hospital, Wrexham

Mr Pallon Daruwala, MBBS, MS, FRCS, FRCSEd (Urol)

Consultant Urological Surgeon
Lincoln County Hospital, Lincoln

Mr Richard Graham, BDS, MBChB, FRCS (OMFS)

Consultant in Oral and Maxillofacial Surgery
Pennine Acute Hospitals NHS Trust

Mr Tasadooq Hussain, MD, BA, MFSTEd, FRCS

Senior Registrar in General and Colorectal Surgery
Manchester University NHS Foundation Trust

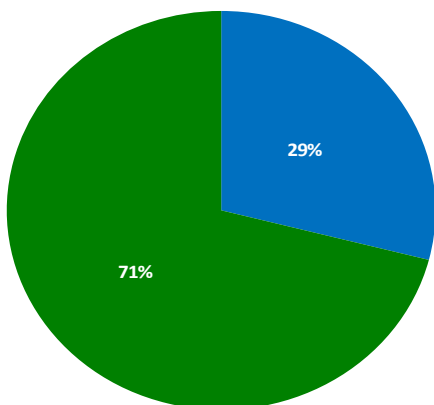
Mr Veeraraghavan Chidambaram-Nathan, MBBS, MSc, FRCS

Consultant Transplant and General Surgeon
Sheffield Teaching Hospitals NHS Foundation Trust

Overall Teaching Feedback

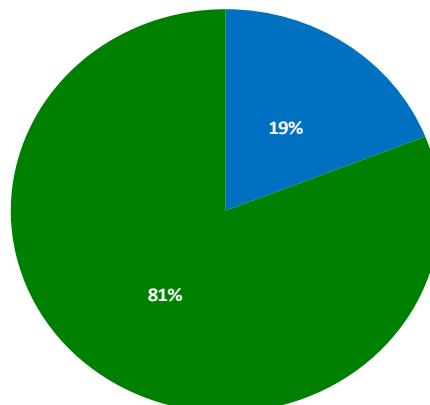
As a result of attending this course, I have improved in my ability to:

Describe the content areas that can be covered during the MRCS OSCE.



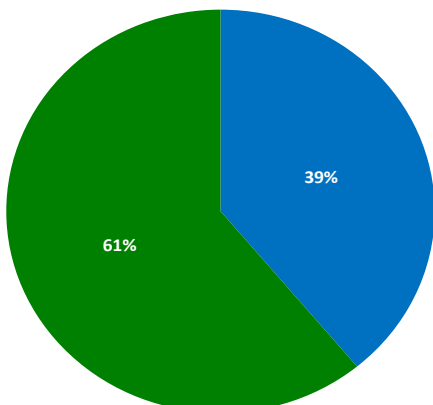
Strongly agree, Agree, Neither agree nor disagree, Disagree, Strongly disagree

Describe the structure of a typical MRCS OSCE.



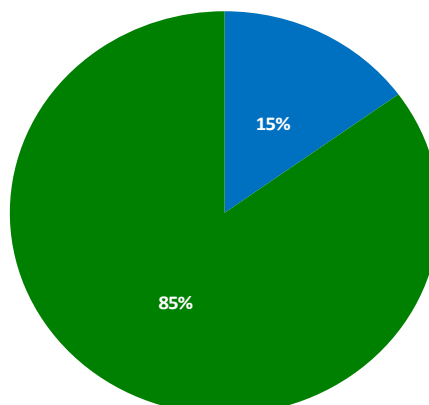
Strongly agree, Agree, Neither agree nor disagree, Disagree, Strongly disagree

Describe the common areas of failure associated with the examination.



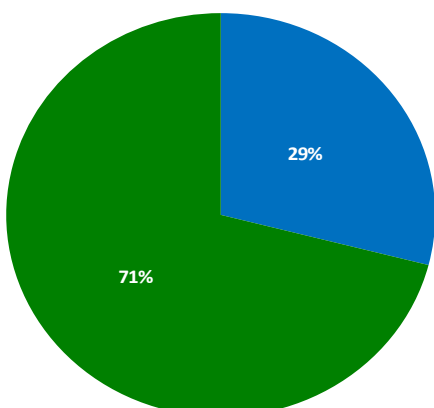
Strongly agree, Agree, Neither agree nor disagree, Disagree, Strongly disagree

Identify any strengths and weaknesses relating to skills and knowledge covered by the MRCS OSCE.



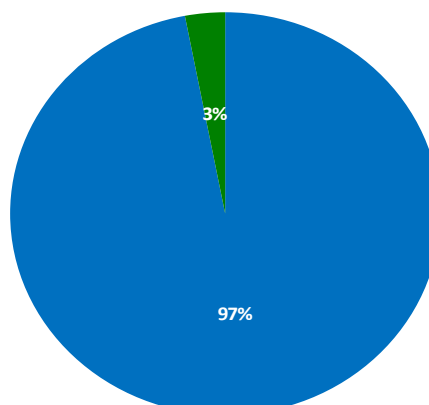
Strongly agree, Agree, Neither agree nor disagree, Disagree, Strongly disagree

Utilise effective examination techniques for an OSCE.



Strongly agree, Agree, Neither agree nor disagree, Disagree, Strongly disagree

Has attending this course allowed you to improve in any other areas?

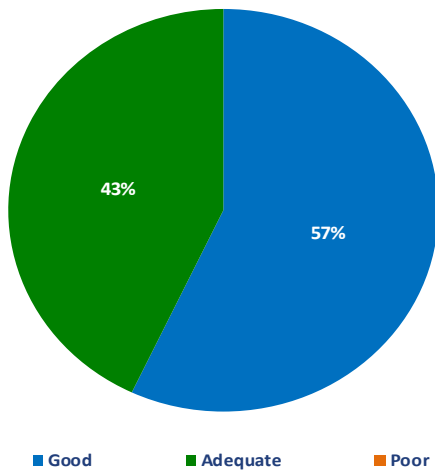


Yes, No

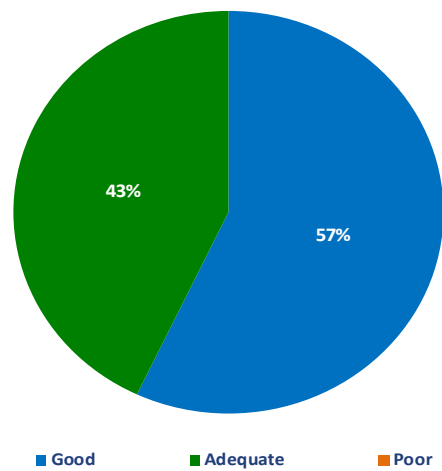
Overall Teaching Feedback

Sessions: Relevance of the Content

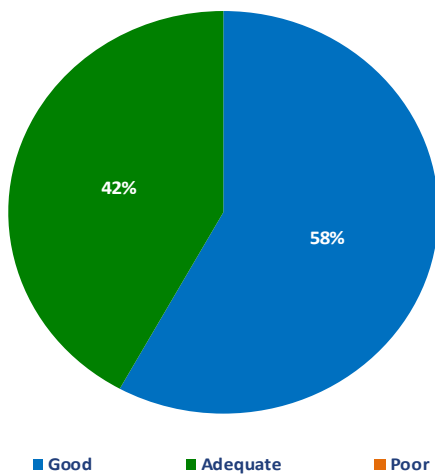
Format of the MRCS and Marking Scheme



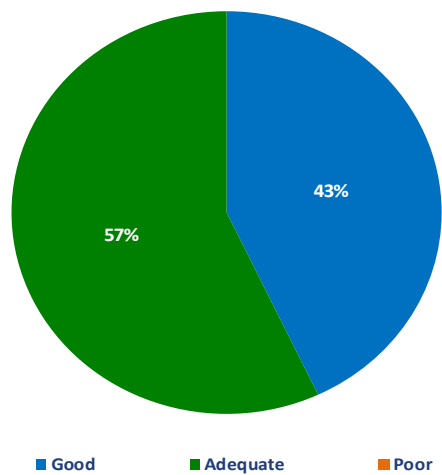
How to Improve Your Communication Skills



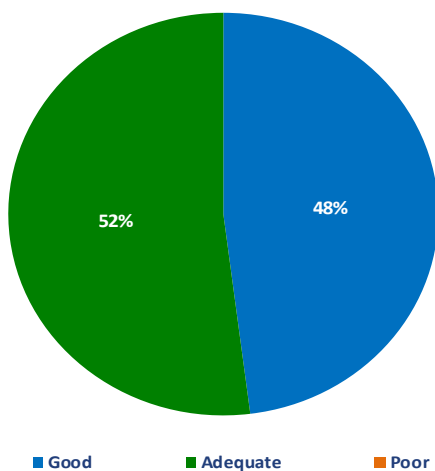
Essential Topics in Anatomy for the MRCS



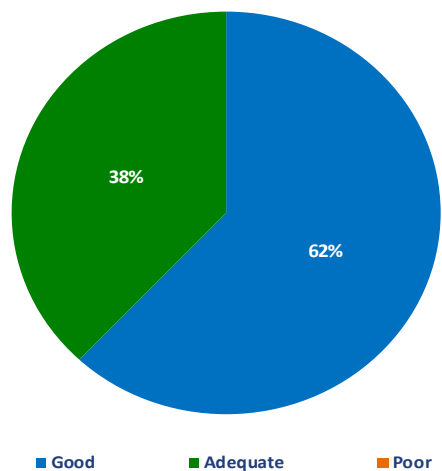
Discussion and OSCE Preparation



How to Improve Your Clinical and Procedural Skills

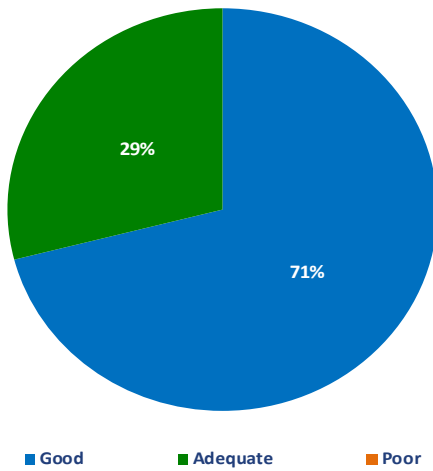


Surgical Pathology and Cancers

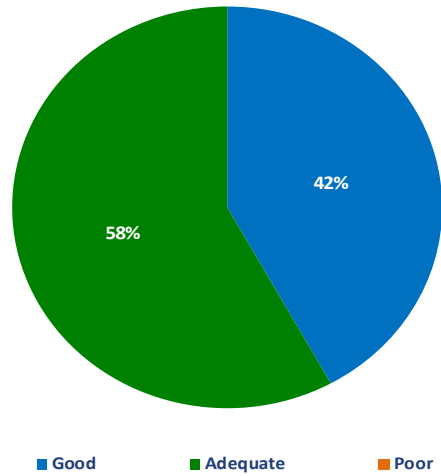


Overall Teaching Feedback

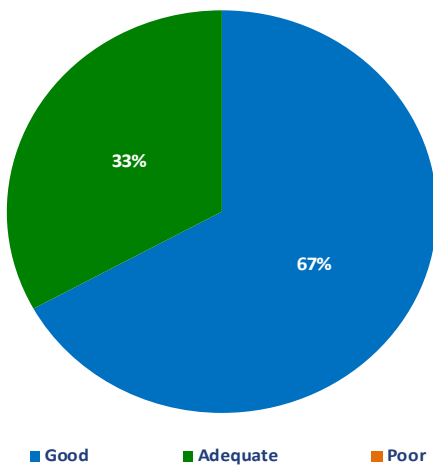
OSCE Examination Stations - Anatomy



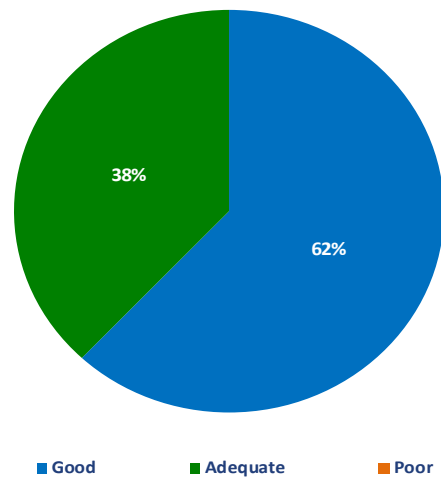
OSCE Examination Stations - Pathology



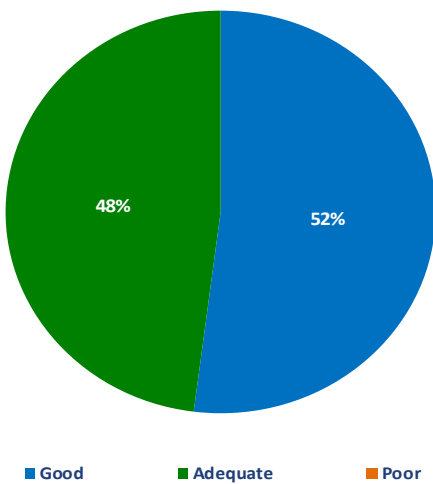
OSCE Examination Stations - Communication Skills



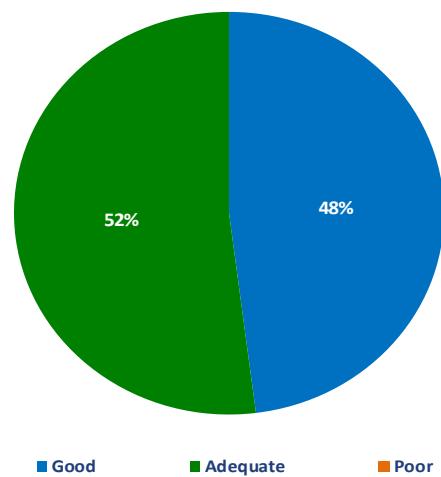
OSCE Examination Stations - Critical Care



Summary and Feedback

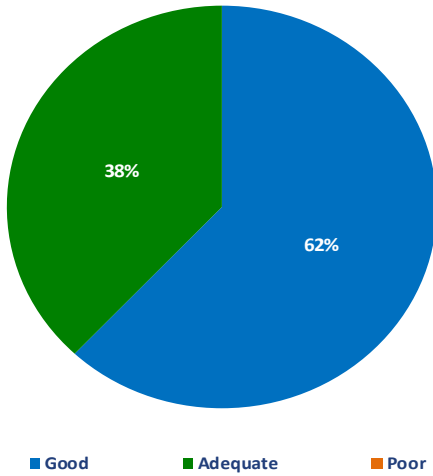


Critical Care for Surgeons

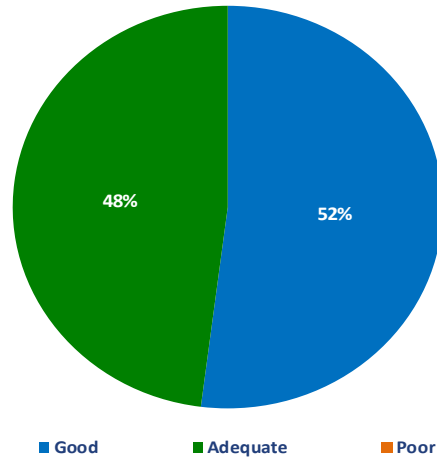


Overall Teaching Feedback

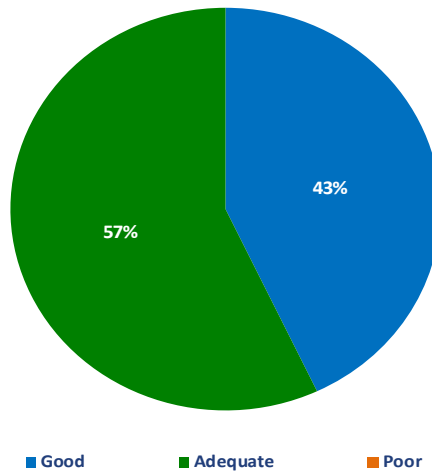
Radiology for MRCS



OSCE Examination Stations - Clinical Examination and Procedural Skills

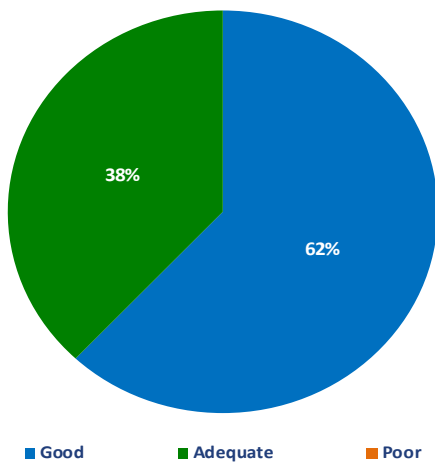


Discussion and Feedback

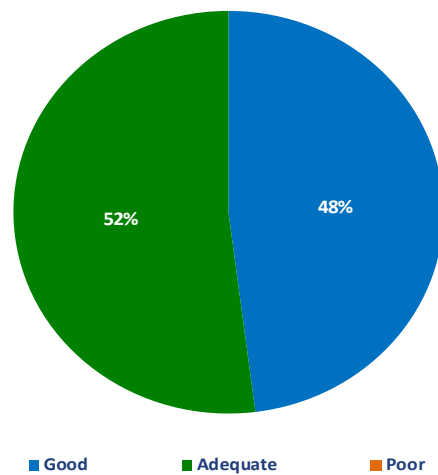


Sessions: Style of Delivery

Format of the MRCS and Marking Scheme

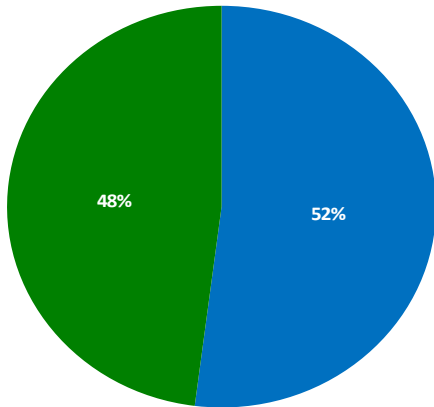


How to Improve Your Communication Skills



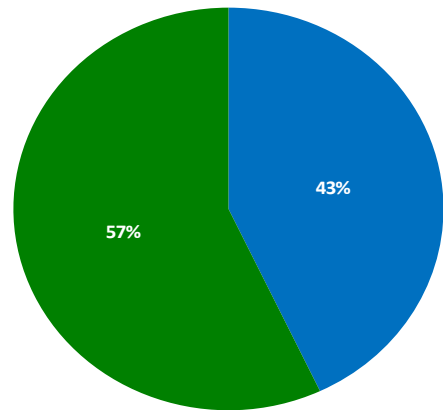
Overall Teaching Feedback

Essential Topics in Anatomy for the MRCS



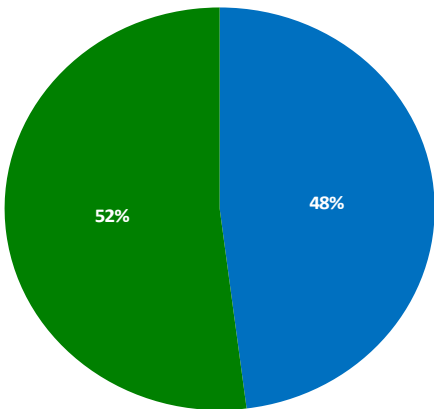
■ Good ■ Adequate ■ Poor

Discussion and OSCE Preparation



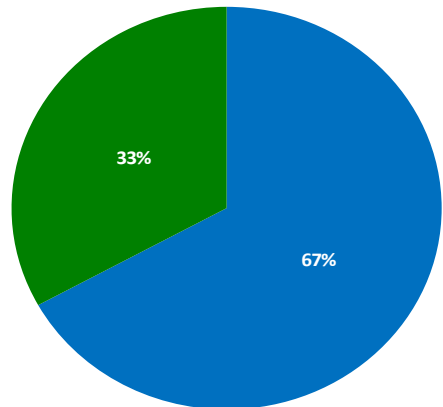
■ Good ■ Adequate ■ Poor

How to Improve Your Clinical and Procedural Skills



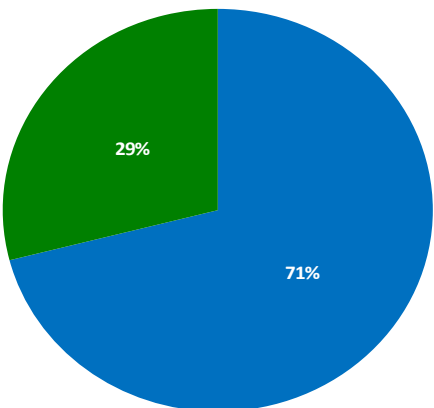
■ Good ■ Adequate ■ Poor

Surgical Pathology and Cancers



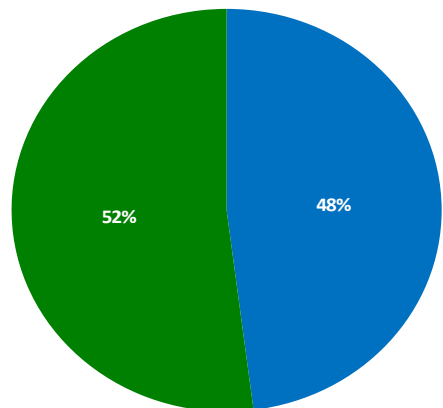
■ Good ■ Adequate ■ Poor

OSCE Examination Stations - Anatomy



■ Good ■ Adequate ■ Poor

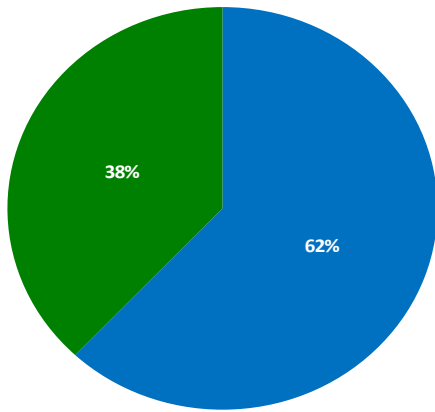
OSCE Examination Stations - Pathology



■ Good ■ Adequate ■ Poor

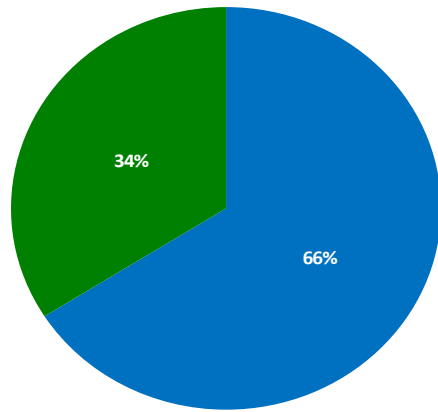
Overall Teaching Feedback

OSCE Examination Stations - Communication Skills



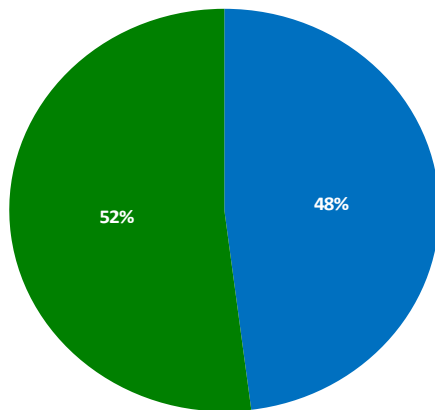
■ Good ■ Adequate ■ Poor

OSCE Examination Stations - Critical Care



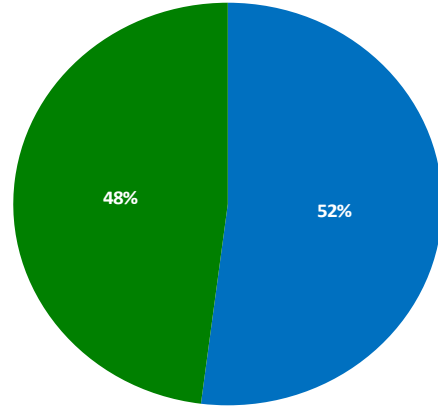
■ Good ■ Adequate ■ Poor

Summary and Feedback



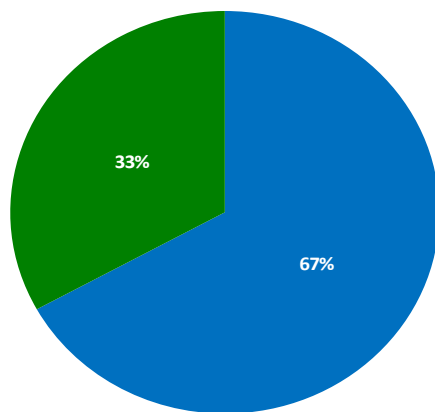
■ Good ■ Adequate ■ Poor

Critical Care for Surgeons



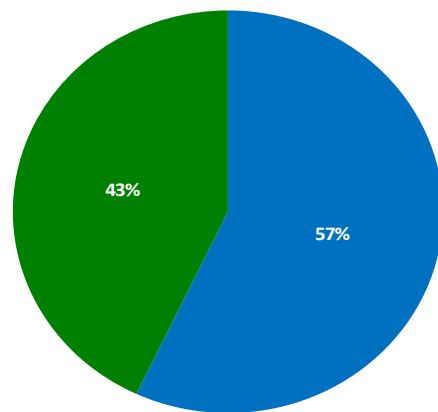
■ Good ■ Adequate ■ Poor

Radiology for MRCS



■ Good ■ Adequate ■ Poor

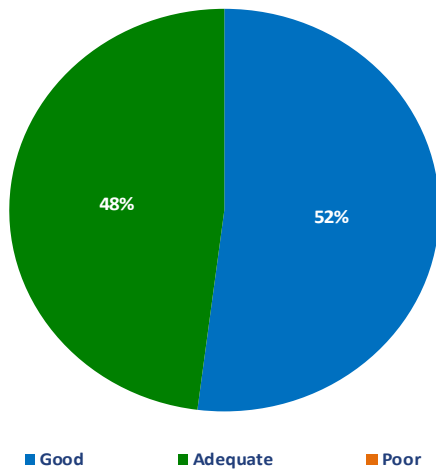
OSCE Examination Stations - Clinical Examination and Procedural Skills



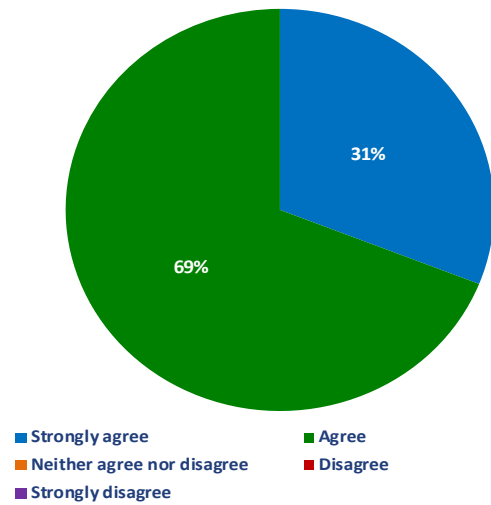
■ Good ■ Adequate ■ Poor

Overall Teaching Feedback

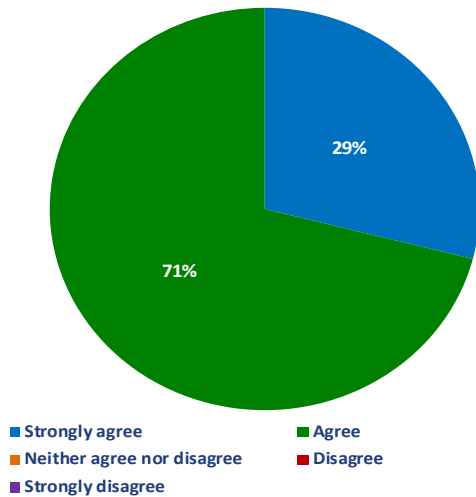
Discussion and Feedback



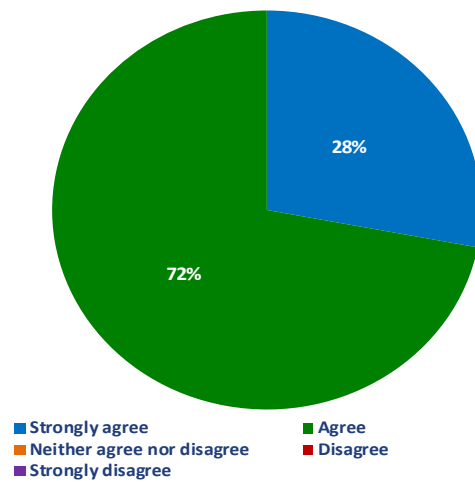
The faculty provided constructive feedback.



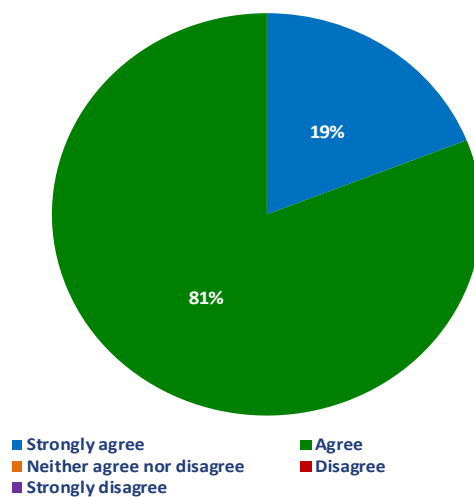
The number of faculty was sufficient to deliver the course.



The faculty demonstrated the level of knowledge and skills required to effectively deliver the course.



The faculty were approachable and enthusiastic.



Individual Comment

This was a very good course with very good faculty.



THE ROYAL COLLEGE
OF SURGEONS OF
EDINBURGH

