



THE ROYAL COLLEGE
OF SURGEONS OF
EDINBURGH

Edinburgh MRCS OSCE Preparation Course (Manchester)

Feedback - September 2019



Edinburgh MRCS OSCE Preparation Course (Manchester)

This course was designed to help improve the performance of candidates appearing for the MRCS Part B examination. The days comprised of practice sessions with 'mock' MRCS OSCE stations with examiners, and discussed the pitfalls and problems commonly encountered during the examination process.

Learning Outcomes:

On completion of this course, participants were able to:

- o Appreciate the knowledge and skills required to pass the MRCS OSCE
- o Understand the structure of a typical MRCS OSCE
- o Be aware of the common areas of failure associated with the examination
- o Identify their strengths and weaknesses relating to skills and knowledge covered by the MRCS OSCE
- o Gain essential theoretical knowledge pertaining to the examination
- o Utilise effective examination techniques for an OSCE

Course Information

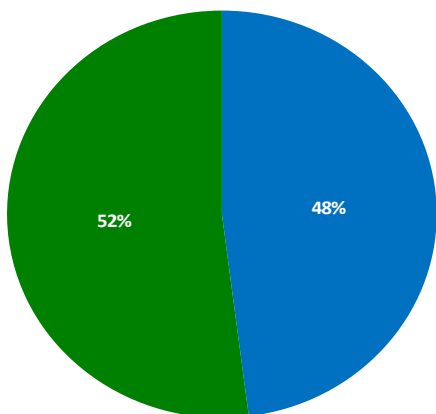
| | |
|---------------------|---|
| Course Date: | 14th and 15th September 2019 |
| Venue: | Education Centre, The Christie Hospital, Manchester, United Kingdom |
| Attendance: | 28 Delegates |
| Aimed at: | Delegates looking to take their membership to the Royal College of Surgeons Part B exam. |
| Course Fee: | £450.00 |



Overall Teaching Feedback

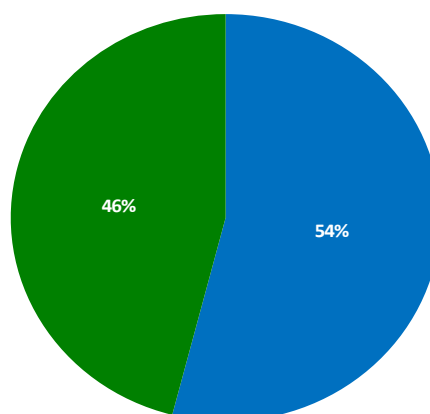
As a result of attending this course, I have improved in my ability to:

Describe the content areas that can be covered during the MRCS OSCE.



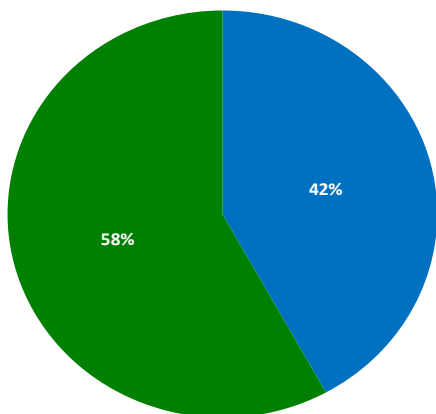
■ Strongly agree
■ Neither agree nor disagree
■ Strongly disagree
■ Agree
■ Disagree

Describe the structure of a typical MRCS OSCE.



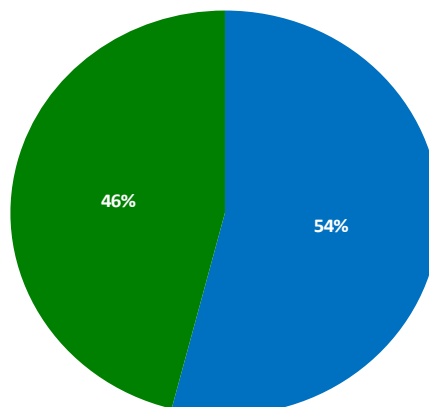
■ Strongly agree
■ Neither agree nor disagree
■ Strongly disagree
■ Agree
■ Disagree

Describe the common areas of failure associated with the examination.



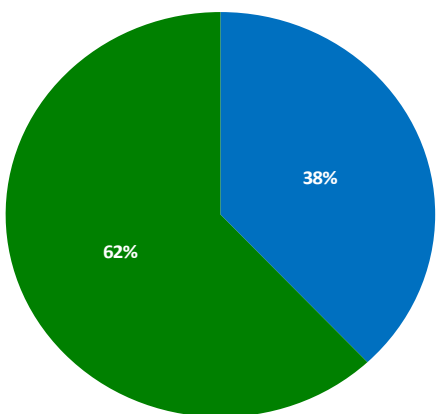
■ Strongly agree
■ Neither agree nor disagree
■ Strongly disagree
■ Agree
■ Disagree

Identify any strengths and weaknesses relating to skills and knowledge covered by the MRCS OSCE.



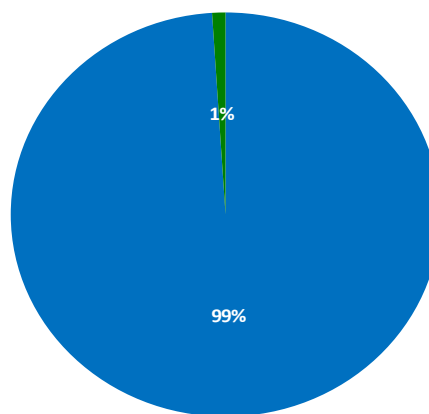
■ Strongly agree
■ Neither agree nor disagree
■ Strongly disagree
■ Agree
■ Disagree

Utilise effective examination techniques for an OSCE.



■ Strongly agree
■ Neither agree nor disagree
■ Strongly disagree
■ Agree
■ Disagree

Has attending this course allowed you to improve in any other areas?

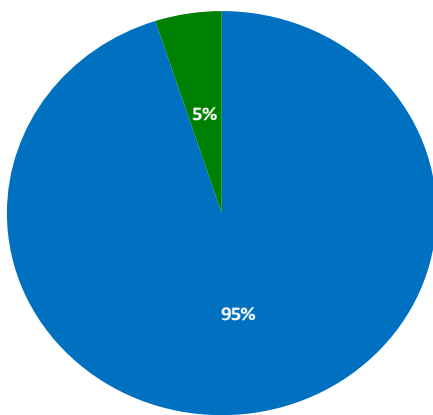


■ Yes
■ No

Overall Teaching Feedback

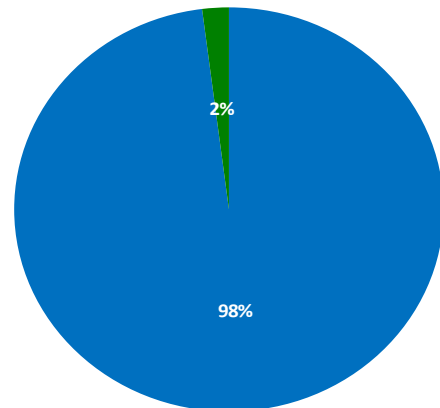
Sessions: Relevance of the Content

Format and Marking Scheme of the MRCS Exam



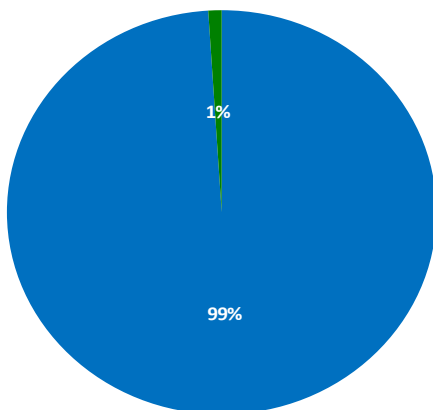
■ Good ■ Adequate ■ Poor

How to Improve Your Communication Skills



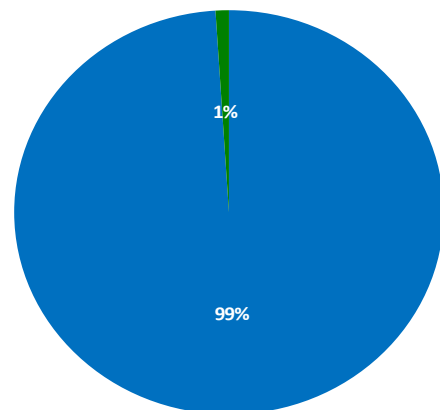
■ Good ■ Adequate ■ Poor

How to Improve Your Clinical and Procedural Skills



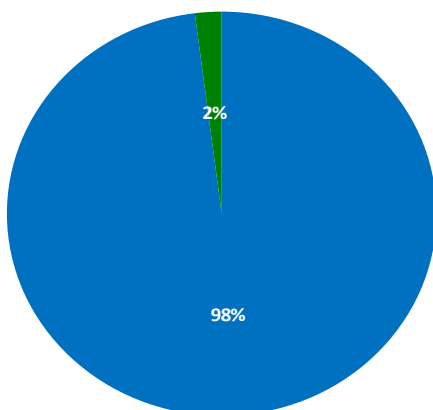
■ Good ■ Adequate ■ Poor

How to Improve Your Anatomy



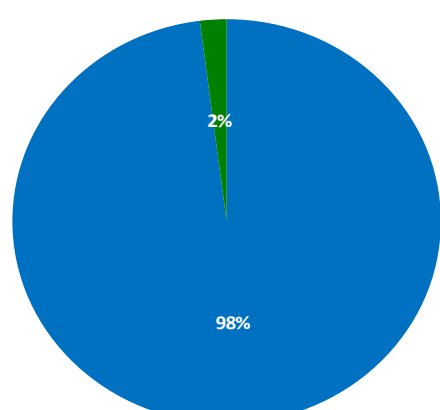
■ Good ■ Adequate ■ Poor

Essential Topics in Critical Care for the MRCS



■ Good ■ Adequate ■ Poor

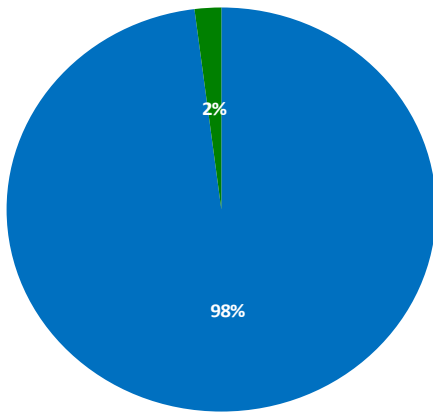
OSCE Examination Stations - Anatomy



■ Good ■ Adequate ■ Poor

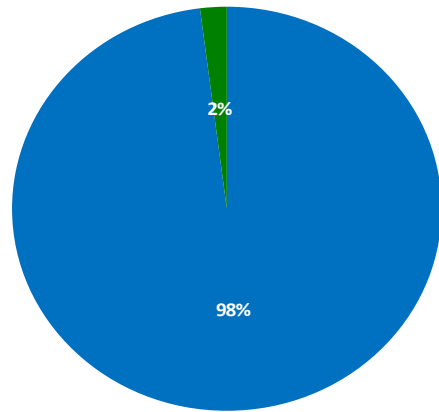
Overall Teaching Feedback

OSCE Examination Stations - Pathology



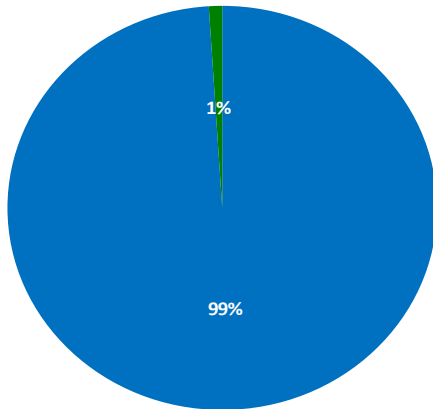
■ Good ■ Adequate ■ Poor

OSCE Examination Stations - Communication Skills



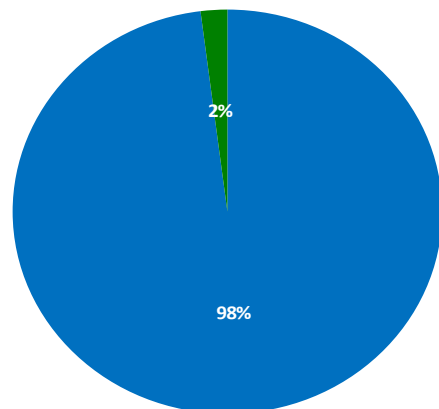
■ Good ■ Adequate ■ Poor

OSCE Examination Stations - Critical Care



■ Good ■ Adequate ■ Poor

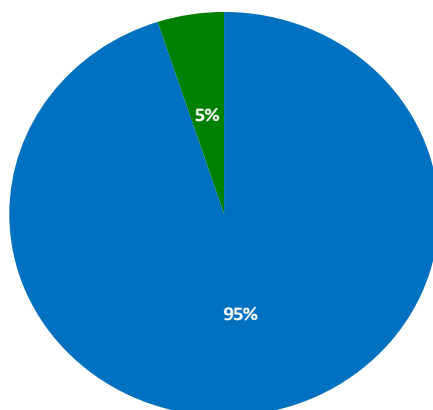
Radiology Essentials for the MRCS



■ Good ■ Adequate ■ Poor

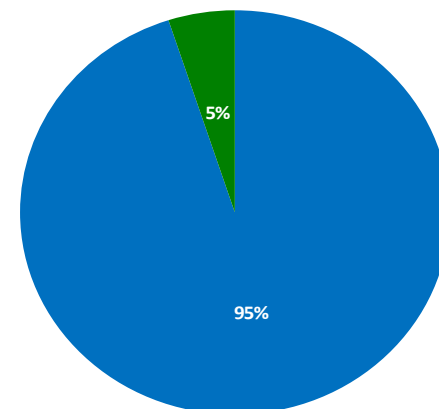
Sessions: Style of Delivery

Format and Marking Scheme of the MRCS Exam



■ Good ■ Adequate ■ Poor

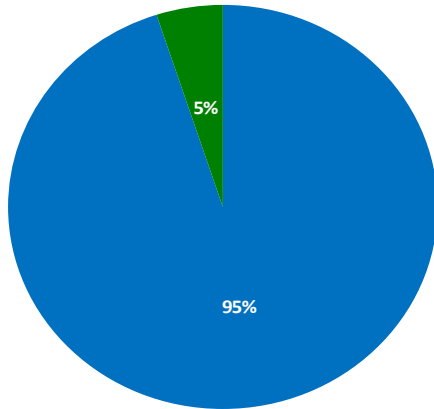
How to Improve Your Communication Skills



■ Good ■ Adequate ■ Poor

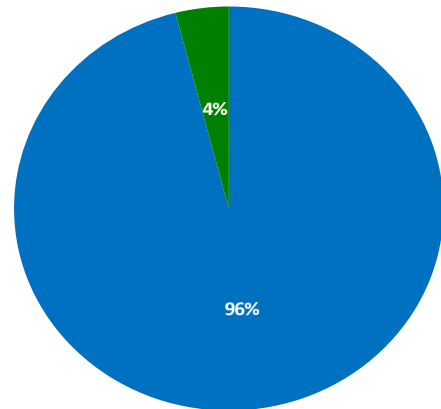
Overall Teaching Feedback

How to Improve Your Clinical and Procedural Skills



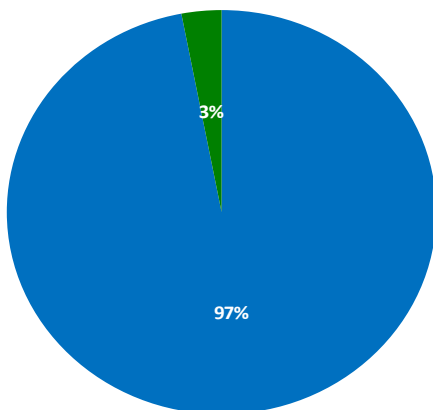
■ Good ■ Adequate ■ Poor

How to Improve Your Anatomy



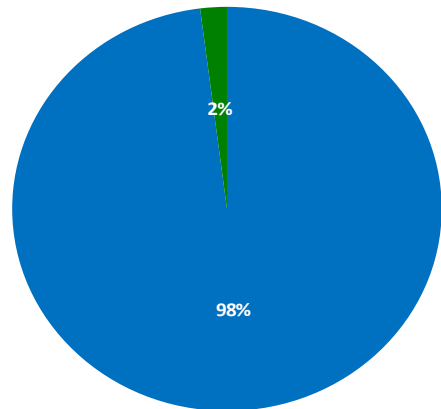
■ Good ■ Adequate ■ Poor

Essential Topics in Critical Care for the MRCS



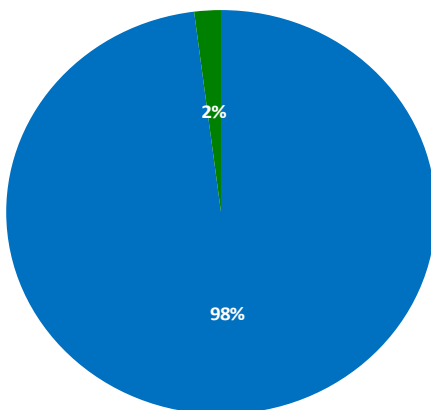
■ Good ■ Adequate ■ Poor

OSCE Examination Stations - Anatomy



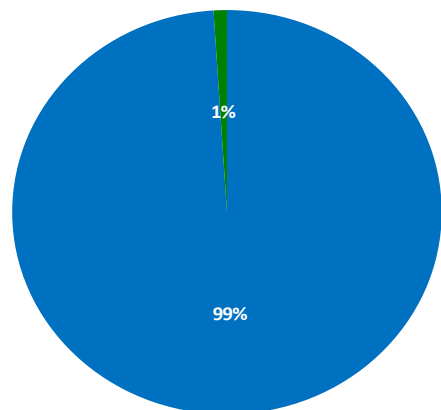
■ Good ■ Adequate ■ Poor

OSCE Examination Stations - Pathology



■ Good ■ Adequate ■ Poor

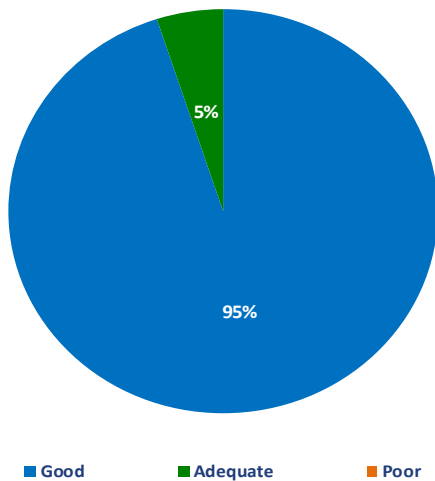
OSCE Examination Stations - Communication Skills



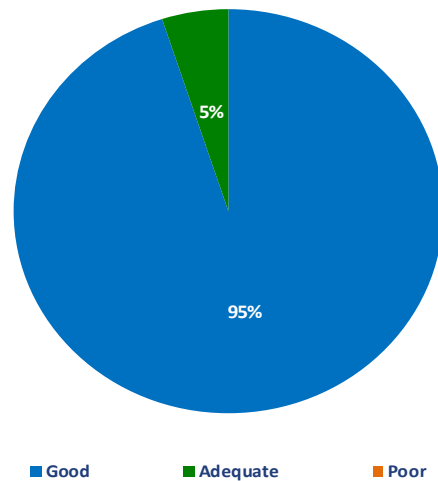
■ Good ■ Adequate ■ Poor

Overall Teaching Feedback

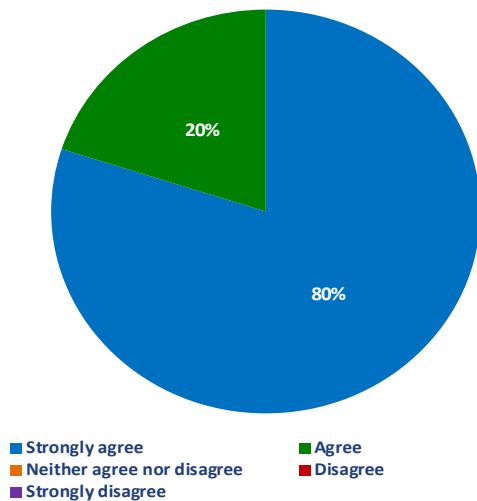
OSCE Examination Stations - Critical Care



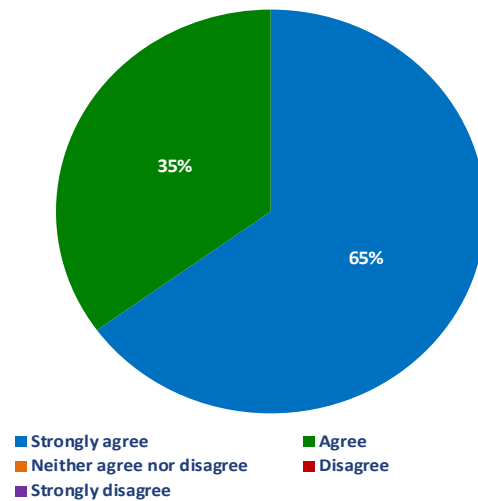
Radiology Essentials for the MRCS



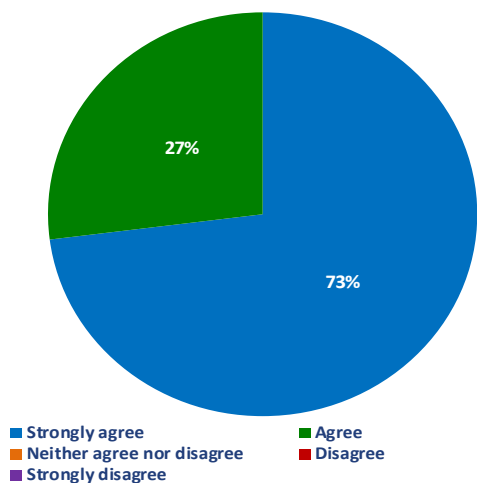
The faculty provided constructive feedback.



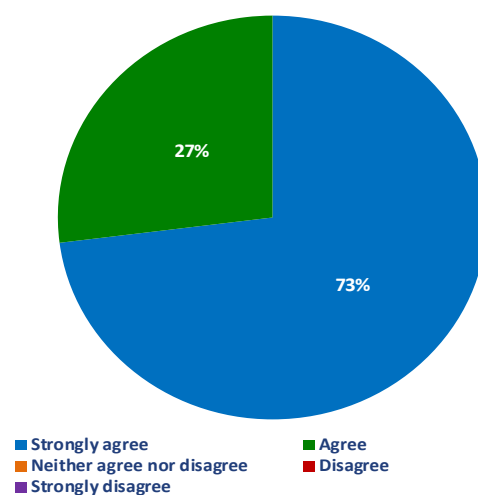
The number of faculty was sufficient to deliver the course.



The faculty demonstrated the level of knowledge and skills required to effectively deliver the course.



The faculty were approachable and enthusiastic.



Individual Comments

This was a good course. Thank you to all the faculty for their time and effort.

It was good.

Please keep up the high quality of the course and a special thanks to all the faculty members.

It was good.

This was by far the best course for MRCS preparation that I have attended so far. Feedback from every faculty member was beneficial which was most appreciated. I was particularly grateful that every faculty member did not appear to rush through stations or were bored by them. Every member took extra time to provide feedback. They showed that they really cared enough to ensure that I perform well in the exam. My sincerest appreciation to all of them.



THE ROYAL COLLEGE
OF SURGEONS OF
EDINBURGH

