



**MRCs Part A Course:
Basic Sciences and Clinical
Application**



Feedback - March 2017

MRCS Part A Course: Basic Sciences and Clinical Application

Basic science subjects such as anatomy, physiology, pathology and microbiology are the principal components for developing a strong foundation for surgical training and for the understanding of its clinically applied aspects such as surgical anatomy and critical care physiology. As such, these subjects form an integral part in the MRCS A exam.

This two-day course provided the attendee with an overview of basic physiological principles, consolidated the candidate's core and applied surgical knowledge in anatomy and relevant pathology, and provided a focused revision of pertinent topics as tested in the exam.

The course was structured into two distinct but related days. On day 1, the emphasis was on basic and applied pathology, basic physiology and critical care, principles of surgery and clinical topics. Day 2 predominately featured topics on basic and surgically applied anatomy, and its related pathology. Microbiology pertinent to MRCS A was also covered on day 2. It was advised that candidates attend both days of the course to obtain full benefit but if they were particularly strong in the topics on day 1 or day 2, then they had the option of attending just one day of the course.

Candidates who attended this course received full access to MRCS Part A online educational resources from www.doctorexams.co.uk for a 4 month period. This resource contains 100s of SBA and EMQ questions for practice. In addition, they also received full access to all presentations via a secure, online link. All these benefits and privileges were included within the course fee.



Course Information

Course date:	11th and 12th March 2017
Venue:	Doctors Academy International Institute for Medical Education Cardiff
Attendance:	8 Delegates
Aimed at:	Medical Students Foundation Year Doctors
Faculty:	Surgeons
Course fee:	Student £260.00



Course Programme

Day 1

SURGICAL PATHOLOGY, PRINCIPLES OF SURGERY AND APPLIED SURGICAL SCIENCES

0930 - 0945	Registration and Coffee
0945 - 1000	Format of MRCS Exam and Preparation
1000 - 1045	Management of Trauma
1045 - 1115	Pre-operative assessment
1115 - 1145	Post-operative management
1145 - 1215	Fundamentals of wound healing
1215 - 1230	Principles of Local Anaesthetics
1230 - 1245	Sutures, needles and suture materials
1245 - 1300	Lumps and benign lesions
1300 - 1340	Lunch
1345 - 1415	Management of burns
1415 - 1500	Tumours of colon, prostate, thyroid and breast
1500 - 1530	Skin cancers including melanoma
1530 - 1550	Break for refreshments
1550 - 1640	Ulcers, vascular pathology, thrombus and embolus
1640 - 1720	Management of Head Injury
1720 - 1820	Cardiovascular and Respiratory Critical care physiology
1820 - 1830	Summary
1830	End of Course

Course Programme

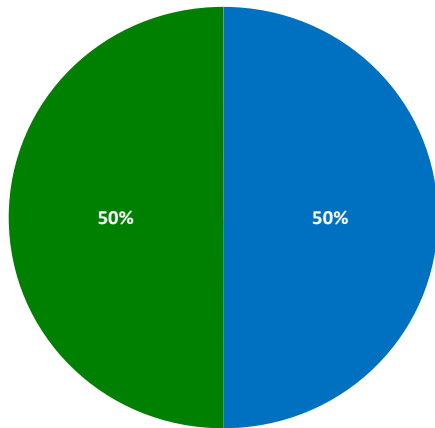
Day 2

SURGICAL AND APPLIED ANATOMY (AND RELEVANT PATHOLOGY), AND MICROBIOLOGY

0845	Registration and Introduction to Day 2
0900 - 0930	Assessment and mock exam
0930 - 1030	Brachial plexus, arm, shoulder, scapula, back and rotator cuff (includes upper limb nerve injuries, palsies and shoulder pathologies)
1030 - 1100	Cubital fossa, forearm, flexor retinaculum and hand (includes carpal tunnel syndrome, ulnar nerve palsies, hand pathologies)
1100 - 1120	Break for refreshments
1120 - 1145	Neck
1145 - 1215	Scalp and face
1215 - 1300	Mediastinum, Heart, Lungs and Diaphragm
1300 - 1340	Lunch
1340 - 1410	Microbiology essentials for MRCS A
1410 - 1440	Thoracic wall; Vascular anatomy of thorax, head and neck and thorax (includes vascular access and chest drain insertion)
1440 - 1530	Transpyloric plane, anterior abdominal wall and inguinal region (includes hernia)
1530 - 1550	Break for refreshments
1550 - 1630	Abdominal and pelvic anatomy (includes bowel pathologies and segmental bowel resections)
1630 - 1700	Lumbar and lumbosacral plexus
1700 - 1745	Femoral triangle, thigh, popliteal fossa; Lower leg, ankle and foot (includes lower limb nerve injuries, palsies, compartment syndrome and ankle injuries)
1745 - 1815	Questions and Clarifications
1815 - 1830	Exam preparation timetable and Tips
1830	End of Course

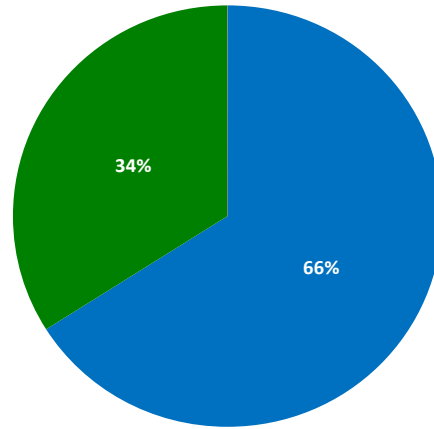
Overall Teaching Feedback

How was the content of the course?



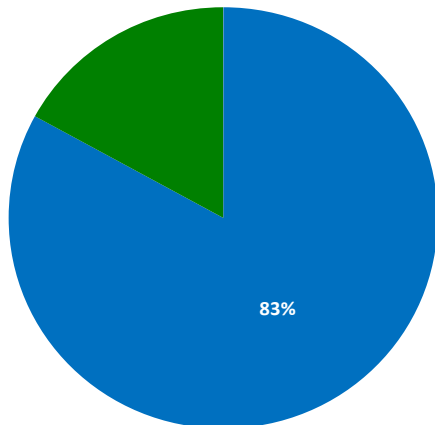
■ Excellent ■ Good ■ Neutral ■ Fair ■ Poor

How was the clarity of presentations?



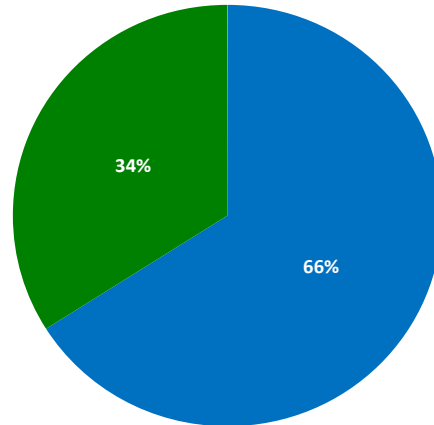
■ Excellent ■ Good ■ Neutral ■ Fair ■ Poor

How would you rate the relevance of the course to your exam?



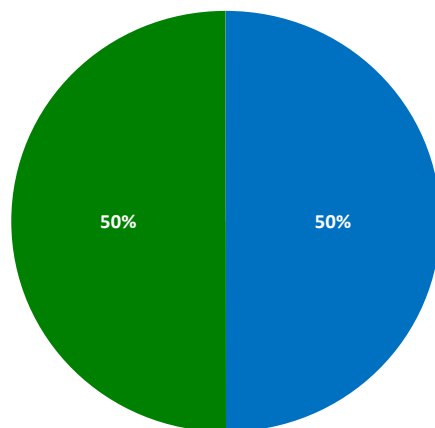
■ Excellent ■ Good ■ Neutral ■ Fair ■ Poor

How would you rate the general academic standard of the lectures?



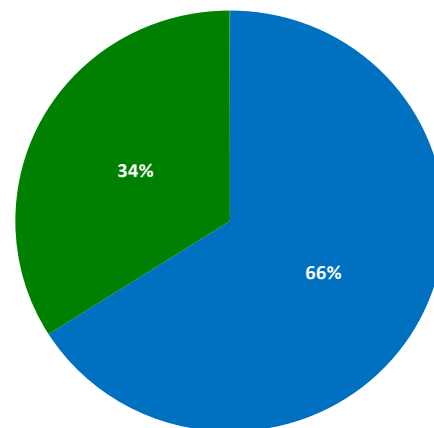
■ Most certainly ■ Certainly ■ Probably ■ A little ■ Not at all

Brachial plexus, Arm, Shoulder, Scapula, Back



■ Excellent ■ Good ■ Neutral ■ Fair ■ Poor

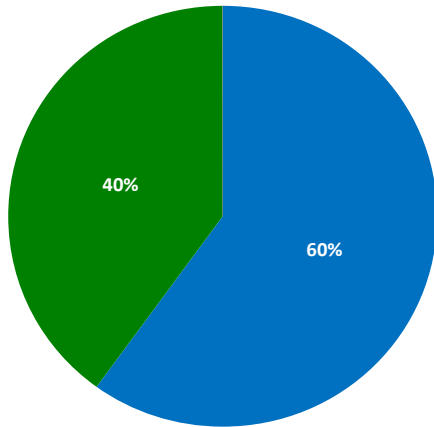
Cubital Fossa, Forearm, Hand



■ Excellent ■ Good ■ Neutral ■ Fair ■ Poor

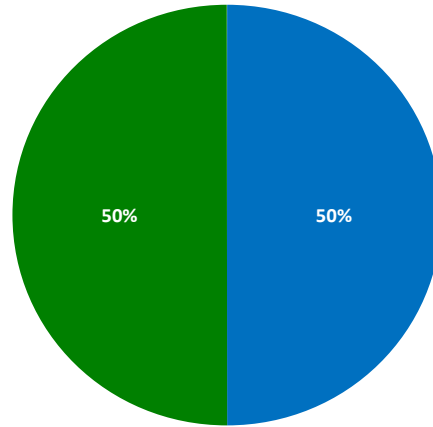
Overall Teaching Feedback

Head and Face



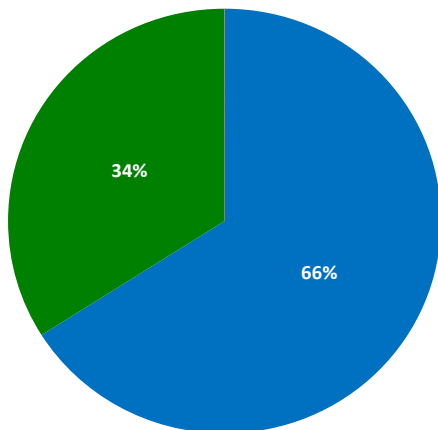
■ Excellent ■ Good ■ Neutral ■ Fair ■ Poor

Neck



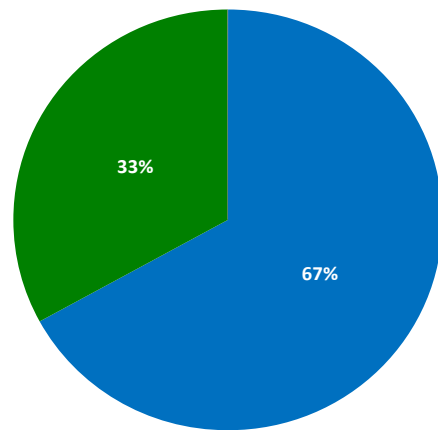
■ Excellent ■ Good ■ Neutral ■ Fair ■ Poor

Mediastinum, Heart, Lungs and Diaphragm



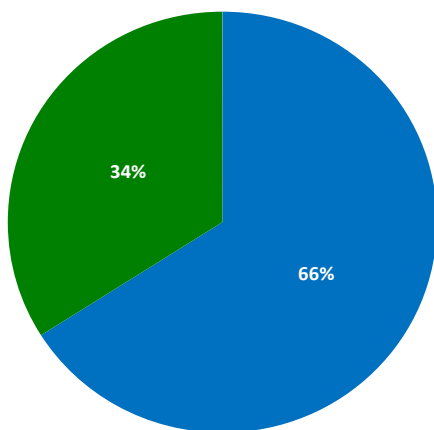
■ Excellent ■ Good ■ Neutral ■ Fair ■ Poor

Thoracic Wall



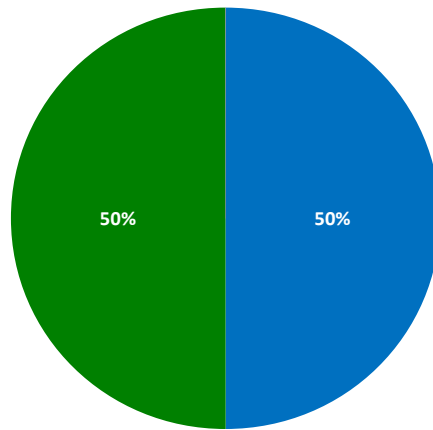
■ Excellent ■ Good ■ Neutral ■ Fair ■ Poor

Vascular Anatomy



■ Excellent ■ Good ■ Neutral ■ Fair ■ Poor

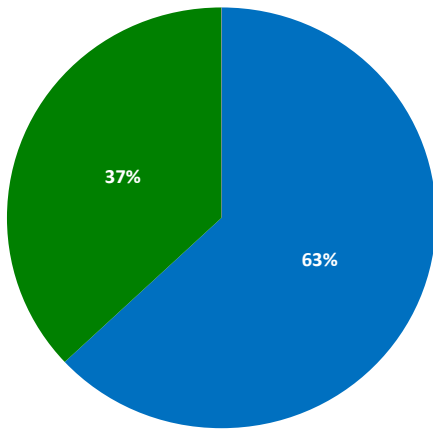
Anterior Abdominal Wall/Inguinal Region



■ Excellent ■ Good ■ Neutral ■ Fair ■ Poor

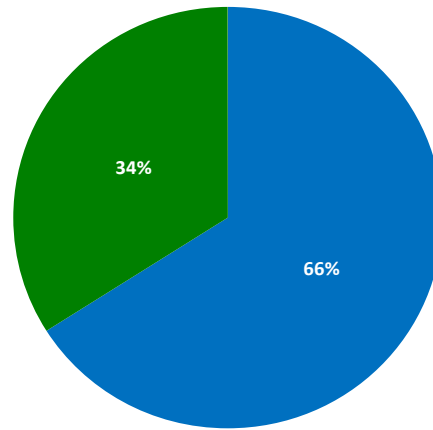
Overall Teaching Feedback

Abdominal anatomy



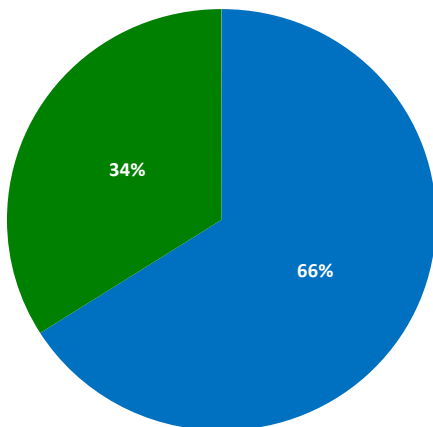
■ Excellent ■ Good ■ Neutral ■ Fair ■ Poor

Lumbar and lumbosacral plexus



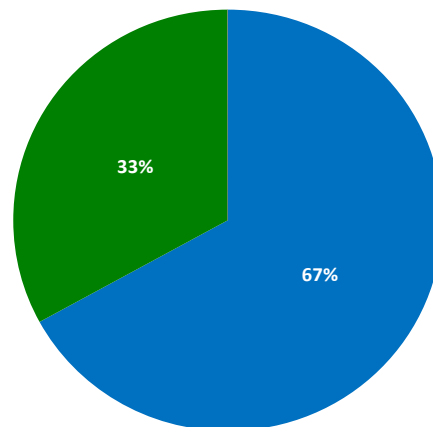
■ Excellent ■ Good ■ Neutral ■ Fair ■ Poor

Femoral triangle, Thigh, Popliteal Fossa



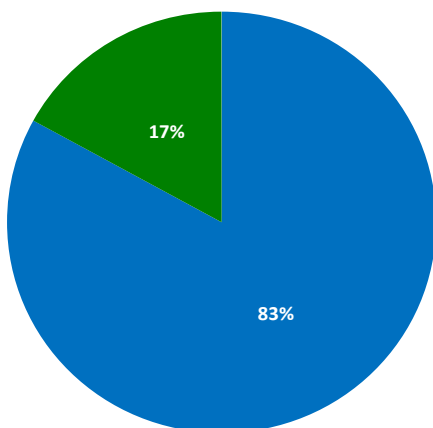
■ Excellent ■ Good ■ Neutral ■ Fair ■ Poor

Lower Leg and Ankle



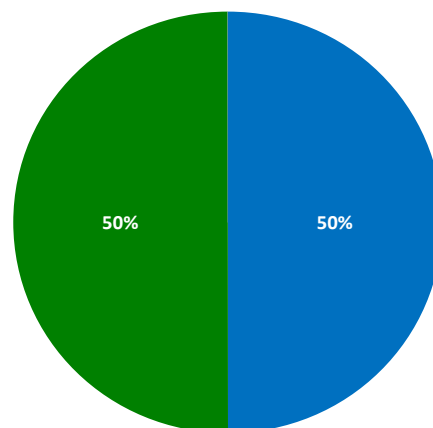
■ Excellent ■ Good ■ Neutral ■ Fair ■ Poor

Head and Neck Pathology



■ Excellent ■ Good ■ Neutral ■ Fair ■ Poor

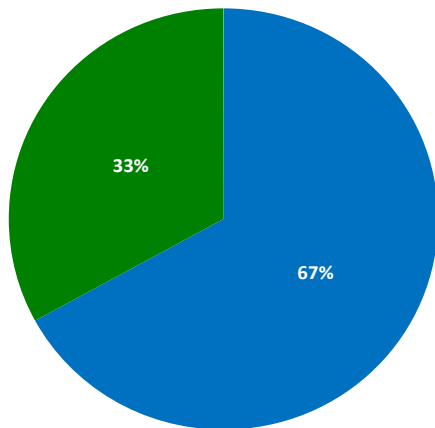
Colectomies and Stoma



■ Excellent ■ Good ■ Neutral ■ Fair ■ Poor

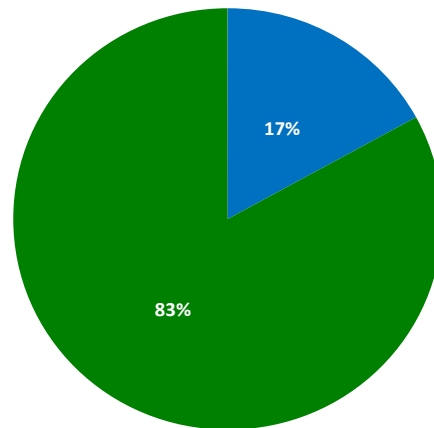
Overall Teaching Feedback

Management of Burns



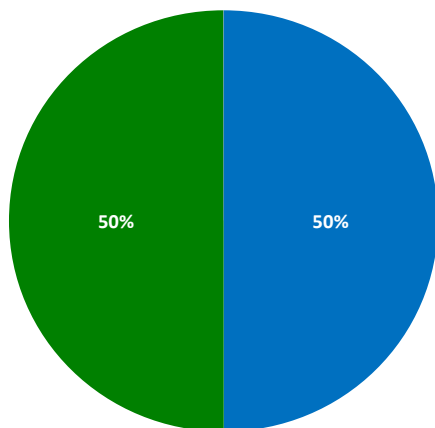
■ Excellent ■ Good ■ Neutral ■ Fair ■ Poor

Physiology Topics



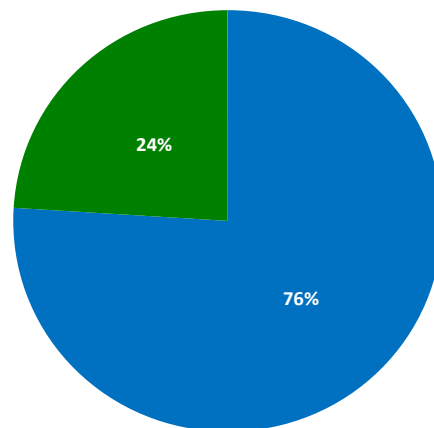
■ Excellent ■ Good ■ Neutral ■ Fair ■ Poor

Skin Cancers



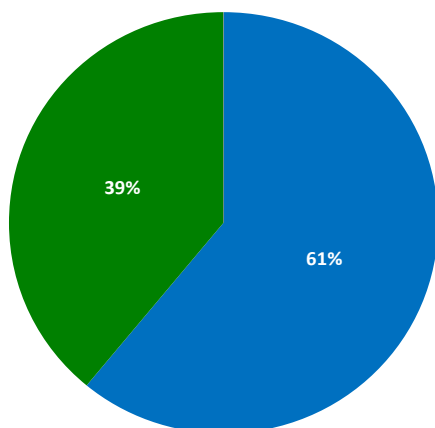
■ Excellent ■ Good ■ Neutral ■ Fair ■ Poor

Malignant Melanoma



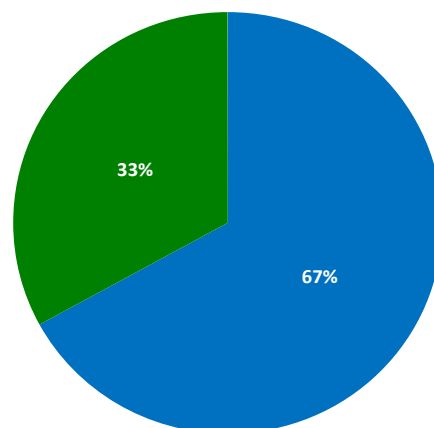
■ Excellent ■ Good ■ Neutral ■ Fair ■ Poor

Fundamentals of Wound Healing



■ Excellent ■ Good ■ Neutral ■ Fair ■ Poor

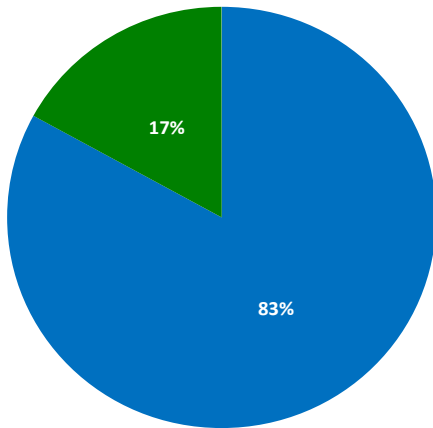
Sutures



■ Excellent ■ Good ■ Neutral ■ Fair ■ Poor

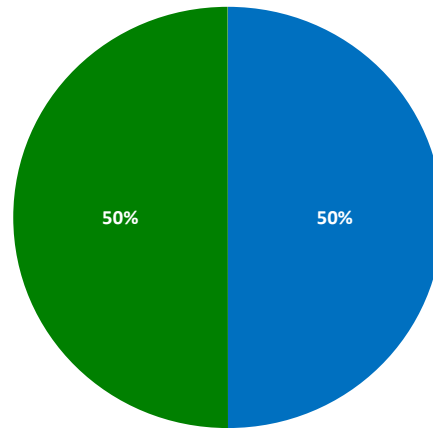
Overall Teaching Feedback

Ulcers



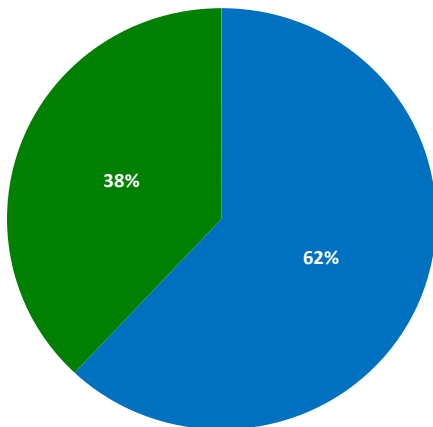
■ Excellent ■ Good ■ Neutral ■ Fair ■ Poor

Neurophysiology



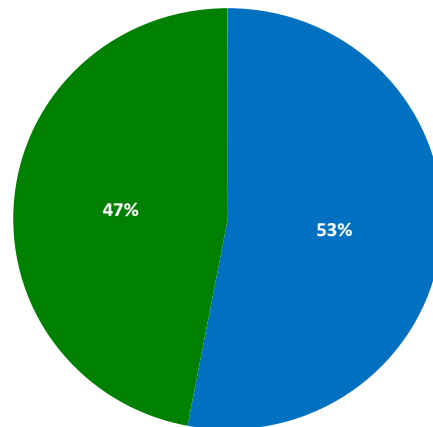
■ Excellent ■ Good ■ Neutral ■ Fair ■ Poor

Basic Pathology



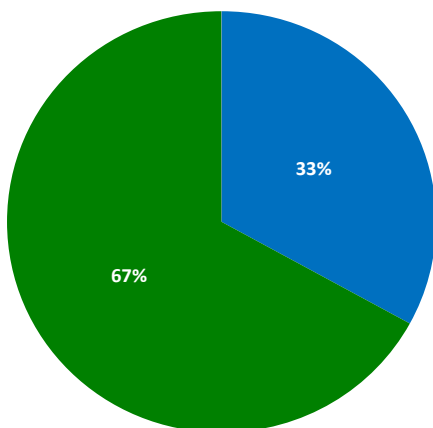
■ Excellent ■ Good ■ Neutral ■ Fair ■ Poor

Basics of Genetics



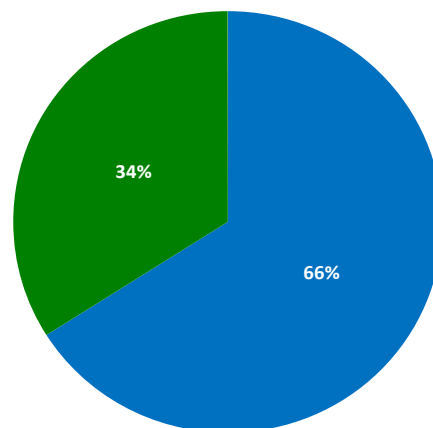
■ Excellent ■ Good ■ Neutral ■ Fair ■ Poor

Testicular Tumours



■ Excellent ■ Good ■ Neutral ■ Fair ■ Poor

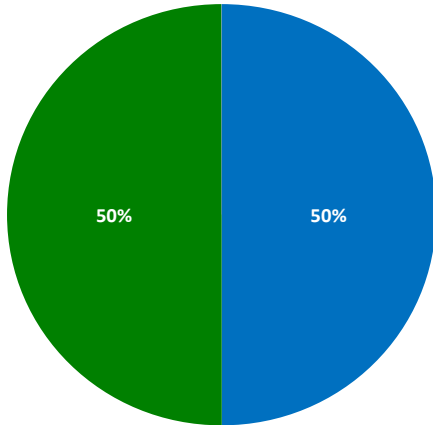
Essential Microbiology



■ Excellent ■ Good ■ Neutral ■ Fair ■ Poor

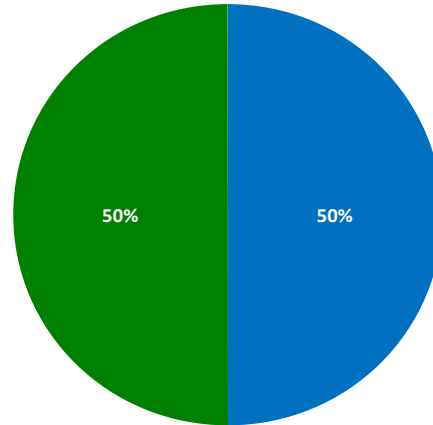
Overall Teaching Feedback

Tuberculosis



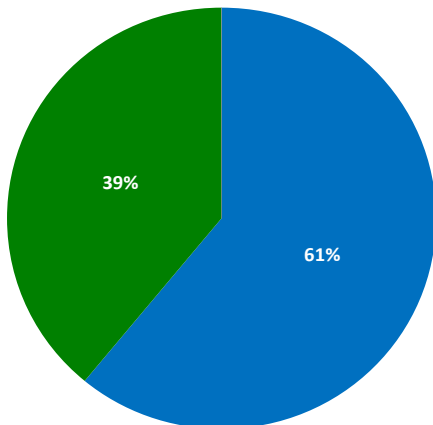
■ Excellent ■ Good ■ Neutral ■ Fair ■ Poor

Basics of Statistics



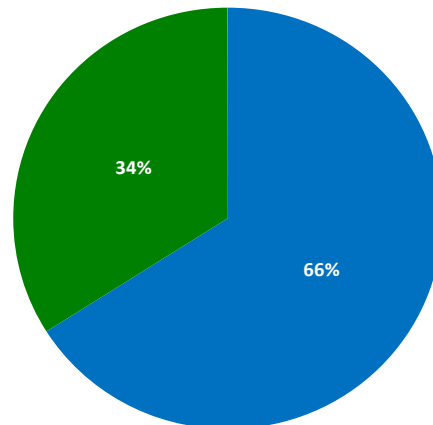
■ Excellent ■ Good ■ Neutral ■ Fair ■ Poor

Fractures/Neck of Femur fracture



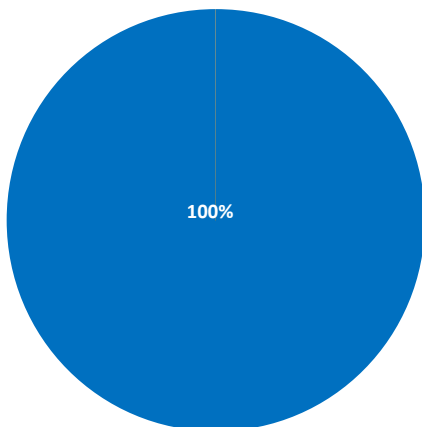
■ Excellent ■ Good ■ Neutral ■ Fair ■ Poor

Local Anaesthesia



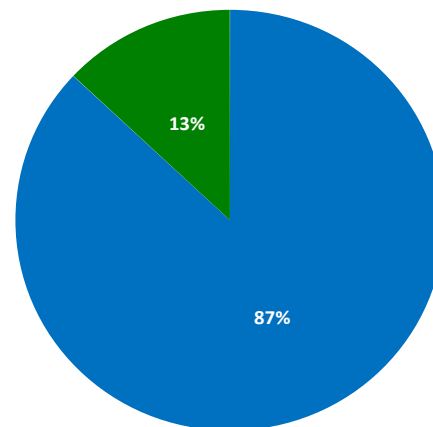
■ Excellent ■ Good ■ Neutral ■ Fair ■ Poor

How was the general friendliness of the faculty and organisers?



■ Very friendly ■ Friendly ■ Neutral

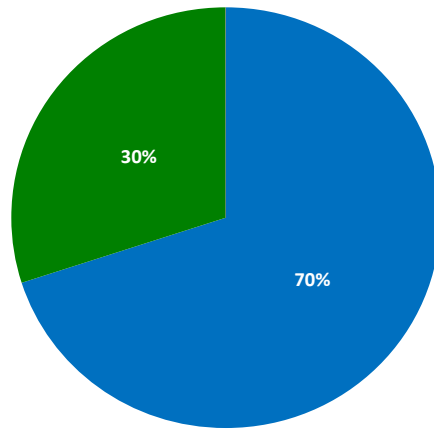
Would you recommend this course to a friend?



■ Most certainly ■ Certainly ■ Probably ■ Unlikely ■ Not at all

Overall Teaching Feedback

Do you think that this course provided good value for money?



■ Most certainly ■ Certainly ■ Probably ■ Unlikely ■ Not at all

Individual Comments

Overall I was very happy with the course and am seriously considering attending the next sitting before the MRCS!

KW
St Mary's Hospital, London

Very worthwhile course.

JD
Antrim Hospital, Antrim

Excellent course led by Professor Enoch. He has an excellent level of knowledge for the MRCS and was able to include all members of the class despite varying levels of experience. An intensive 2 days but a must attend course prior to sitting the Part A of the exam.

AR
Leeds General Infirmary, Leeds

Excellent fabulous teaching for passing MRCS PART A.

AK
Kettering General Hospital, Kettering

Very good.

ZA
Kettering General Hospital, Kettering



DOCTORS ACADEMY

BETTER EDUCATION. BETTER HEALTH.

Doctors Academy is a UK-based International Non-Profit Organisation comprising of doctors, dentists and scientists that undertakes a diverse range of educational activities globally. The aim of the Academy is to disseminate information and exchange medical knowledge between professionals from diverse backgrounds working in a variety of healthcare settings. This is achieved by the provision of a number of attendance courses, publishing house, online resources and international events/ competitions.

Courses (a selection):

Undergraduate:

- Final Year Medicine and Surgical Revision Courses
- Training the Clinical Anatomy Trainer
- Clinical Anatomy as Applied to Trauma and Emergency Medicine
- Surgical Anatomy of Important Operative Procedures
- Future Surgeons: Key Skills (RCSEd delivered)
- Structured Introduction to Surgical Skills

Postgraduate:

- MRCS Part A
- MRCEM Part A
- MRCS Part B OSCE
- DOHNS: Intensive Revision & OSCE
- Intercollegiate Basic Surgical Skills (RCSEd delivered)
- MRCP PACES Part 2
- FRCS (General Surgery) Exit Exam
- Cadaveric Ultrasound-Guided Musculoskeletal Intervention Course
- Ultrasound-Assisted Botulinum Toxin Injection for Neuromuscular Disorders
- Live Advanced Laparoscopic Colorectal Course



Forthcoming key events:

- **International Medical Summer School**
Manchester, 31st July to 4th August 2017
- **International Academic and Research Conference**
Manchester, 5th August 2017
- **World University Anatomy Challenge**
Manchester, 4th August 2017

Publications



publications.doctorsacademy.org

World Journal of Medical Education & Research



**Peer-reviewed academic journal
with ISSN.**

- No fee to view, read and download articles
- No subscription charges
- No submission fees
- No manuscript processing fee
- No publishing fee
- No cost to read, write or publish!

wjmer.co.uk

Online Revision Resources

DoctorExams consists of 1000s of questions with detailed explanations in MCQ, EMQ, SBA and SAQ formats. Questions are written by the Doctors Academy group of experienced clinicians and clinical academics, with mock exams and feedback on performance included to aid a candidate's focused revision of topics. Based on past exams, these questions are carefully crafted to suit the requirements of undergraduate students & postgraduate trainees undertaking relevant speciality exams.

Resources for:

- Medical Students
- Dental Students
- International Entrance Exams
- MRCS Exams
- General Surgery Exams
- Plastic Surgery Exams
- DOHNS Exams

www.doctorexams.co.uk

www.doctorsacademy.org