



3rd National Vascular Ultrasound Skills for Early-Year Trainees



Feedback - June 2023

3rd National Vascular Ultrasound Skills for Early-Year Trainees

This one-day course was delivered by experienced vascular surgeons, interventional radiologists, and vascular sonographers, providing delegates with an insight into the principles of ultrasound and its application in clinical practice. A series of short talks were held in the morning, and a variety of practical sessions took place in the afternoon. Delegates were supported to conduct Doppler and Duplex assessments on volunteers and real patients to develop their understanding of arteriovenous fistula planning, venous intervention planning for varicose veins, and arterial waveforms and their interpretation in small groups of four, obtaining ample hands-on practice.

Course Information

Date:	24th June 2023
Venue:	Undergraduate Medical School and Lyme Building, University Hospitals of North Midlands, Stoke-on-Trent
Attendance:	14 Delegates
Aimed at:	Foundation Year 2 Doctors; Core Surgical Trainees; Junior Vascular Registrars (ST3/ST4); Radiology Trainees interested in Vascular Clinical Application; Trainee Vascular Radiographers
Fee:	£75.00



Programme

0900 – 0915 Arrival and Registration

0915 – 0930 Welcome

0930 – 1000 The Physics Behind Vascular Ultrasound – Ms Kerry Ashcroft

1000 – 1030 Interpretation of Venous Ultrasound and Clinical Application – Mr Matthew Popplewell

1030 – 1100

Coffee Break

1100 – 1130 Arteriovenous Assessment for AV Fistula Creation – Miss Helen Suttwood

1130 – 1200 Understanding Arterial Duplex – Dr Chris Day

1200 – 1245

Lunch

1245 – 1545 Practical Sessions (4 x 45 minutes)

- AVF Assessment
- Venous Ultrasound
- Arterial Ultrasound
- Basic Doppler Skills (including ABPI and TBPI)

1545 – 1600 Closing Remarks

Faculty

Mr Antony Jaipersad

Consultant Vascular Surgeon
University Hospitals of North Midlands

Dr Christopher Day

Consultant Vascular Radiologist
University Hospitals of North Midlands

Ms Ezinne Nwaomu

Diagnostic Radiographer
University Hospitals of North Midlands

Miss Helen Suttewood

Senior Speciality Registrar in Vascular Surgery
University Hospitals of Birmingham NHS Trust

Ms Kerry Ashcroft

Diagnostic Radiographer
University Hospitals of North Midlands

Ms Marvi Aloro

Vascular Clinical Nurse Specialist
University Hospitals of North Midlands

Mr Matthew Popplewell

Senior Speciality Registrar in Vascular Surgery
University Hospitals of Birmingham NHS Trust

Dr Norman Qayyum

Consultant Vascular Radiologist
University Hospitals of North Midlands

Mr Sriram Rajagopalan

Consultant Vascular Surgeon
University Hospitals of North Midlands

Mr Vitor Martins

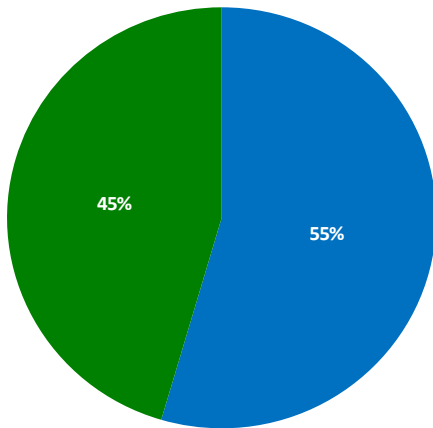
Diagnostic Radiographer
University Hospitals of North Midlands

Dr Isabel Soans

Course Organiser
Foundation Year Doctor
University Hospitals of North Midlands

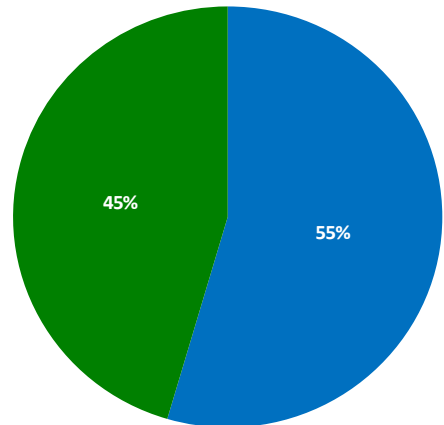
Overall Feedback

How was the content of the course?



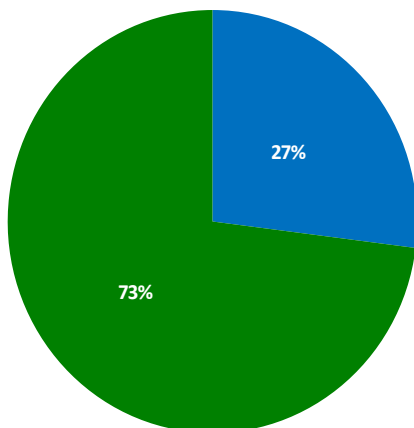
■ Excellent ■ Good ■ Neutral ■ Fair ■ Poor

How would you rate the general academic standard of the faculty?



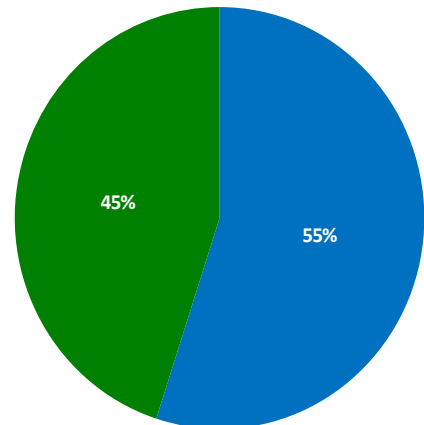
■ Excellent ■ Good ■ Neutral ■ Fair ■ Poor

The Physics Behind Vascular Ultrasound – Ms Kerry Ashcroft



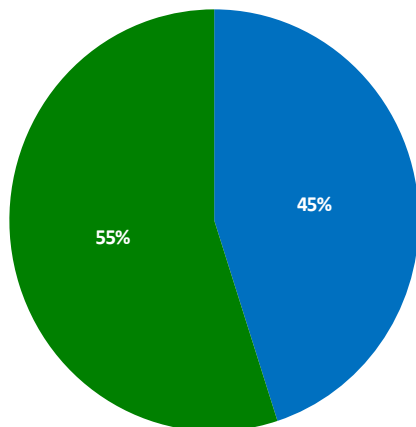
■ Excellent ■ Good ■ Neutral ■ Fair ■ Poor

Interpretation of Venous Ultrasound and Clinical Application – Mr Matthew Popplewell



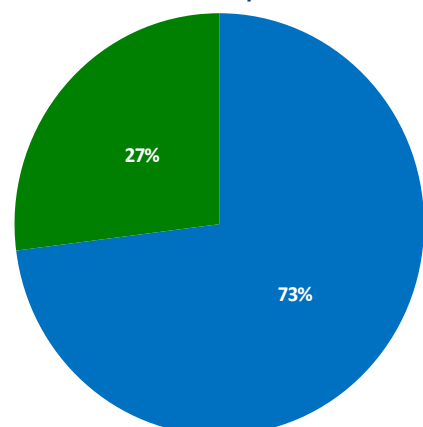
■ Excellent ■ Good ■ Neutral ■ Fair ■ Poor

Arteriovenous Assessment for AV Fistula Creation – Miss Helen Suttewood



■ Excellent ■ Good ■ Neutral ■ Fair ■ Poor

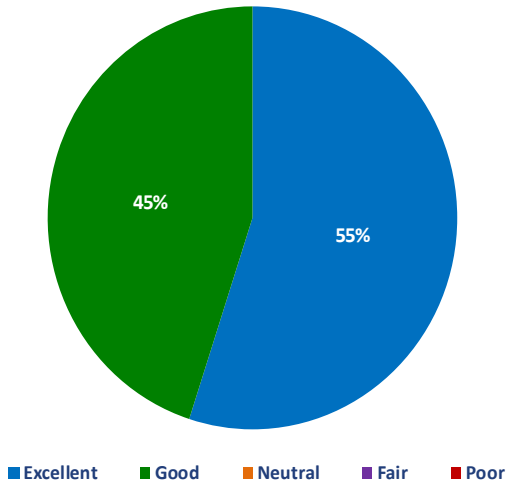
Understanding Arterial Duplex – Dr Chris Day



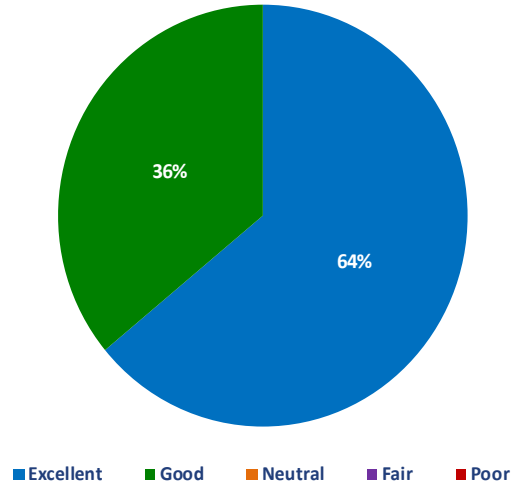
■ Excellent ■ Good ■ Neutral ■ Fair ■ Poor

Overall Feedback

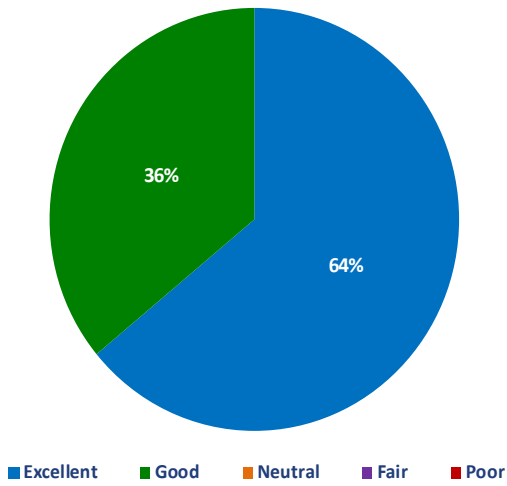
Practical Sessions: AVF Assessment



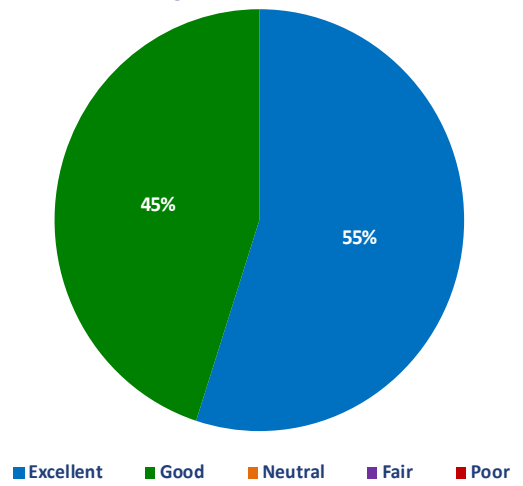
Practical Sessions: Venous Ultrasound



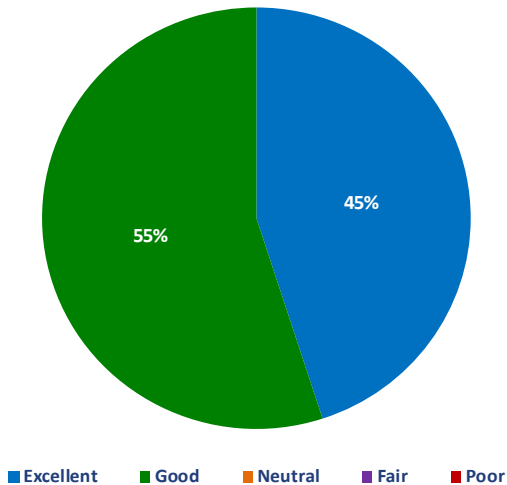
Practical Sessions: Arterial Ultrasound



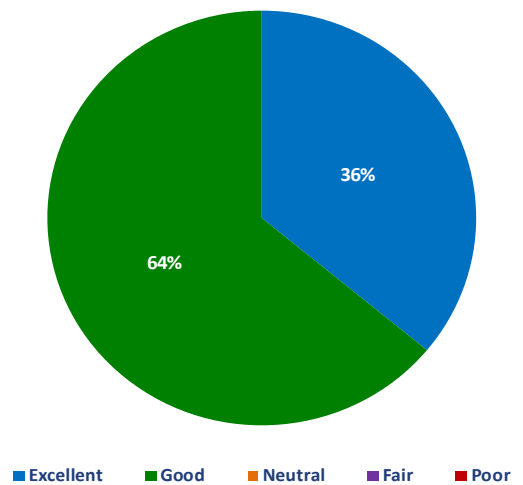
Practical Sessions: Basic Doppler Skills (including ABPI and TBPI)



How were the facilities and venue?

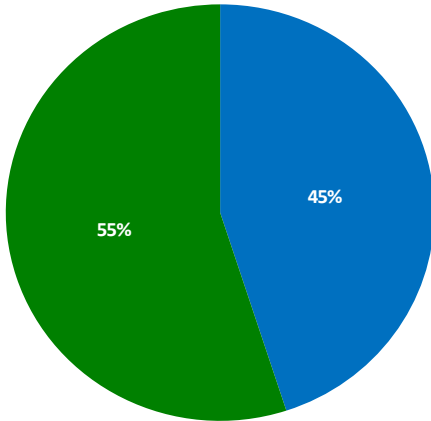


How were the refreshments and lunch?



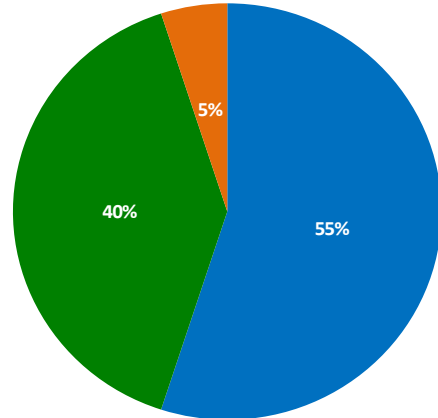
Overall Feedback

How was the general friendliness of the faculty and organisers?



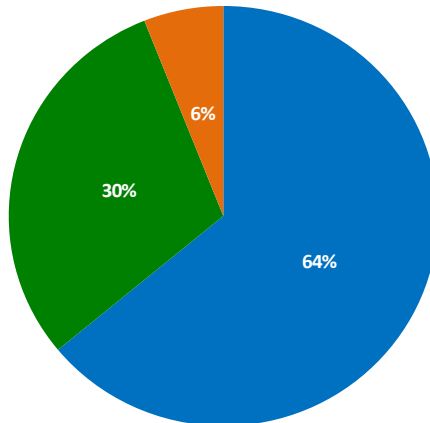
■ Very Friendly ■ Friendly ■ Neutral
■ Not very Friendly ■ Can't comment

Would you recommend this course to a friend?



■ Most Certainly ■ Certainly ■ Probably ■ Unlikely ■ Not at all

Do you think that this course provided good value for money?



■ Most certainly ■ Certainly ■ Probably ■ Unlikely ■ Not at all

Individual Comments

Very good.

AM
University Hospitals of North Midlands NHS Trust, UK

Very enjoyable day. Useful in early stages of career

SS
Walsall Manor Hospital, Walsall, UK

Great course. Very well organised.

TA
University Hospitals of North Midlands NHS Trust, UK

Excellent course. Thoroughly enjoyed it. Learnt a lot from everyone.

ST
Leeds General Infirmary, Leeds, UK

Excellent course, excellent faculty. I was very pleased to have attended.

SM
Glenfield Hospital, Leicester, UK

Well organised course with motivated organisers and speakers, highly relevant to my personal subspecialty training.

MA
University Hospital of North Staffordshire NHS Trust, UK

Useful.

MT
Alexandra Hospital, Redditch, UK

Very informative and helpful. Thank you very much.

CS
St Vincent's University Hospital, Dublin, Republic of Ireland

It was a good course to get basic knowledge of vascular ultrasound and hands on practice. The teaching was concise and more focused on practical aspect.

MC
Birmingham Heartlands Hospital, Birmingham, UK



DOCTORS ACADEMY

BETTER EDUCATION. BETTER HEALTH.

Doctors Academy is a UK-based International Non-Profit Organisation comprising of doctors, dentists and scientists that undertakes a diverse range of educational activities globally. The aim of the Academy is to disseminate information and exchange medical knowledge between professionals from diverse backgrounds working in a variety of healthcare settings. This is achieved by the provision of a number of attendance courses, publishing house, online resources and international events / competitions.

Courses (a selection):

Undergraduate:

- Final Year Medicine and Surgical Revision Courses
- Training the Clinical Anatomy Trainer
- Clinical Anatomy as Applied to Trauma and Emergency Medicine
- Surgical Anatomy of Important Operative Procedures
- Future Surgeons: Key Skills (RCSEd delivered)
- Structured Introduction to Surgical Skills

Postgraduate:

- MRCS Part A
- MRCEM Part A
- MRCS Part B OSCE
- DOHNS: Intensive Revision & OSCE
- Intercollegiate Basic Surgical Skills (RCSEd delivered)
- MRCP PACES Part 2
- FRCS (General Surgery) Exit Exam
- Cadaveric Ultrasound-Guided Musculoskeletal Intervention Course
- Ultrasound-Assisted Botulinum Toxin Injection for Neuromuscular Disorders
- Live Advanced Laparoscopic Colorectal Course



Forthcoming key events:

- International Medical Summer School
- International Academic and Research Conference
- World University Anatomy Challenge

Publications



publications.doctorsacademy.org

World Journal of Medical Education & Research



Peer-reviewed academic journal
with ISSN.

- No fee to view, read and download articles
- No subscription charges
- No submission fees
- No manuscript processing fee
- No publishing fee
- No cost to read, write or publish!

wjmer.co.uk

Online Revision Resources

DoctorExams consists of 1000s of questions with detailed explanations in MCQ, EMQ, SBA and SAQ formats. Questions are written by the Doctors Academy group of experienced clinicians and clinical academics, with mock exams and feedback on performance included to aid a candidate's focused revision of topics. Based on past exams, these questions are carefully crafted to suit the requirements of undergraduate students & postgraduate trainees undertaking relevant speciality exams.

Resources for:

- Medical Students
- Dental Students
- International Entrance Exams
- MRCS Exams
- General Surgery Exams
- Plastic Surgery Exams
- DOHNS Exams

www.doctorexams.co.uk

www.doctorsacademy.org