



**Vascular Ultrasound Skills
for Surgical Trainees**

Feedback - September 2019

Vascular Ultrasound Skills for Surgical Trainees

Taught by experienced interventional radiologists and vascular surgeons, this one-day course discussed the principles of Doppler assessment and duplex assessment for the evaluation of common AV fistula.

The course combined a series of short talks with ample hands-on practice. Delegates had the opportunity to conduct Doppler and duplex assessments on patients and simulated patients.

Course Information

Course Date:	28th September 2019
Venue:	Lyme Building, University Hospital North Midlands, Stoke-on-Trent
Attendance:	14 Delegates
Aimed at:	FY2; CT1/ST1; CT2/ST2; ST3; ST4
Course Fee:	£75.00



Course Programme

0915 - 0930 Registration and Coffee

0930 - 1000 Welcome

1000 - 1100 The Physics Behind What You See and Hear - Mrs Ros Lea

1100 - 1130 Veins: What I Need To Look For As A Vascular Surgeon - Mr Matt Popplewell

1130 - 1145

Refreshment Break

1145 - 1215 Basic Arteriovenous Assessment for AV Fistula Creation - Mr Julien Al Shakarchi

1215 - 1300 Understanding Arterial Doppler/Duplex for Surgical Trainees - Dr Norman Qayyum

1300 - 1345

Lunch

1345 - 1545 Demonstration and Hands-On Skills

Each group rotates through four stations:

- Basic Doppler/ABPI
- Venous Ultrasound
- Arterial Ultrasound
- AVF Assessment

1545 - 1600 Q&A Session and Close

Faculty

Mr Sriram Rajagopalan

Course Convenor

Consultant in Vascular Surgery

University Hospitals of North Midlands, Stoke-on-Trent

Mr Anthony Jaipersad

Consultant Vascular Surgeon

University Hospital of North Staffordshire, Stoke-on-Trent

Mr Julien Al Shakarchi

Specialty Registrar in General Surgery

Queen Elizabeth Hospital, Birmingham

Dr Justin Pugh

Vascular Radiologist

University Hospitals of North Midlands, Stoke-on-Trent

Ms Kerry Ashcroft

Vascular Sonologist

University Hospitals of North Midlands, Stoke-on-Trent

Mr Matthew Popplewell

Clinical Lecturer and Vascular Research Fellow

University of Birmingham, Birmingham

Dr Norman Qayyum

Vascular Radiologist

University Hospitals of North Midlands NHS Trust

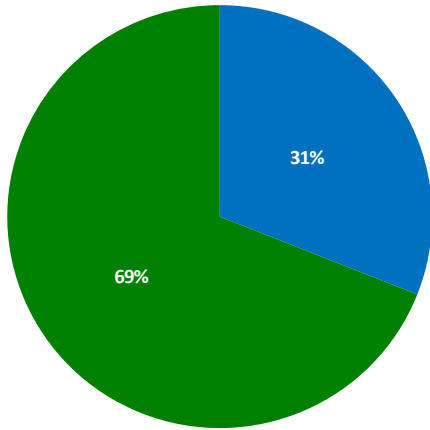
Mrs Ros Lea

Senior Vascular Scientist

University Hospitals of North Midlands NHS Trust

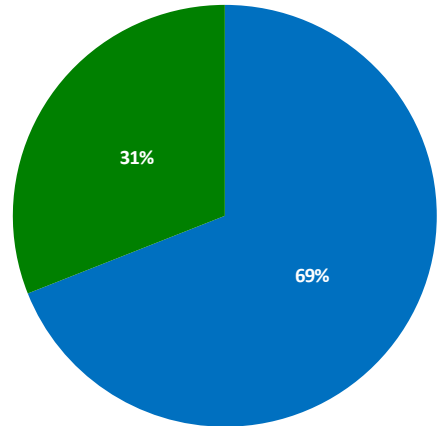
Overall Teaching Feedback

How was the content of the course?



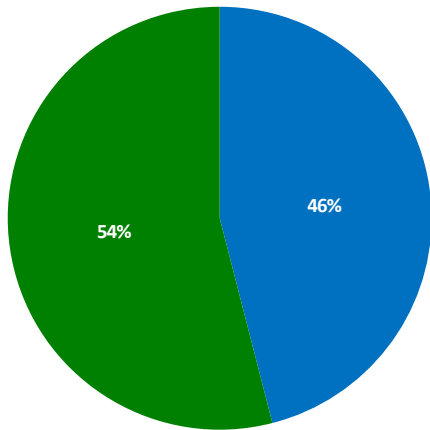
■ Excellent ■ Good ■ Neutral ■ Fair ■ Poor

How would you rate the general academic standard of the faculty?



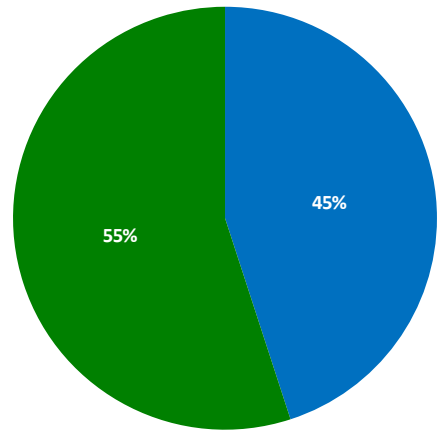
■ Excellent ■ Good ■ Neutral ■ Fair ■ Poor

The Physics Behind What You See and Hear - Mrs Ros Lea



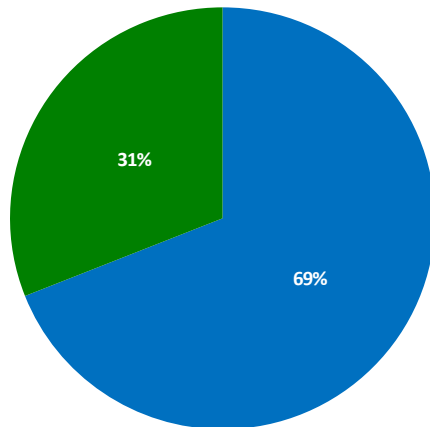
■ Excellent ■ Good ■ Neutral ■ Fair ■ Poor

Veins: What I Need To Look For As A Vascular Surgeon - Mr Matt Popplewell



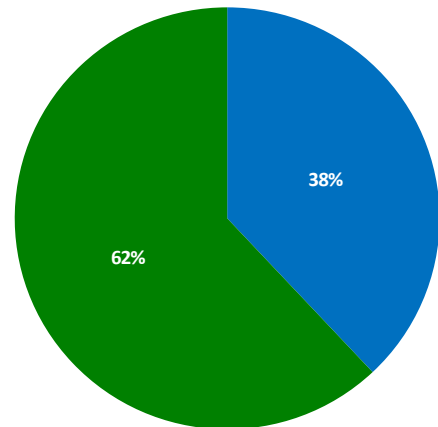
■ Excellent ■ Good ■ Neutral ■ Fair ■ Poor

Basic Arteriovenous Assessment for AV Fistula Creation - Mr Julien Al Shakarchi



■ Excellent ■ Good ■ Neutral ■ Fair ■ Poor

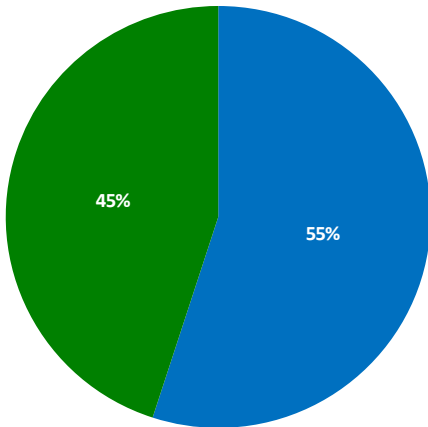
Understanding Arterial Doppler/Duplex for Surgical Trainees - Dr Norman Qayyum



■ Excellent ■ Good ■ Neutral ■ Fair ■ Poor

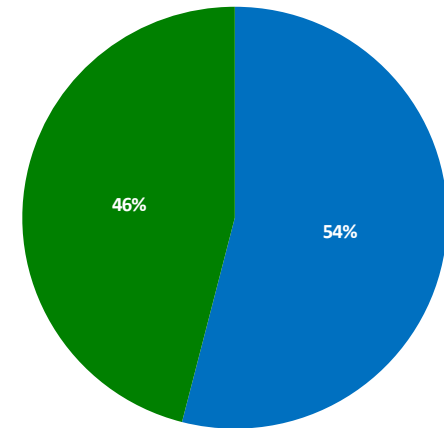
Overall Teaching Feedback

Demonstration and Hands-On Skills: Basic Doppler/ABPI



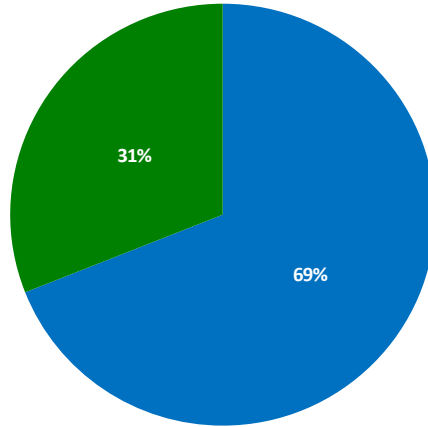
■ Excellent ■ Good ■ Neutral ■ Fair ■ Poor

Demonstration and Hands-On Skills: Venous Ultrasound



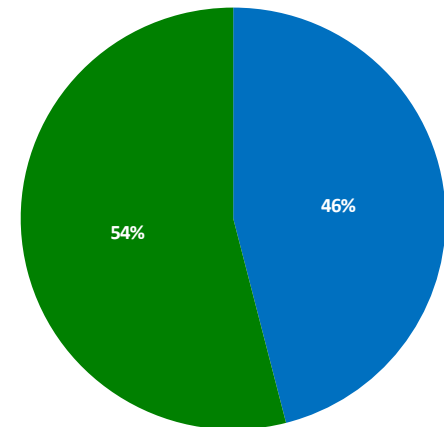
■ Excellent ■ Good ■ Neutral ■ Fair ■ Poor

Demonstration and Hands-On Skills: Arterial Ultrasound



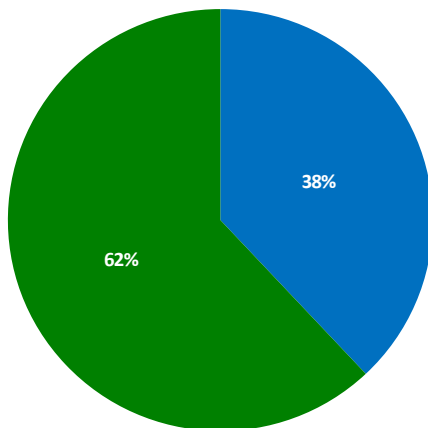
■ Excellent ■ Good ■ Neutral ■ Fair ■ Poor

Demonstration and Hands-On Skills: AVF Assessment



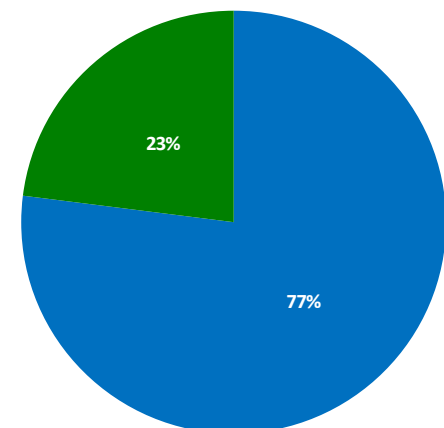
■ Excellent ■ Good ■ Neutral ■ Fair ■ Poor

How were the facilities and venue?



■ Excellent ■ Good ■ Neutral ■ Fair ■ Poor

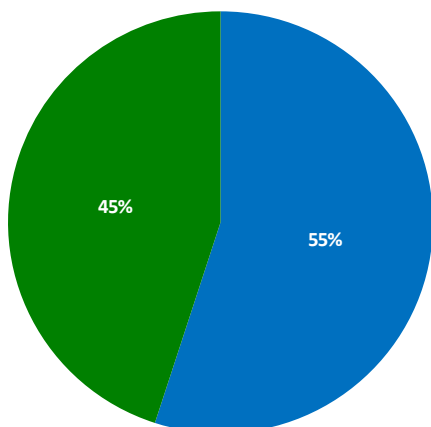
How was the general friendliness of the faculty and organisers?



■ Very friendly ■ Friendly ■ Neutral ■ Not very friendly ■ Can't comment

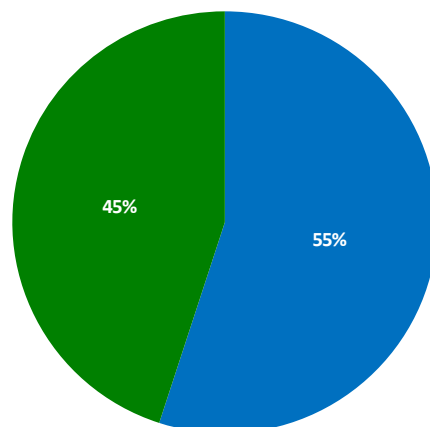
Overall Teaching Feedback

Would you recommend this course to a friend?



■ Most certainly ■ Certainly ■ Probably ■ Unlikely ■ Not at all

Do you think that this course provided good value for money?



■ Most certainly ■ Certainly ■ Probably ■ Unlikely ■ Not at all

Individual Comments

This was a well-organised course, with an interactive and practical element. It was suitable for a range of grades. Thank you!

RR

University Hospital of North Staffordshire, Stoke-on-Trent, United Kingdom

It was excellent. The course covered a lot of the basics and provided a good base upon which to further develop knowledge and skills.

MK

Royal Stoke University Hospital, Stoke-on-Trent, United Kingdom

It was enjoyable.

NS

John Radcliffe Hospital, Oxford, United Kingdom

It provided me with a clear idea about vascular assessment by ultrasound and a clearer understanding of anatomy.

NK

NA

Good.

AT

Queen's Medical Centre, Nottingham, United Kingdom

This was a very good course. It was well-organised and taught me a lot regarding vascular ultrasound.

HA

Russells Hall Hospital, Dudley, United Kingdom

This was a very useful course. I learnt how to use the machine and what the findings meant. I will recommend this course to fellow doctors.

AG

Royal Blackburn Hospital, Blackburn, United Kingdom

This was slightly too advanced for my level; however, it was very useful to learn the basics and practicalities of using the USS equipment and how to interpret the findings.

ST

Royal Blackburn Hospital, Blackburn, United Kingdom



DOCTORS ACADEMY

BETTER EDUCATION. BETTER HEALTH.

Doctors Academy is a UK-based International Non-Profit Organisation comprising of doctors, dentists and scientists that undertakes a diverse range of educational activities globally. The aim of the Academy is to disseminate information and exchange medical knowledge between professionals from diverse backgrounds working in a variety of healthcare settings. This is achieved by the provision of a number of attendance courses, publishing house, online resources and international events / competitions.

Courses (a selection):

Undergraduate:

- Final Year Medicine and Surgical Revision Courses
- Training the Clinical Anatomy Trainer
- Clinical Anatomy as Applied to Trauma and Emergency Medicine
- Surgical Anatomy of Important Operative Procedures
- Future Surgeons: Key Skills (RCSEd delivered)
- Structured Introduction to Surgical Skills

Postgraduate:

- MRCS Part A
- MRCEM Part A
- MRCS Part B OSCE
- DOHNS: Intensive Revision & OSCE
- Intercollegiate Basic Surgical Skills (RCSEd delivered)
- MRCP PACES Part 2
- FRCS (General Surgery) Exit Exam
- Cadaveric Ultrasound-Guided Musculoskeletal Intervention Course
- Ultrasound-Assisted Botulinum Toxin Injection for Neuromuscular Disorders
- Live Advanced Laparoscopic Colorectal Course



Forthcoming key events:

- International Medical Summer School
- International Academic and Research Conference
- World University Anatomy Challenge

Publications



publications.doctorsacademy.org

World Journal of Medical Education & Research



Peer-reviewed academic journal
with ISSN.

- No fee to view, read and download articles
- No subscription charges
- No submission fees
- No manuscript processing fee
- No publishing fee
- No cost to read, write or publish!

wjmer.co.uk

Online Revision Resources

DoctorExams consists of 1000s of questions with detailed explanations in MCQ, EMQ, SBA and SAQ formats. Questions are written by the Doctors Academy group of experienced clinicians and clinical academics, with mock exams and feedback on performance included to aid a candidate's focused revision of topics. Based on past exams, these questions are carefully crafted to suit the requirements of undergraduate students & postgraduate trainees undertaking relevant speciality exams.

Resources for:

- Medical Students
- Dental Students
- International Entrance Exams
- MRCS Exams
- General Surgery Exams
- Plastic Surgery Exams
- DOHNS Exams

www.doctorexams.co.uk

www.doctorsacademy.org