


DOCTORS ACADEMY



BETTER EDUCATION. BETTER HEALTH.

**COLLEGE OF PHYSICIANS AND
SURGEONS OF CARDIFF**



4th Vascular Ultrasound Skills Course for Surgical Trainees

Feedback - February 2025

4th Vascular Ultrasound Skills Course for Surgical Trainees

This one-day interactive course aimed to enhance the attendee's knowledge and clinical skills related to vascular ultrasound pertinent to day-to-day clinical practice. The morning session consisted of interactive discussions, whilst the afternoon session comprised of five practical stations during which the attendee gained valuable hands-on experience in ultrasound techniques that will be applicable in a clinical setting.

The attendee had opportunity to practise ultrasound skills on patients (simulated or real), as well as to visualise the normal vascular anatomy.

Course Information

Venue:	Royal Stoke University Hospital, Stoke-on-Trent
Date:	15th February 2025
Attendance:	16 Delegates
Aimed at:	FY2; FY3; CT1; CT2; ST3; ST4; Trust Grade Doctors; Non-Training Registrars
Course Fee :	£100.00



Programme

0900 – 0915 Arrival and Registration

0915 – 0930 Welcome

0930 – 1000 The Physics Behind Vascular Ultrasound
Ms Helen Payne

1000 – 1030 Understanding Arterial Duplex
Dr Chris Day

1030 – 1100

Coffee Break

1100 – 1130 Interpretation of Venous Ultrasound and Clinical Application
Mr Matthew Popplewell

1130 – 1200 Arteriovenous Assessment for AV Fistula Creation
Ms Helen Suttwood

1200 – 1245

Lunch Break

1245 – 1600 Practical Sessions (5 x 40 mins)

- (A) Venous ultrasound assessment
- (B) Arterio-venous fistula Assessment and planning
- (C) Arterial Ultrasound assessment
- (D) Basic Doppler Skills (including ABPI and TBPI)
- (E) Introduction to Vascular Instruments.

1600 – 1615 Closing Remarks

Faculty List

Course organisers:

Mr. Sui Wu Tee (Vascular Registrar)

Dr. Hemant Kumar (Core Surgical Trainee)

Course Facilitator:

Mr. Sriram Rajagopalan
(Consultant Vascular Surgeon)

Speakers:

Dr Christopher Day
Consultant Vascular Radiologist
University Hospitals of North Midlands

Ms Helen Payne
Senior sonographer and trainer

Mr Matthew Popplewell
Consultant Vascular Surgeon
Dudley Group NHS Foundation Trust

Ms Helen Suttwood
Senior Vascular Registrar
Dudley Group NHS Foundation Trust

Workshop Faculty:

Ms. Marvi Aloro
Vascular Clinical Nurse Specialist
University Hospitals of North Midlands

Mr. Abdelrehman Farrag
Senior Vascular Registrar
University Hospitals of North Midlands

Mr Antony Jaipersad
Consultant Vascular Surgeon
University Hospitals of North Midlands

Ms. Ezinee Nwaomu
Diagnostic Radiographer
University Hospitals of North Midlands

Mr. Matthew Popplewell
Consultant Vascular Surgeon
Dudley Group NHS Foundation Trust

Dr. Noman Qayyum
Consultant Vascular Radiologist
University Hospitals of North Midlands

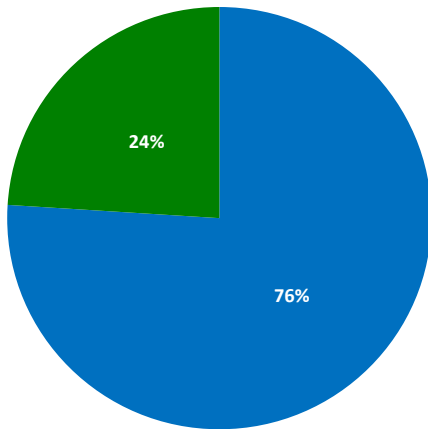
Mr. Sriram Rajagopalan
Consultant Vascular Surgeon
University Hospitals of North Midlands

Ms. Helen Suttwood
Senior Vascular Registrar
Dudley Group NHS Foundation Trust

Mr. Bertrand Ugwuoke
Advanced Practitioner in Ultrasound

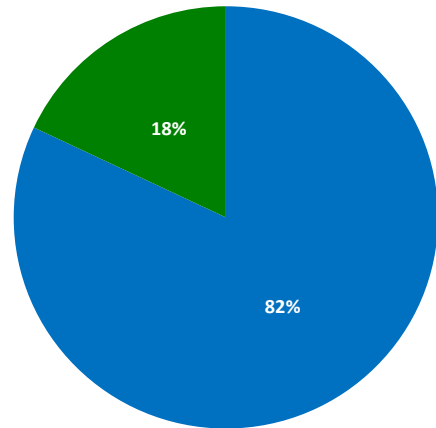
Overall Feedback

How was the content of the course?



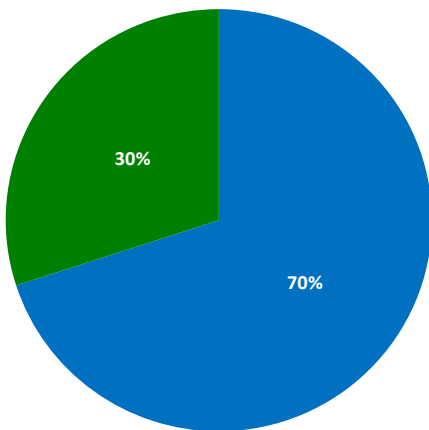
■ Excellent ■ Good ■ Neutral ■ Fair ■ Poor

How would you rate the general academic standard of the faculty?



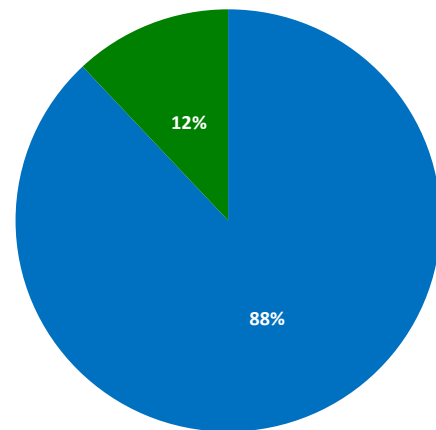
■ Excellent ■ Good ■ Neutral ■ Fair ■ Poor

The Physics Behind Vascular Ultrasound - Ms Helen Payne



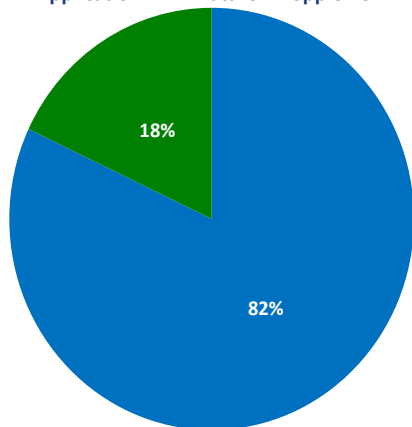
■ Excellent ■ Good ■ Neutral ■ Fair ■ Poor

Understanding Arterial Duplex - Dr Chris Day



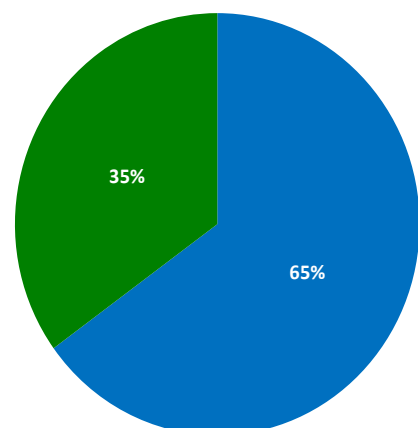
■ Excellent ■ Good ■ Neutral ■ Fair ■ Poor

Interpretation of Venous Ultrasound and Clinical Application - Mr Matthew Poplewell



■ Excellent ■ Good ■ Neutral ■ Fair ■ Poor

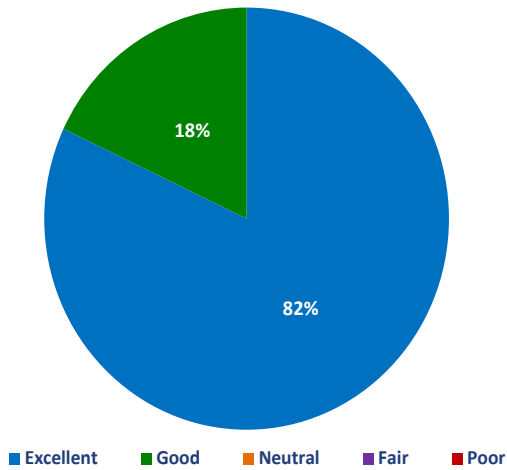
Arteriovenous Assessment for AV Fistula Creation - Ms Helen Suttentwood



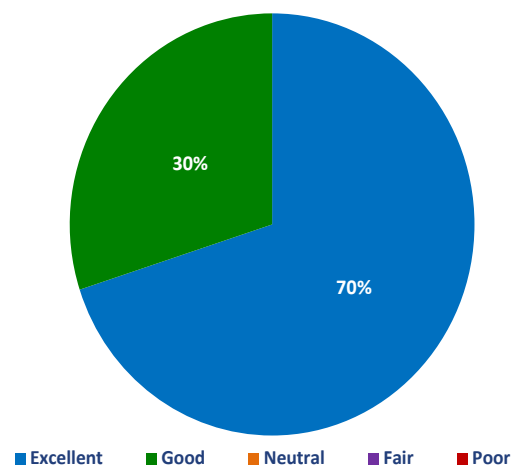
■ Excellent ■ Good ■ Neutral ■ Fair ■ Poor

Overall Feedback

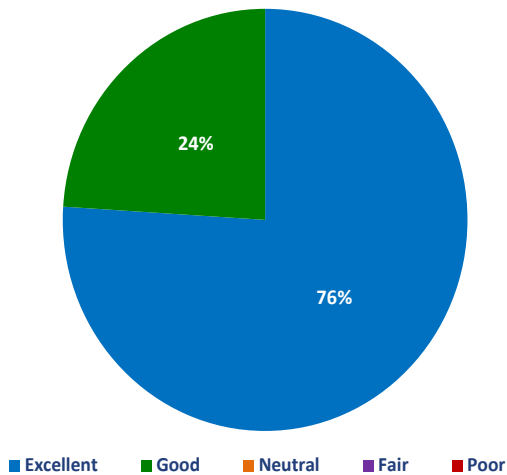
Practical Sessions - Venous ultrasound assessment



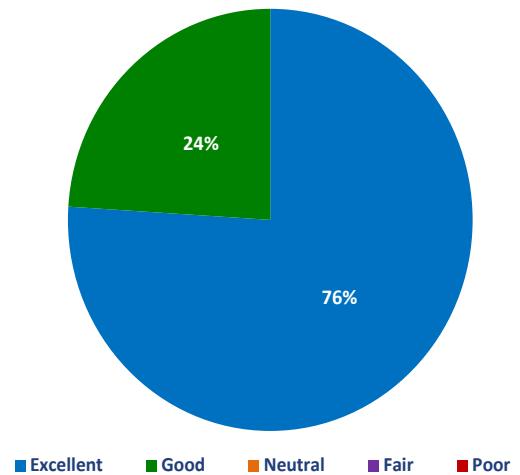
Practical Sessions - Arterio-venous fistula Assessment and planning



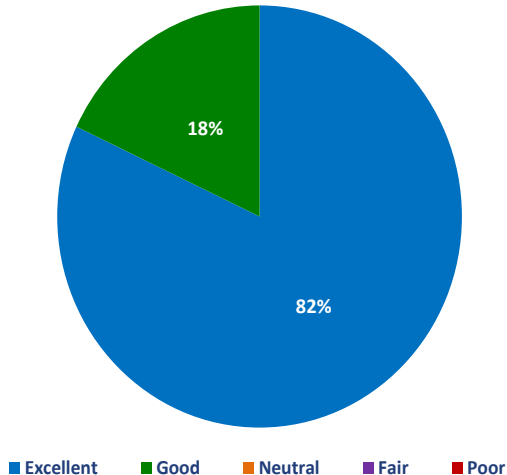
Practical Sessions - Arterial Ultrasound assessment



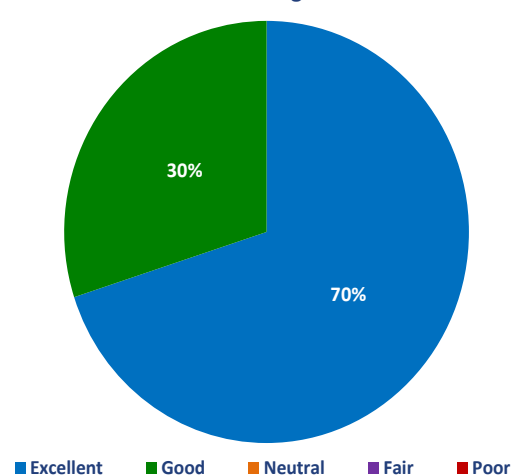
Practical Sessions - Arterial Ultrasound assessment



Practical Sessions - Introduction to Vascular Instruments

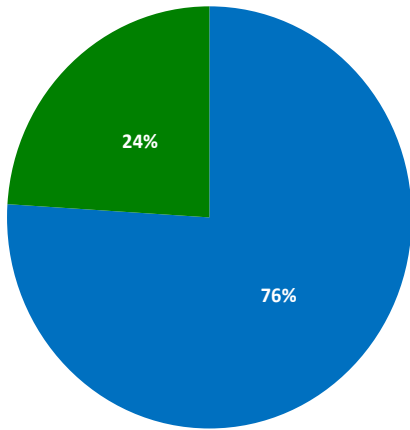


Practical Sessions - Carotid ultrasound scanning



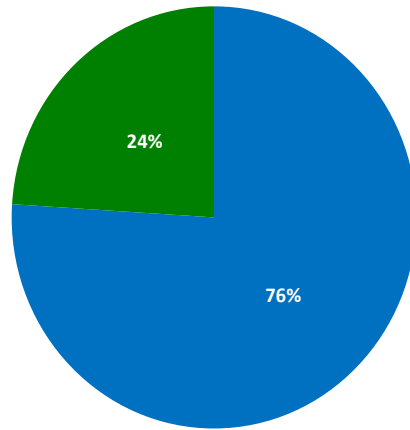
Overall Feedback

How were the facilities and venue?



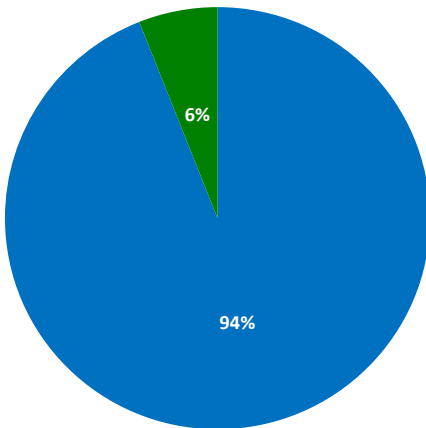
■ Excellent ■ Good ■ Neutral ■ Fair ■ Poor

How were the refreshments and lunch?



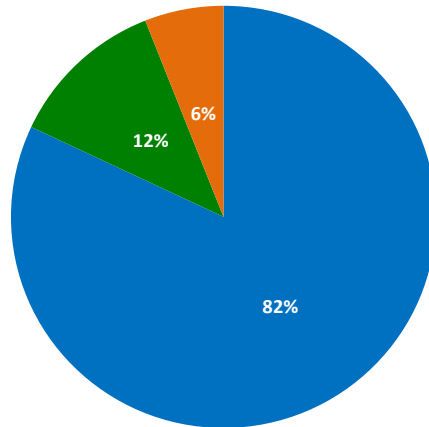
■ Excellent ■ Good ■ Neutral ■ Fair ■ Poor

How was the general friendliness of the faculty and organisers?



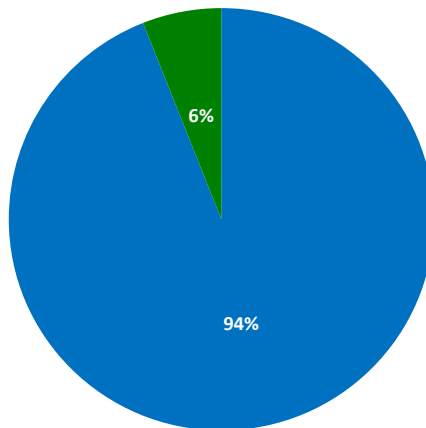
■ Very friendly ■ Friendly ■ Neutral ■ Not very friendly ■ Can't comment

Would you recommend this course to a friend?



■ Most certainly ■ Certainly ■ Probably ■ Unlikely ■ Not at all

Do you think that this course provided good value for money?



■ Most certainly ■ Certainly ■ Probably ■ Unlikely ■ Not at all

Individual Comments

Experience was great.

MZ

Wrexham Maelor Hospital, Wrexham, UK

Quite good.

SS

University Hospital of North Staffordshire NHS Trust, UK

It was great and very informative.

PL

University Hospital of North Staffordshire, Stoke on Trent, UK

Really great course in all aspects, well organised, friendly faculty, perfect level/depth of the lectures and really enjoyable and informative practical sessions, great to apply the practical skills to healthy volunteers and then patients with signs etc. Thanks very much, will be highly recommending to colleagues.

MC

Manchester Royal Infirmary, Manchester, UK

Overall, Very Good.

AA

University Hospital of North Staffordshire NHS Trust, UK

The teaching was well organised and sufficiently pitched. I had no experience with ultrasound prior to the course, however I feel confident using US in my day to day work now.

TK

Guy's and St Thomas' Hospital NHS, UK

Well pitched to my level of training ST3. Well run and great range of topics.

RW

Royal Derby Hospital, Derby, UK

This was an excellent course , concisely put together for vascular trainees to understand the basics and advance skills required in our day to day practice.

SA

Northampton General Hospital, Northampton, UK

Individual Comments

Great course, and good value.

PS

South Warwickshire NHS Foundation Trust, UK

Great 1 day ultrasound course. Covered all the necessary basics.

JH

Northampton General Hospital, Northampton, UK

Great course.

AS

University Hospital of North Staffordshire, Stoke on Trent, UK

Excellent course.

ES

Royal Derby Hospital, Derby, UK

The course was fit for purpose and helped improve my understanding of use of USS in vascular surgery.

EK

Betsi Cadwaladr University Health Board, UK

Really helpful and insightful course full of pertinent information for vascular trainees at all levels.

ES

Royal Derby Hospital, Derby, UK



DOCTORS ACADEMY

BETTER EDUCATION. BETTER HEALTH.

Doctors Academy is a UK-based International Non-Profit Organisation comprising of doctors, dentists and scientists that undertakes a diverse range of educational activities globally. The aim of the Academy is to disseminate information and exchange medical knowledge between professionals from diverse backgrounds working in a variety of healthcare settings. This is achieved by the provision of a number of attendance courses, publishing house, online resources and international events / competitions.

Courses (a selection):

Undergraduate:

- Final Year Medicine and Surgical Revision Courses
- Training the Clinical Anatomy Trainer
- Clinical Anatomy as Applied to Trauma and Emergency Medicine
- Surgical Anatomy of Important Operative Procedures
- Future Surgeons: Key Skills (RCSEd delivered)
- Structured Introduction to Surgical Skills

Postgraduate:

- MRCS Part A
- MRCEM Part A
- MRCS Part B OSCE
- DOHNS: Intensive Revision & OSCE
- Intercollegiate Basic Surgical Skills (RCSEd delivered)
- MRCP PACES Part 2
- FRCS (General Surgery) Exit Exam
- Cadaveric Ultrasound-Guided Musculoskeletal Intervention Course
- Ultrasound-Assisted Botulinum Toxin Injection for Neuromuscular Disorders
- Live Advanced Laparoscopic Colorectal Course



Forthcoming key events:

- International Medical Summer School
- International Academic and Research Conference
- World University Anatomy Challenge

Publications



publications.doctorsacademy.org

World Journal of Medical Education & Research



Peer-reviewed academic journal
with ISSN.

- No fee to view, read and download articles
- No subscription charges
- No submission fees
- No manuscript processing fee
- No publishing fee
- No cost to read, write or publish!

wjmer.co.uk

Online Revision Resources

DoctorExams consists of 1000s of questions with detailed explanations in MCQ, EMQ, SBA and SAQ formats. Questions are written by the Doctors Academy group of experienced clinicians and clinical academics, with mock exams and feedback on performance included to aid a candidate's focused revision of topics. Based on past exams, these questions are carefully crafted to suit the requirements of undergraduate students & postgraduate trainees undertaking relevant speciality exams.

Resources for:

- Medical Students
- Dental Students
- International Entrance Exams
- MRCS Exams
- General Surgery Exams
- Plastic Surgery Exams
- DOHNS Exams

www.doctorexams.co.uk

www.doctorsacademy.org